


**TECHNICAL MANUAL  
FOR  
CRANE, MOBILE, CONTAINER HANDLING, TRUCK-  
MOUNTED, 140-TON CAPACITY DED, FMC  
LINK BELT MODEL HC-238A, ARMY MODEL  
MHE 248, NSN 3950-01-110-9224**



**FMC CORPORATION  
CABLE, CRANE AND EXCAVATION DIVISION**

---

**HEADQUARTERS DEPARTMENT OF THE ARMY  
15 JULY 1985**

*This manual contains copyright material.  
Published with permission of FMC Corporation,  
Cable, Crane and Excavation Division*

TECHNICAL MANUAL  
No. 10-3950-263-14&P-3

HEADQUARTERS  
DEPARTMENT OF THE ARMY  
WASHINGTON, DC., 15 July 1985

**OPERATOR'S, ORGANIZATIONAL, DIRECT SUPPORT  
AND GENERAL SUPPORT MAINTENANCE MANUAL  
(INCLUDING REPAIR PARTS)  
FOR  
CRANE, MOBILE, CONTAINER HANDING, TRUCK MOUNTED,  
140-TON CAPACITY DED, FMC MODEL HC-238A,  
ARMY MODEL MHE 248, NSN 3950-01-110-9224**

REPORTING OF ERRORS

You can help improve this manual. If you find any mistakes or if you know of a way to improve the procedures, please let us know. Mail your letter, DA Form 2028 (Recommended Changes to Publications and Blank Forms), or DA Form 2028-2 located in the back of this manual direct to: Commander, U.S. Army Tank-Automotive Command, ATTN: AMSTA-MB, Warren, MI 48397-5000. A reply will be furnished direct to you.

TM 10-3950-263-14 & P1  
TM 10-3950-263-14 & P-2  
TM 10-3950-263-14 & P-3

Operator's Manual  
Service Manual (Maintenance Instructions)  
Parts Manual

**NOTE**

**This manual is published to provide an authorized commercial manual for the use of the personnel to whom this Crane is issued.**

Crane Manufacturer:

FMC Corporation  
Cable, Crane and Excavator Division

This technical manual is an authentication of the manufacturers commercial literature and does not conform with the format and content specified in AR 310-3, Military Publications. This technical manual does, however, contain available information that is essential to the operation and maintenance of the equipment.

## **Warranty**

### **Standard Warranty Cable Cranes**

FMC CORPORATION, CABLE CRANE & EXCAVATOR DIVISION is hereinafter called the COMPANY

The products manufactured by the COMPANY, exclusive of used or re-built machinery or equipment, are subject to the following warranty:

#### (A) Warranty

"ALL of COMPANY's products are of high quality and are manufactured in conformity with the best commercial practices in the various lines. The COMPANY warrants all products manufactured by it to be free from defects in material and manufacture at the time of shipment for six (6) months from date of shipment or 1000 hours of operation, whichever shall occur first. The COMPANY will furnish without charge, f.o.b. Its factory, replacements for such parts as the COMPANY finds to have been defective at the time of shipment, or at the COMPANY's option, will make or authorize repairs to such parts, provided that, upon request, such parts are returned, transportation prepaid, to the factory from which they were shipped.

"This warranty shall not apply to any product which has been subjected to misuse, misapplication, neglect (including but not limited to improper maintenance), accident, improper installation, modification (including but not limited to use of unauthorized parts or attachments), adjustments, or repair. Engines, motors, and any accessories furnished with the COMPANY's products, but which are not manufactured by the COMPANY, are not warranted by the COMPANY but are sold only with the express warranty. If any, of the manufacturers thereof THE FOREGOING IS IN LIEU OF ALL OTHER WARRANTIES, WHETHER EXPRESS OR IMPLIED (INCLUDING THOSE OF MERCHANTABILITY AND FITNESS OF ANY PRODUCT FOR A PARTICULAR PURPOSE), AND OF ANY OTHER OBLIGATION OR LIABILITY ON THE PART OF THE COMPANY.

#### (B) Limitation of Liability.

"It is expressly understood that the COMPANY's liability for its products, whether due to breach of warranty, negligence, strict liability, or otherwise, is limited to the furnishing of such replacement parts, and the COMPANY will not be liable for any other injury, loss, damage, or expense, whether direct or consequential, including but not limited to loss of use, income, profit, or production, or increased cost of operation, or spoilage of or damage to material, arising in connection with the sale, installation, use of, inability to use, or the repair or replacement of, the COMPANY's products

The COMPANY reserves the right to make alterations or modifications in their equipment at any time, which, in their opinion, may improve the performance and efficiency of the machine. They shall not be obliged to make such alterations or modifications to machines already in service

Any operation beyond rated capacity expressly prohibited in the operating instructions or safety manual furnished with the machine, or any adjustment, or assembly procedures not recommended or authorized in the operating or service instructions shall void such warranty.

## **Special Provisions**

The standard machine warranty is modified by special provisions in solicitation DAAEO7-80-B-5230.

### J07 EQUIPMENT WARRANTY

#### J.7.1 Definitions

**Acceptance** The word "acceptance" as used herein means the execution of the Acceptance Block and signing of a DD Form 250 by the authorized Government representative.

**Supplies.** The word "supplies" as used herein means the end item and all parts and accessories thereof, furnished by the contractor, and any related services required under this contract. The word does not include technical data.

**J.7.2 Warranty.** Notwithstanding inspection and acceptance by the Government of the supplies furnished under the contract or any provision of this contract concerning the conclusiveness thereof, the contractor hereby warrants that the supplies are free from defects in design, material, and workmanship and will conform with the specifications and all other requirements of this contract for a period of 15 months from date of acceptance, as shown on the Material Inspection and Receiving Report (DD Form 250), or 1500 hours of operation, whichever occurs first. Equipment designated as Production Samples shall be treated as equipment delivered

## Warranty

at the time as the production units If a Safety Recall defect occurs during equipment warranty period, the contractor agrees to extend the term of the warranty by the period of time equal to the time period required to make necessary safety defect corrections Additionally, to the extent of the contractor or his supplier(s) provide to commercial customers a greater warranty for the supplies furnished therein, the contractor hereby likewise provides such greater warranty to the Government To the extent the terms of such greater warranty are inconsistent with or conflict with this warranty, the provisions of this warranty shall govern

### J.7.3 Remedies

J.7.3.1 New Replacement Supplies With respect to defective supplies, wherever located, the warranty shall include the furnishing, without cost to the Government, F O.B contractor's plant, branch or dealer facility, or F.O.B. original CONUS destination, or F.O.B. US Port of Embarkation, at the Government's option, new supplies to replace any that prove to be defective within the warranty period.

J.7.3.2 Corrective Action Options. In addition, the Government shall have the option (a) to return the equipment or parts thereof to the contractor's plant, branch or dealer facility for correction, or (b) to correct the supplies itself When the Government elects to return the equipment or parts to the contractor's plant, branch or dealer facility, the cost of labor involved in the correction of the defective supplies shall be borne by the contractor When the equipment or parts thereof are returned to the contractor for correction, the contractor shall bear all transportation costs to the contractor's plant and return With respect to defective supplies, when the Government elects to correct them itself, the cost of labor involved in the correction of defects shall be borne by the Government. If the Government requires the assistance of Contractor personnel in disassembly/reassembly of items removed in connection with repair or replacement of defective parts, the Contractor will be reimbursed for labor at a rate to be negotiated between the Contracting Officer and the Contractor at the time of repairs.

J.7.3.3 Notification If the Government elects to have warranty repair or replacement performed by the contractor, the Government shall deliver the parts or equipment to contractor's local facility or dealership for warranty corrective repair or replacement. If the Government elects to effect warranty repairs or replacement itself, the contractor shall be notified in writing of repairs required under the warranty within 30 days after discovery of the defect. Within 10 days after receipt of such notices, the contractor shall submit to the Contracting Officer a written recommendation as to the corrective action required to remedy the defect. In any event, the Contracting Officer may, upon the expiration of the 10 day period set forth above, proceed with correction or replacement as set forth in the paragraph, Remedies, above, and the contractor shall, notwithstanding any disagreement regarding the existence of a breach of warranty, comply with the Contracting Officer directions related to such correction or replacement. After the notice, but not later than 30 days after receipt of the contractor's recommendation for corrective action.

The Contracting Officer will, In writing, notify the contractor of the parts used by the Government in repair or replacement and all other costs or expenses required for Government correction of warranty defect as set forth in the paragraph, Remedies, above. The contractor shall respond within 30 days after receipt of this notice, of his intention to furnish identified replacement parts and/or cost reimbursements to the Government. In the event It is later determined that the contractor did not breach the warranty In paragraph, Warranties, above, the contract price will be equitably adjusted pursuant to the terms of the "Changes!" clause of the contract. Failure to agree to such an equitable adjustment or upon any determination to be made under this clause shall be a dispute concerning a question of fact within the meaning of the "Disputes" clause of this contract.

The Contractor shall furnish with his proposal a listing of distributors, dealers, and franchise outlets where warranty claims may be exercised

J.7.4 Decalcomania. A synopsis or simplified summary of the warranty coverage and its implementation will be printed on a decalcomania approximately 3" x 4" and shall be mounted In view of the operator as near as possible to the center of the instrument panel of each vehicle. On those vehicles requiring concealed markings and registration numbers said decalcomania shall be placed in a readable position on the engine side of the firewall.

J.7.5 Rights. The rights and remedies of the Government provided In this clause are in addition to and do not limit any rights afforded to the Government by any other clause In the contract

## Exceptions To Warranty

The following supplies are not covered under the 1500 hour or 15 month warranty: (1) Tires (2) Batteries (3) Light Bulbs (4) Windshield wipers (5) Electrical Wires (6) Lubricants (7) Filters.

## Warranty

### Preparation Of Warranty Claims

- (1) Use warranty claim no 531 for all claims over \$25 These forms are available at no charge from the factory (2) Claims less than \$25.00 will not be processed.
- (3) Campaigns - A \$25 00 minimum will be paid on all claims identified as a campaign and listing the campaign only on the individual warranty claim.
- (4) Delivery and applicable follow-up reports must be on file before warranty consideration will be given.
- (5) Warranty Claim must be typed and mailed to the manufacturing division where the particular machine was manufactured no later than 45 days after work is completed. Do not type on the reverse side of the warranty claim form. If additional space is required on the warranty claim form, attach an additional sheet.
- (6) The upper righthand corner of the claim must be completely and correctly filled out. Information about description of the job must also be furnished.
- (7) Under Section 1 and 2 of the warranty claim, explanation must be given covering problem as diagnosed and corrective action taken.  
The statement "installed or replaced" will not be accepted as a satisfactory explanation of the diagnosis of problem and corrective action taken. Neither will the statement making reference to a previous report be accepted in lieu of Information correctly filled out explaining the problem and correct action taken
- (8) Section 3 entitled "Name of Part(s) That Failed or Caused Failure" must be completely filled out to enable the factory to determine disposition of defective parts. The serial number of the replacement part is also required to ensure future warranty of the part replaced.
- (9) Section 4 of the claim entitled "Other" is reserved to list things not provided for elsewhere on the form. Examples A freight bill, outside purchase of parts, outside labor for machine shop, etc A copy of the paid invoice must accompany each claim.
- (10) Section 5 is to list Item number of part, description of part, quantity of part, Invoice number and cost covering parts claimed.
- (11) If part or parts were supplied from your "stock", type the word "stock" in the invoice section provided In Area 5.
- (12) If parts were ordered where a 5 or 10% added cost was assessed for emergency shipment, a copy of the Invoice must be attached.
- (13) If a large group of parts were ordered from the factory for warranty repair, a legible copy of the FMC invoice attached in lieu of filling out Section 5 if preferred.
- (14) If an Incorrect FMC part number is listed or a part claimed that cannot be identified, it will be eliminated from the claim and will not appear on the credit memo.
- (15) Section 6 and 8 are reserved for factory use only. Do not enter any Information in these areas (16) Section 7 under labor, type hours only.

#### Returning Defective Or Failed Parts To The Manufacturing Division

- (1) Do not send defective parts to the factory. Hold all defective parts until information is received as to their disposition. If and when the parts are needed by the manufacturing division, the manufacturing division will forward Instructions wither verbally or in writing and/or both. In all cases an A.T.R number (Authorization to Return and Authorization to Receive) will be assigned with shipping Instructions.  
A.T.R. 87 - - - is used by the Bowling Green plant.  
FMC Corporation  
Crane & Excavator Division  
U S. 31 W. South  
Bowling Green, Kentucky 42101

The Receiving Departments have orders not to accept any shipment of warranty parts without an A T.R number clearly displayed on all parts, shipping cartons, tags, bills of lading and other papers required by transportation companies. If the part to be returned is a large item that cannot be crated (Example: boom sections, large hydraulic cvlinders, frames, counterweights, etc ) It will be necessary to have the A.T.R number legibly marked or sainted with some waterproof marking device If it is a part that is apt to be rolled over, It is required that the number be marked on two or more sides of the component.

- (2) Parts must be returned In clean condition. Hydraulic parts must be sealed to prevent contamination. Any parts received without covering port plugs, etc., will not be inspected or forwarded to the vendor as vendors refuse any warranty consideration of hydraulic components not properly protected.
- (3) Shipping of parts for more than one claim in one shipment is discouraged. However, if for some reason or other, this must be done than each individual part must be Identified by item number, claim number and A.T.R. number.

## Warranty

### Submitting Of Warranty Claims

- (a) Prepare claim as outlined under "PREPARATION OF WARRANTY CLAIMS"
- (b) Distribute copies as follows
  - Copy #1 White ( Forward copies to the Manufacturing Division
  - Copy #2 Yellow ( responsible for the model involved. For your
  - Copy #3 White ( assistance we are listing below the mailing
  - Copy #4 Pink ( address of each of the models manufactured.
  - Copy #5 Green (
  
  - Copy #6 Blue ( Government copy. Copy should be retained
  - for your records.
- (c) You will be advised on the disposition of any alleged defective parts.
- (d) Approximate time for processing claims that are within the time frame of normal warranty will fall in the following categories
  - (1) If material is not required for Inspection, the claim will be accepted or rejected within 45 days of receipt of the r3 copy. The Government will assume the responsibility for destroying and scrapping related parts under the direction of the Warranty Supervisor.
  - (2) If material is required for Inspection, the claim will be accepted and credit issued within 45 days of receipt of the part or parts at the factory or a designated location. If Inspection reveals the part or parts were not defective, the factory will re-invoice the Government to cancel the credit previously issued
  - (3) Government will be notified by phone followed by confirming letter with shipping instructions for alleged defective parts. If parts not received within 3 days a follow-up letter will be sent to distributor. If parts not received within 30 days after follow-up letter mailed, warranty claim will be cancelled.
  - (4) A disputed warranty settlement must be presented in writing to Construction Equipment Distribution Operation, 2800 Lakeside Drive, Bannockburn, Illinois 60015, Attention: Service Department, no later than 45 days after the warranty claim status report is dated

If the Government does not reply to FMC within the 45 day time frame, the warranty claim will not be opened to any further discussion at a later date

Listed below are the mailing addresses and models for the Manufacturing Division. Direct claims to the attention of the Warranty Departments  
 FMC Corporation  
 Crane and Excavator Division  
 Box 9500  
 Bowling Green, Kentucky 42101

### Campaign Procedures (Safety Recall)

- A. Labor compensation for announced factory modification and retrofits Implemented by CCED.
  - (1) FMC will compensate the Government 100% of its charge out rate which must be on record with the company at the time the claim is received, for performance of work related to the campaign
    - (a) If FMC has established the work time required to effect the campaign, only the time so established will be recognized in establishing the amount of the claim.
    - (b) If FMC has not established the hours required to effect the campaign, the company will accept actual documented time expended by the distributor, provided the time is reasonable and can be substantiated.
- B. Travel Time - Per Diem
  - (1) FMC will compensate the Government at 100% of their charge out rate, on record with the company, for actual travel time expended in the performance of campaign work up to a maximum of eight hours
  - (2) The standard 10% add-on clause, as found in the warranty labor program, will not apply to computing the credit amount on the warranty claim.
  - (3) In addition to travel time, a reasonable per diem will be allowed for living expenses. Per diem receipts must accompany claim.

---

**Warranty**

**C. Overtime**

- (1) Overtime charges will not be accepted, unless agreed to by the company prior to the performance of the work.

**D. Limits of FMC Responsibility**

- (1) FMC reserves the right to make alterations or modifications in their equipment at any time which in their opinion may improve the performance and efficiency of the machine. FMC shall not be obligated to make such alterations or modifications to machines already in service
- (2) FMC will not be under obligation to credit the Government with the price of the new part or to reimburse the Government for the labor cost for repairing or replacing defective part unless, within thirty (30) days of the date of the campaign work performed, the Government submits a typewritten claim listing parts used and the FMC allotted time provided in the campaign letter, or if FMC has not established the time, satisfactory proof of the time reasonably expended in repairing or replacing the defective part.
- (3) FMC will issue a minimum of \$25.00 per claim.
- (4) Claims which cover campaign work performed on more than one machine will not be accepted.
- (5) The work must be completed within the time frame stated in the campaign agreement and campaign Instructions. If campaign work is not completed within the stated time frame, FMC assumes no responsibility for any damage that might be incurred due to delay of campaign completion.

**E. Requirements for Qualification**

- (1) The Government will utilize only qualified personnel in the performance of campaign work. These personnel must have attended an authorized factory school on the particular product line within the past 18 months.
- (2) The Government must maintain properly equipped service vehicles and shop facilities as dictated by general industry standards.
- (3) The Government must have any specialized material, equipment, and tools, required by general industry standards.
- (4) The Government must maintain a current and updated service library; including service manuals, bulletins, policy handbook, parts books, and/or microfilm.

## Parts List

R1184

## Vendor Annex List

<b>FMC</b>	<b>Actual</b>	<b>Actual Manu.</b>	<b>Actual Manu.</b>	
<b>Part #</b>	<b>Manu. Name</b>	<b>FSCM#</b>	<b>Part #</b>	<b>Parts Page</b>
3A276	Ross Gear	77640	28295	M1-5-6 0
3A277	Ross Gear	77640	32480	M1-5-6 0
3A280	Ross Gear	77640	32200-19	M1-5-6 0
3A281	Ross Gear	77640	32201-8	M1-7-14 0
3A282	Ross Gear	77640	32485	M1-5-6 0
3A283	Ross Gear	77640	32225	M1-7-14 0
3A288	Ross Gear	77640	34054	M1-5-6.0
3A290	Ross Gear	77640	34060	M1-5-6.0
3A291	Ross Gear	77640	44956	M1-5-6.0
3A292	Ross Gear	77640	67026	M1-5-6 0
3A293	Ross Gear	77640	71006	M1-5-6 0
3A351	Ross Gear	77640	415039	M1-5-6.0
3A352	Ross Gear	77640	32254	M1-7-14 0
3A355	Ross Gear	77640	69011	M1-5-6.0
3A356	Ross Gear	77640	65987	M1-5-5 0
3A358	Ross Gear	77640	28292	M1-7-14 0
3A359	Ross Gear	77640	G127709	M1-5-6 0
3A521	Racine	77521	407338	M1-43-22 0
3A544	Fuller	73460	1684	M1-61-7 0
3A552	Mech. Universal	76260	6-8002	M1-22-45 0
3A576	Mech Universal	76260	114-8205	M1-22-45 0
3A577	Mech Universal	76260	114-9014	M1-22-45 0
3A585	Fuller	73460	1642	M1-19-36 0
3A592	Racine	77521	406440	M9-1-11 0
3A619	Fuller	73460	6168	M1-18-36 0
3A638	Fuller	73460	8879	M1-18-36 0
3A664	Fuller	73460	13948	M1-19-36 0
3A665	Fuller	73460	13949	M1-19-36 0
3A682	M R C Bearing	21933	311-MG	M1-18-36 0
A690	Fuller	73460	19462	M1-18-33 0
3A691	Fuller	73460	15114	M1-18-33 0
3A693	Fuller	73460	15131	M1-18-33 0
3A694	Fuller	73460	19463	M1-18-33 0
3A695	Fuller	73460	15128	M1-18-33.0
3A696	Fuller	73460	18709	M1-18-33 0
3A697	Fuller	73460	18708	M1-18-33.0
3A699	Fuller	73460	15116	M1-18-36 0
3A700	Fuller	73460	15117	M1-18-36 0
3A704	Fuller	73460	62512	M1-18-36.0
3A705	Fuller	73460	X-14-250	M1-18-36 0
3A707	Fuller	73460	9293	M1-18-36 0
3A709	Fuller	73460	14370	M1-18-36.0
3A711	Fuller	73460	14494	M1-18-36 0
3A712	Fuller	73460	14506	M1-18-36 0
3A715	Fuller	73460	34002	M1-18-33 0
3A717	Fuller	73460	6392	M1-18-36 0
3A719	Fuller	73460	15758	M1-18-36 0
3A722	Fuller	73460	14282	M1-18-36 0
3A723	Fuller	73460	14283	M1-18-36.0
3A725	Fuller	73460	14310	M1-18-36 0



Parts List

R1184

Vendor Annex List

FMC Part #	Actual Manu. Name	Actual Manu. FSCM#	Actual Manu. Part #	Parts Page
3A726	Fuller	73460	14311	M1-18-36 0
3A727	Fuller	73460	14317	M1-18-36 0
3A731	Fuller	73460	14335	M1-18-36.0
3A732	Fuller	73460	14361	M1-18-36 0
3A733	Fuller	73460	14362	M1-18-36.0
3A735	Fuller	73460	14651	M1-18-33.0
3A738	Fuller	73460	85002	M1-18-33.0
3A740	Fuller	73460	14366	M1-18-36 0
3A741	M.R C. Bearing	21933	211-MG	M1-18-36.0
3A742	Fuller	73460	3220	M1-18-36.0
3A743	Fuller	73460	6716	M1-19-36 0
3A744	Fuller	73460	11066	M1-19-36 0
3A746	Fuller	73460	13788	M1-19-36.0
3A747	Fuller	73460	14441	M1-19-36 0
3A748	Fuller	73460	13789	M1-19-36 0
3A749	Fuller	73460	13790	M1-19-36 0
3A753	Fuller	73460	14974	M1-19-36 0
3A757	Fuller	73460	15276	M1-18-36 0
3A761	Fuller	73460	14373	M1-18-36 0
3A762	Fuller	73460	14575	M1-61-7 0
3A764	Fuller	73460	8858	M1-18-36 0
3A769	Fuller	73460	81504	M1-18-36 0
3A774	Fuller	73460	3230	M1-18-36 0
3A775	Fuller	73460	3233	M1-18-36 0
3A776	Fuller	73460	4425	M1-18-36 0
3A779	Fuller	73460	51006	M1-18-36 0
3A780	Fuller	73460	A-2268	M1-18-36 0
3A781	Fuller	73460	8968	M1-18-36 0
3A782	Fuller	73460	10019	M1-18-36 0
3A784	Fuller	73460	6579	M1-18-36 0
3A786	Fuller	73460	15918	M1-18-36 0
3A790	Fuller	73460	17177	M1-18-36 0
3A791	Fuller	73460	14658	M1-18-36 0
3A792	Fuller	73460	14659	M1-18-36.0
3A810	Fuller	73460	14291	M1-18-36.0
3A835	Fuller	73460	12845	M1-18-36 0
3A836	Fuller	73460	12880	M1-18-36 0
3A844	Fuller	73460	7935	M1-18-33 0
3A849	Fuller	73460	7992	M1-18-36.0
3A850	Fuller	73460	14337	M1-18-36.0
3A851	Fuller	73460	14961	M1-18-36.0
3A852	Fuller	73460	15532	M1-18-36 0
3A853	Fuller	73460	16724	M1-18-36.0
3A854	Fuller	73460	17097	M1-18-36 0
3A855	Fuller	73460	14327	M1-18-36 0
3A857	Fuller	73460	14347	M1-18-36 0
3A858	Fuller	73460	14765	M1-18-36.0
3A868	Fuller	73460	15120	M1-18-36.0
3A871	Fuller	73460	K-1644	M1-18-36.0
3A874	Fuller	73460	14631	M1-61-7 0
3A883	Fuller	73460	16717	M1-18-36.0

Parts List

R1184

Vendor Annex List

FMC Part #	Actual Manu. Name	Actual Manu. FSCM#	Actual Manu. Part #	Parts Page
3A884	Fuller	73460	14897	M1-18-36.0
3A885	Fuller	73460	X-1-1008	M1-18-36.0
3A887	Fuller	73460	A-3697	M1-18-36 0
3A889	Fuller	73460	14832	M1-18-36 0
3A891	Fuller	73460	11956	M1-18-36.0
3A895	Fuller	73460	14341	M1-18-36 0
3A896	Fuller	73460	14344	M1-18-36.0
3A898	Fuller	73460	14349	M1-18-36 0
3A899	Fuller	73460	14367	M1-18-36 0
3A900	Fuller	73460	14621	M1-18-36 0
3A911	Fuller	73460	14644	M1-18-36 0
3A915	Fuller	73460	K-1567	M1-18-36 0
3A916	Fuller	73460	81008	M1-18-36 0
3A917	Fuller	73460	1966	M1-18-36.0
3A919	Fuller	73460	A-3546	M1-18-33 0
3A922	Fuller	73460	5202	M1-18-36 0
3A925	Fuller	73460	14287	M1-18-36 0
3A928	Fuller	73460	14205	M1-18-36 0
3A932	Fuller	73460	X-1-603	M1-19-36.0
3A934	Fuller	73460	1634	M1-18-36 0
3A937	Fuller	73460	13952	M1-19-36 0
3A940	Fuller	73460	13947	M1-19-36 0
3A942	Fuller	73460	13951	M1-19-36 0
3A951	Vickers	32705	922904	M1-10-18 0
3A952	Vickers	32705	213984	M1-10-18.0
3A953	Vickers	32705	923092	M1-10-18 0
3A954	Vickers	32705	296599	M1-10-18 0
3A955	Vickers	32705	922594	M1-10-18 0
3A956	Vickers	32705	213859	M1-10-18 0
3A957	Vickers	32705	213998	M1-10-18 0
3A958	Vickers	32705	174619	M1-10-18 0
3A960	Vickers	32705	222440	M1-10-18 0
3A961	Vickers	32705	263585	M1-10-18 0
3A962	Vickers	32705	193732	M1-10-18 0
3A963	Vickers	32705	148423	M1-10-18 0
3A964	Vickers	32705	250455	M1-10-18.0
3A965	Vickers	32705	172376	M1-10-18 0
3A966	Vickers	32705	199390	M1-10-18 0
3A968	Vickers	32705	291667	M1-10-18 0
3A971	Racine	77521	406215	M1-43-22 0
3A984	Ross Gear	77640	401236	M1-7-14 0
3A1076	Clark Equip.	03504	104412	M1-24-79.0
3A1087	Clark Equip.	03504	106998	M1-24-79 0
3A1089	Clark Equip.	03504	107010	M1-24-79.0
3A1091	Clark Equip.	03504	107735	M1-24-79 0
3A1094	Clark Equip.	03504	108476	M1-24-79 0
3A1100	Clark Equip.	03504	110036	M1-24-79 0
3A1102	Clark Equip.	03504	118358	M1-24-79 0
3A1107	Clark Equip.	03504	815566	M1-24-8.0
3A1109	Clark Equip.	03504	123779	M1-24-83.0

## Parts List

R1184

## Vendor Annex List

<b>FMC</b>	<b>Actual</b>	<b>Actual Manu.</b>	<b>Actual Manu.</b>	
<b>Part #</b>	<b>Manu. Name</b>	<b>FSCM#</b>	<b>Part #</b>	<b>Parts Page</b>
3A1115	Clark Equip	03504	356398	M1-24-79.0
3A1120	Clark Equip.	03504	815328	M1-24-83.0
3A1121	Clark Equip	03504	101196	M1-24-83.0
3A1170	Clark Equip.	03504	10J-12	M1-24-41.1
3A1173	Clark Equip.	03504	25K60124	M1-24-79.0
3A1174	Clark Equip	03504	113249	M1-25-8.0
3A1253	Hendrickson	28158	AE-8904	M1-29-19.0
3A1263	Hendrickson	28158	BE-3350	M1-29-19.0
3A1264	Hendrickson	28158	AE-5000	M1-29-19.0
3A1265	Hendrickson	28158	AE-4992	M1-29-19.0
3A1266	Hendrickson	28158	AE-4059	M1-29-19.0
3A1267	Hendrickson	28158	BE-10358	M1-29-19.0
3A1268	Hendrickson	28158	AE-3416	M1-29-19.0
3A1269	Hendrickson	28158	BA-5919	M1-4-20.0
3A1271	Hendrickson	28158	32268-1A	M1-4-20.0
3A1273	Hendrickson	28158	AE-29896	M1-4-20.0
3A1284	Clark Equip	03504	945127	M1-24-79.0
3A1291	Clark Equip.	03504	121214	M1-24-79.0
3A1310	Clark Equip	03504	659764	M1-24-79.0
3A1313	Clark Equip	03504	102189	M1-24-79.0
3A1325	Clark Equip	03504	107660	M1-24-79.0
3A1332	Clark Equip	03504	111656	M1-24-79.0
3A1360	Clark Equip.	03504	109041	M1-22-45.0
3A1362	Clark Equip.	03504	101224	M1-24-79.0
3A1363	Clark Equip	03504	101223	M1-24-79.0
3A1389	Clark Equip.	03504	600853	M1-24-79.0
3A1419	Clark Equip.	03504	101222	M1-24-79.0
3A1428	Clark Equip	03504	107736	M1-24-79.0
3A1430	Clark Equip	03504	112588	M1-24-79.0
3A1431	Clark Equip.	03504	106547	M1-24-79.0
3A1432	Clark Equip.	03504	112295	M1-24-79.0
3A1433	Clark Equip	03504	112587	M1-24-79.0
3A1447	Clark Equip.	03504	1F-740	M1-24-79.0
3A1454	Clark Equip.	03504	118041	M1-24-79.0
3A1455	Clark Equip.	03504	655673	M1-24-79.0
3A1467	Clark Equip.	03504	112095	M1-24-79.0
3A1468	Clark Equip.	03504	112096	M1-24-79.0
3A1469	Clark Equip	03504	110119	M1-24-83.0
3A1470	Clark Equip.	03504	109125	M1-22-45.0
3A1472	Clark Equip.	03504	119671	M1-24-83.0
3A1474	Clark Equip.	03504	119719	M1-24-83.0
3A1475	Clark Equip	03504	119720	M1-24-83.0
3A1476	Clark Equip	03504	119721	M1-24-83.0
3A1477	Clark Equip	03504	119734	M1-24-83.0
3A1478	Clark Equip.	03504	106923	M1-24-83.0
3A1487	Clark Equip.	03504	118478	M1-24-83.0
3A1489	Clark Equip.	03504	743263	M1-24-83.0
3A1491	Clark Equip.	03504	675252	M1-24-83.0
3A1493	Clark Equip	03504	675263	M1-24-83.0
3A1494	Clark Equip	03504	815358	M1-24-83.0
3A1495	Clark Equip.	03504	114351	M1-24-83.0

## Parts List

R1184

## Vendor Annex List

<b>FMC</b>	<b>Actual</b>	<b>Actual Manu.</b>	<b>Actual Manu.</b>	
<b>Part #</b>	<b>Manu. Name</b>	<b>FSCM#</b>	<b>Part #</b>	<b>Parts Page</b>
3A1498	Clark Equip.	03504	109035	M1-24-83.0
3A1499	Clark Equip.	03504	675262	M1-24-83.0
3A1500	Clark Equip	03504	743264	M1-24-83 0
3A1501	Clark Equip.	03504	110727	M1-24-83 0
3A1503	Clark Equip	03504	784477	M1-24-83.0
3A1504	Clark Equip	03504	118051	M1-24-83.0
3A1506	Clark Equip.	03504	672009	M1-24-83.0
3A1507	Clark Equip	03504	755873	M1-24-83.0
3A1508	Clark Equip	03504	121241	M1-24-83.0
3A1515	Clark Equip	03504	64D-09	M1-24-79.0
3A1531	Vickers	32705	109609	M1-10-18 0
3A1533	Vickers	32705	294050	M1-10-18 0
3A1536	Vickers	32705	1866	M1-10-18.0
3A1537	Vickers	32705	1586	M1-10-18 0
3A1538	Vickers	32705	212683	M1-10-18.0
3A1540	Vickers	32705	213982	M1-10-18 0
3A1542	Vickers	32705	315934	M1-10-18 0
3A1543	Vickers	32705	222029	M1-10-18.0
3A1546	Vickers	32705	32559	M1-10-18.0
3A1547	Vickers	32705	171523	M1-10-18 0
3A1549	Vickers	32705	170072	M1-10-18.0
3A1552	Vickers	32705	245507	M1-10-18 0
3A1553	Vickers	32705	276396	M1-10-18 0
3A1554	Vickers	32705	154364	M1-10-18 0
3A1555	Vickers	32705	923951	M1-10-18 0
3A1557	Vickers	32705	1606	M1-10-18 0
3A1563	Fuller	73460	1884	M1-61-7 0
3A1566	Fuller	73460	2237	M1-18-36 0
3A1679	Clark Equip	03504	12H-15	M1-24-79 0
3A1691	Clark Equip	03504	1 C924	M1-24-83 0
3A1711	Clark Equip	03504	11E-135	M1-24-79 0
3A1724	Ross Gear	77640	402199	M1-7-14 0
3A1725	Ross Gear	77640	475152-A1	M1-7-14 0
3A1726	Ross Gear	77640	G9409107	M1-7-14 0
3A1782	Fuller	73460	X-8-802	M1-18-36 0
3A1784	Fuller	73460	X-7-706	M1-19-36 0
3A1789	Ross Gear	77640	525	M1-5-6 0
3A1793	Ross Gear	77640	401219	M1-5-6 0
3A1796	Ross Gear	77640	28015	M1-5-6 0
3A1797	Ross Gear	77640	25084	M1-5-6 0
3A1798	Ross Gear	77640	25003	M1-5-6 0
3A1799	Ross Gear	77640	21200	M1-5-6 0
3A1800	Ross Gear	77640	62005	M1-5-6 0
3A1801	Ross Gear	77640	025031	M1-5-6 0
3A1802	Ross Gear	77640	HPS705012	M1-5-6 0
3A1803	Ross Gear	77640	HPS709004	M1-5-6.0
3A1805	Ross Gear	77640	HPS706003-A1	M1-5-6.0
3A1807	Ross Gear	77640	37014	M1-5-6 0
3A1809	Ross Gear	77640	G169108	M1-5-6 0
3A1818	Ross Gear	77640	415340	M1-5-6 0
3A1822	Ross Gear	77640	28299	M1-5-6 0

Parts List

R1184

Vendor Annex List

FMC Part #	Actual Manu. Name	Actual Manu. FSCM#	Actual Manu. Part #	Parts Page
3A1823	Ross Gear	77640	20167	M1-5-6.0
3A1824	Ross Gear	77640	28312	M1-5-6.0
3A1826	Ross Gear	77640	28294	M1-5-6.0
3A1827	Ross Gear	77640	28293	M1-5-6.0
3A1832	Ross Gear	77640	456064-S1	M1-5-5.0
3A1841	Vickers	32705	232797	M1-10-18.0
3A1842	Vickers	32705	315433	M1-10-18.0
3A1847	Vickers	32705	229678	M1-10-18.0
3A1851	Shuler	52304	B-611	M1-3-29.0
3A1852	Shuler	52304	B-614-2	M1-3-29.0
3A1853	Shuler	52304	B-2022	M1-3-29.0
3A1854	Shuler	52304	B-624	M1-3-29.0
3A1855	Shuler	52304	B-627	M1-3-29.0
3A1856	Shuler	52304	B-683-1A	M1-3-29.0
3A1861	Shuler	52304	B-723	M1-3-29.0
3A1862	Shuler	52304	B-724-1	M1-3-29.0
3A1863	Shuler	52304	B-1981	M1-3-29.0
3A1865	Shuler	52304	B-1281	M1-2-81.0
3A1866	Shuler	52304	B-1499	M1-3-29.0
3A1869	Shuler	52304	B-1766	M1-3-29.0
3A1878	Shuler	52304	B-1890	M1-2-81.0
3A1879	Shuler	52304	F-248-1	M1-2-81.0
3A1880	Shuler	52304	F-328-1	M1-2-81.0
3A1881	Shuler	52304	F-372	M1-2-81.0
3A1883	Shuler	52304	F-361	M1-2-81.0
3A1888	Shuler	52304	F-911-1	M1-2-81.0
3A1891	Shuler	52304	F-1556	M1-2-81.0
3A1894	Shuler	52304	F-118-5	M1-2-81.0
3A1895	Shuler	52304	F-118-6	M1-2-81.0
3A1904	Shuler	52304	F-1609-3	M1-2-81.0
3A1908	Shuler	52304	F-1353-1	M1-2-81.0
3A1910	Shuler	52304	F-1401	M1-2-81.0
3A1912	Shuler	52304	F-1431-1	M1-2-81.0
3A1916	Shuler	52304	T-163	M1-2-81.0
3A1917	Shuler	52304	X-1-114	M1-2-81.0
3A1918	Shuler	52304	X-1-204	M1-3-29.0
3A1919	Shuler	52304	X-1-205	M1-3-29.0
3A1920	Shuler	52304	X-1-206	M1-3-29.0
3A1921	Shuler	52304	X-1-210	M1-3-29.0
3A1922	Shuler	52304	X-2-204	M1-2-81.0
3A1923	Shuler	52304	X-4-205	M1-2-81.0
3A1924	Shuler	52304	X-4-206	M1-3-29.0
3A1925	Shuler	52304	X-4-208	M1-3-29.0
3A1926	Shuler	52304	X-4-211	M1-3-29.0
3A1927	Shuler	52304	X-4-306	M1-3-29.0
3A1928	Shuler	52304	X-8-205	M1-2-81.0
3A1929	Shuler	52304	X-8-281	M1-3-29.0
3A1930	Shuler	52304	X-8-286	M1-2-81.0
3A1931	Shuler	52304	X-8-331	M1-2-81.0
3A1932	Shuler	52304	X-10-255	. M1-3-29.0

Parts List

R1184

Vendor Annex List

FMC Part #	Actual Manu. Name	Actual Manu. FSCM#	Actual Manu. Part #	Parts Page
3A1933	Shuler	52304	X-15-303	M1-3-29 0
3A1935	Ross Gear	77640	477180	M1-5-5.0
3A1937	Ross Gear	77640	21193	M1-5-5 0
3A1938	Ross Gear	77640	G106261	M1-5-5.0
3A1939	Ross Gear	77640	25082	M1-5-5 0
3A1940	Ross Gear	77640	402265	M1-5-5.0
3A1941	Ross Gear	77640	G441197	M1-5-5 0
3A1951	Ross Gear	77640	480887	M1-5-5.0
3A1952	Ross Gear	77640	G274883	M1-5-5.0
3A1953	Ross Gear	77640	G159229	M1-5-5 0
3A1954	Ross Gear	77640	32308	M1-5-5.0
3A1955	Ross Gear	77640	26115	M1-5-5 0
3A1956	Ross Gear	77640	65985	M1-5-5 0
3A1957	Ross Gear	77640	29085	M1-5-5.0
3A1958	Ross Gear	77640	401254	M1-5-5.0
3A1959	Ross Gear	77640	28104	M1-5-5 0
3A1960	Ross Gear	77640	477113	M1-5-5 0
3A1961	Ross Gear	77640	#53 Automotive	M1-5-5 0
3A1962	Ross Gear	77640	32307	M1-5-5 0
3A1963	Ross Gear	77640	51043	M1-5-5 0
3A1964	Ross Gear	77640	91356-2250	M1-5-5 0
3A1965	Ross Gear	77640	456064-A47-1956	M1-5-5 0
3A1966	Ross Gear	77640	97505-A1S-1800	M1-5-5.0
3A1993	Chicago Mfg	71741	1006-0041	M1-16-0 0
3A1994	Chicago Mfg	71741	1006-0038	M1-16-0 0
3A1995	Chicago Mfg	71741	6007-0012-12	M1-16-0 0
3A1997	Chicago Mfg	71741	1016-0019	M1-16-0.0
3A2001	Chicago Mfg	71741	2025-0018	M1-16-0.0
3A2028	Chicago Mfg.	71741	1211-0012D	M1-71-25 0
3A2035	Chicago Mfg	71741	1209-0014D	M1-71-25 0
3A2036	Chicago Mfg	71741	1209-0034	M1-71-25 0
3A2066	Ross Gear	77640	402211	M1-5-6.0
3A2127	Racine	77521	407340	M1-43-22.0
3A2132	Racine	77521	407339	M1-43-22 0
3A2186	Vickers	32705	96168	M1-40-5.0
3A2765	Fuller	73460	4881	M1-61-7 0
3A2766	Fuller	73460	4886	M1-61-7 0
3A2871	Fuller	73460	X-8-612	M1-18-36.0
3A2877	Fuller	73460	15899	M1-18-36.0
3A2878	Fuller	73460	15900	M1-18-36.0
3A2879	Fuller	73460	15917	M1-18-36.0
3A2890	Clark Equip	03504	109597	M1-25-8.0
3A2892	Clark Equip	03504	126247	M1-25-8 0
3A2893	Clark Equip	03504	126248	M1-25-8.0
3A2894	Clark Equip.	03504	112213	M1-25-8 0
3A2895	Clark Equip	03504	119650	M1-24-79 0
3A2896	Clark Equip.	03504	112216	M1-25-8.0
3A2898	Clark Equip	03504	112364	M1-25-8.0
3A2899	Clark Equip.	03504	113481	M1-25-8.0
3A2905	Ross Gear	77460	401242	M1-5-6 0
3A2906	Ross Gear	77460	402223	M1-5-6.0

## Parts List

R1184

## Vendor Annex List

<b>FMC</b>	<b>Actual</b>	<b>Actual Manu.</b>	<b>Actual Manu.</b>	
<b>Part #</b>	<b>Manu. Name</b>	<b>FSCM#</b>	<b>Part #</b>	<b>Parts Page</b>
3A2907	Ross Gear	77460	HPS703243	M1-5-6.0
3A2908	Ross Gear	77460	900	M1-5-6.0
3A2911	Ross Gear	77460	HP708110	M1-5-6.0
3A2912	Ross Gear	77460	508594	M1-5-6.0
3A2913	Ross Gear	77460	415180	M1-5-6.0
3A2914	Ross Gear	77460	415181	M1-5-6.0
3A2915	Ross Gear	77460	32200-24	M1-5-6.0
3A2918	Ross Gear	77460	36071	M1-5-6.0
3A2919	Ross Gear	77460	401253	M1-5-6.0
3A2920	Ross Gear	77460	28203	M1-5-6.0
3A2921	Ross Gear	77460	25088	M1-5-6.0
3A2922	Ross Gear	77460	21195-A1	M1-5-6.0
3A2923	Ross Gear	77460	32261	M1-5-6.0
3A2924	Ross Gear	77460	34055	M1-5-6.0
3A2925	Ross Gear	77460	415138	M1-5-6.0
3A2926	Ross Gear	77460	415354	M1-5-6.0
3A2927	Ross Gear	77460	415149	M1-5-6.0
3A2928	Ross Gear	77460	402204-A3	M1-5-6.0
3A2946	Tulsa Winch	61038	20486	M1-41-3.0
3A2947	Tulsa Winch	61038	20524	M1-41-3.0
3A2948	Tulsa Winch	61038	21017	M1-41-3.0
3A2950	Tulsa Winch	61038	21135	M1-41-3.0
3A2951	Tulsa Winch	61038	21153	M1-41-3.0
3A2953	Tulsa Winch	61038	21494	M1-41-3.0
3A2954	Tulsa Winch	61038	21512	M1-41-3.0
3A2955	Tulsa Winch	61038	21670	M1-41-3.0
3A2956	Tulsa Winch	61038	21669	M1-41-3.0
3A2958	Tulsa Winch	61038	21760	M1-41-3.0
3A2959	Tulsa Winch	61038	22019	M1-41-3.0
3A2962	Tulsa Winch	61038	23713	M1-41-3.0
3A2964	Tulsa Winch	61038	23937	M1-41-3.0
3A2979	Tulsa Winch	61038	24758	M1-41-3.0
3A2980	Tulsa Winch	61038	24759	M1-41-3.0
3A2981	Tulsa Winch	61038	24760	M1-41-3.0
3A2982	Tulsa Winch	61038	24761	M1-41-3.0
3A2983	Tulsa Winch	61038	24762	M1-41-3.0
3A2988	Tulsa Winch	61038	24874	M1-41-3.0
3A2989	Tulsa Winch	61038	24980	M1-41-3.0
3A2997	Vickers	32705	5881	M1-40-5.0
3A2999	Vickers	32705	229235	M1-40-5.0
3A3001	Vickers	32705	359287	M1-40-5.0
3A3002	Vickers	32705	280267	M1-40-5.0
3A3003	Vickers	32705	280372	M1-40-5.0
3A3007	Vickers	32705	294266	M1-40-5.0
3A3010	Vickers	32705	923487	M1-40-5.0
3A3012	Ross Gear	77640	32266	M1-5-8.0
3A3013	Ross Gear	77640	401199	M1-5-8.0
3A3014	Ross Gear	77640	403772-A1	M1-5-8.0
3A3015	Ross Gear	77640	403630	M1-5-8.0
3A3016	Ross Gear	77640	403631	M1-5-8.0
3A3017	Ross Gear	77640	403643	M1-5-8.0

## Parts List

R1184

## Vendor Annex List

<b>FMC</b>	<b>Actual</b>	<b>Actual Manu.</b>	<b>Actual Manu.</b>	
<b>Part #</b>	<b>Manu. Name</b>	<b>FSCM#</b>	<b>Part #</b>	<b>Parts Page</b>
3A3018	Ross Gear	77640	403644-1293	M1-5-8.0
3A3019	Ross Gear	77640	403669	M1-5-8.0
3A3020	Ross Gear	77640	403682	M1-5-8.0
3A3021	Ross Gear	77640	403703-1293	M1-5-8.0
3A3055	Lipe-Rollway	36481	C25-46	M1-17-20.0
3A3071	Lipe-Rollway	36481	140-6-788	M1-17-20.0
3A3072	Lipe-Rollway	36481	140-6-789	M1-17-20.0
3A3104	Hendrickson	28158	AE-11778	M1-29-19.0
3A3105	Hendrickson	28158	CA-7387	M1-29-19.0
3A3109	Hendrickson	28158	AE-21867-23	M1-4-20.0
3A3111	Hendrickson	28158	AE-22962-1	M1-4-20.0
3A3982	Fuller	73460	15313	M1-19-36.0
3A3983	Fuller	73460	16375	M1-19-36.0
3A3984	Fuller	73460	16385	M1-19-36.0
3A3985	Fuller	73460	16386	M1-19-36.0
3A3986	Fuller	73460	16387	M1-19-36.0
3A3987	Fuller	73460	16388	M1-19-36.0
3A3988	Fuller	73460	A3925	M1-19-36.0
3A3989	Fuller	73460	A-3940	M1-19-36.0
3A3990	Fuller	73460	A-3941	M1-19-36.0
3A4236	Vickers	32705	331807	M1-40-5.0
3A4309	Mech Universal	76260	42-18092-1	M1-22-45.0
3A4482	Racine	77521	995752-E7	M1-43-22.0
3A4485	Clark Equip.	03504	106357	M1-24-41.1
3A4486	Clark Equip	03504	106358	M1-24-41.1
3A4487	Clark Equip	03504	106356	M1-24-41.1
3A4488	Clark Equip	03504	106359	M1-24-41.1
3A4489	Clark Equip.	03504	106355	M1-24-41.1
3A4491	Clark Equip.	03504	10F-2	M1-24-79.0
3A4495	Clark Equip.	03504	110552	M1-24-79.0
3A4496	Clark Equip	03504	110553	M1-24-79.0
3A4497	Clark Equip	03504	110622	M1-24-79.0
3A4500	Clark Equip.	03504	121494	M1-24-79.0
3A4501	Clark Equip.	03504	112028	M1-24-79.0
3A4503	Clark Equip	03504	658994	M1-24-79.0
3A4504	Clark Equip	03504	791554	M1-24-79.0
3A4506	Clark Equip	03504	658979	M1-24-79.0
3A4507	Clark Equip	03504	1300428	M1-24-79.0
3A4508	Clark Equip	03504	110559	M1-24-79.0
3A4509	Clark Equip	03504	118786	M1-24-79.0
3A4510	Clark Equip.	03504	122024	M1-24-79.0
3A4511	Clark Equip.	03504	224023	M1-24-79.0
3A4512	Clark Equip.	03504	106457	M1-24-79.0
3A4515	Clark Equip.	03504	660516	M1-24-79.0
3A4516	Clark Equip.	03504	107739	M1-24-79.0
3A4518	Clark Equip.	03504	1F-416	M1-24-79.0
3A4545	Fuller	73460	16405	M1-18-36.0
3A4550	Fuller	73460	16566	M1-18-36.0
3A4551	Fuller	73460	S-1340	M1-18-36.0
3A4553	Fuller	73460	62504	M1-18-36.0
3A4555	Fuller	73460	16516	M1-18-36.0



## Parts List

R1184

## Vendor Annex List

<b>FMC</b>	<b>Actual</b>	<b>Actual Manu.</b>	<b>Actual Manu.</b>	
<b>Part #</b>	<b>Manu. Name</b>	<b>FSCM#</b>	<b>Part #</b>	<b>Parts Page</b>
3A4566	Fuller	73460	18250	M1-18-36.0
3A4567	Fuller	73460	16310	M1-18-36.0
3A4568	Fuller	73460	16517	M1-18-36.0
3A4569	Fuller	73460	16519	M1-18-36.0
3A4570	Fuller	73460	16217	M1-18-36.0
3A4571	Fuller	73460	16723	M1-18-36.0
3A4573	Fuller	73460	55518	M1-18-33.0
3A4574	Fuller	73460	55523	M1-18-36.0
3A4577	Energy Mfg	17913	81480	M1-45-48.0
3A4578	Energy Mfg.	17913	80335	M1-45-48.0
3A4581	Energy Mfg.	17913	XA-1823	M1-45-48.0
3A4582	Energy Mfg	17913	XA-1824	M1-45-48.0
3A4583	Energy Mfg.	17913	XC-111	M1-45-48.0
3A4584	Energy Mfg.	17913	A-2481	M1-45-48.0
3A4585	Tulsa Winch	61038	24379	M1-41-3.0
3A4586	Tulsa Winch	61038	30687	M1-41-3.0
3A4587	Tulsa Winch	61038	30685	M1-41-3.0
3A4589	Tulsa Winch	61038	30243	M1-41-3.0
3A4590	Tulsa Winch	61038	23466	M1-41-3.0
3A4591	Tulsa Winch	61038	21775	M1-41-3.0
3A4592	Tulsa Winch	61038	21183	M1-41-3.0
3A4596	Shuler	52304	B-1833-1	M1-3-29.0
3A4597	Shuler	52304	B-1833-2	M1-3-29.0
3A4600	Shuler	52304	B-1824-1	M1-3-29.0
3A4603	Shuler	52304	F-1548-40A	M1-2-81.0
3A4850	Vickers	32705	308075	M1-10-18.0
3A4851	Vickers	32705	375095	M1-10-18.0
3A4853	Vickers	32705	375094	M1-10-18.0
3A4854	Vickers	32705	379062	M1-10-18.0
3A4956	Racine	77521	493482	M1-43-22.0
3A4968	Clark Equip.	03504	106232	M1-24-79.0
3A4971	Clark Equip	03504	121074	M1-22-45.0
3A5061	Racine	77521	493419	M1-43-22.0
3A5240	Fuller	73460	55508	M1-18-36.0
3A5241	Fuller	73460	16596	M1-18-36.0
3A5242	Fuller	73460	16929	M1-18-36.0
3A5245	Fuller	73460	17109	M1-18-36.0
3A5253	Fuller	73460	A-4103	M1-18-36.0
3A5257	Fuller	73460	16775	M1-18-36.0
3A5258	Fuller	73460	16776	M1-18-36.0
3A5259	Fuller	73460	17072	M1-18-36.0
3A5260	Fuller	73460	17073	M1-18-36.0
3A5322	Clark Equip.	03504	124305	M1-24-41.1
3A5324	Clark Equip.	03504	117225	M1-24-79.0
3A5326	Clark Equip	03504	124988	M1-24-79.0
3A5327	Clark Equip.	03504	113292	M1-24-79.0
3A5328	Clark Equip.	03504	124431	M1-24-79.0
3A5329	Clark Equip.	03504	118462	M1-24-79.0
3A5330	Clark Equip.	03504	124284	M1-24-79.0
3A5331	Clark Equip.	03504	815993	M1-24-79.0
3A5332	Clark Equip.	03504	124288	M1-24-79.0

## Parts List

R1184

## Vendor Annex List

<b>FMC</b>	<b>Actual</b>	<b>Actual Manu.</b>	<b>Actual Manu.</b>	
<b>Part #</b>	<b>Manu. Name</b>	<b>FSCM#</b>	<b>Part #</b>	<b>Parts Page</b>
3A5333	Clark Equip	03504	124286	M1-24-79 0
3A5334	Clark Equip	03504	109145	M1-24-79 0
3A5335	Clark Equip	03504	124287	M1-24-79 0
3A5338	Clark Equip	03504	231843	M1-24-79 0
3A5339	Clark Equip	03504	112695	M1-24-79.0
3A5342	Clark Equip.	03504	124343	M1-24-79 0
3A5343	Clark Equip	03504	124084	M1-24-82 0
3A5344	Clark Equip	03504	123831	M1-24-83.0
3A5345	Clark Equip.	03504	26E-14	M1-24-83 0
3A5352	Clark Equip	03504	123748	M1-24-83 0
3A5355	Clark Equip.	03504	124306	M1-24-41 1
3A5356	Clark Equip	03504	123823	M1-25-8 0
3A5357	Clark Equip	03504	123821	M1-25-8 0
3A5391	Clark Equip.	03504	16F-12	M1-24-79 0
3A5399	Clark Equip	03504	124063	M1-24-80 0
3A5458	Clark Equip	03504	125088	M1-24-83 0
3A5459	Clark Equip	03504	125578	M1-24-83 0
3A5460	Clark Equip	03504	125579	M1-24-83 0
3A5465	Clark Equip	03504	124363	M1-24-83 0
3A5466	Clark Equip	03504	124364	M1-24-83 0
3A5481	Tulsa Winch	61038	27735	M1-41-3 0
3A5483	Tulsa Winch	61038	31349	M1-41-3 0
3A5484	Shuler	52304	B-1824-2	M1-3-29 0
3A5496	Fuller	73460	S-1325	M1-18-36 0
3A5506	Fuller	73460	12815	M1-18-36 0
3A5509	Fuller	73460	16132	M1-18-36 0
3A5510	Fuller	73460	16131	M1-18-36 0
3A5511	Fuller	73460	16133	M1-18-36 0
3A5512	Fuller	73460	16135	M1-18-36 0
3A5513	Fuller	73460	16136	M1-18-36 0
3A5514	Fuller	73460	16134	M1-18-36 0
3A5525	Fuller	73460	16118	M1-18-36 0
3A5526	Fuller	73460	14711	M1-18-36 0
3A5532	Fuller	73460	14749	M1-18-36 0
3A5535	Fuller	73460	14750	M1-18-36 0
3A5538	Fuller	73460	16949	M1-18-36 0
3A5539	Fuller	73460	S-1341	M1-18-36 0
3A5542	Fuller	73460	16463	M1-18-36 0
3A5546	Fuller	73460	81548	M1-18-36.0
3A5547	Fuller	73460	16138	M1-18-36 0
3A5548	Fuller	73460	16953	M1-18-36 0
3A5549	Fuller	73460	16763	M1-18-36 0
3A5550	Fuller	73460	16628	M1-18-36 0
3A5554	Fuller	73460	17070	M1-18-36.0
3A5562	Fuller	73460	K-1546	M1-18-36.0
3A5567	Fuller	73460	15260	M1-61-7 0
3A5570	Fuller	73460	15954	M1-61-7 0
3A5572	Fuller	73460	16295	M1-61-7 0
3A5573	Fuller	73460	17106	M1-18-36.0
3A5574	Fuller	73460	16337	M1-61-7.0

## Parts List

R1184

## Vendor Annex List

FMC Part #	Actual Manu. Name	Actual Manu. FSCM#	Actual Manu. Part #	Parts Page
3A5575	Fuller	73460	15932	M1-18-36.0
3A5579	Fuller	73460	15938	M1-18-36 0
3A5584	Fuller	73460	K-1004	M1-61-7.0
3A5586	Fuller	73460	12022	M1-61-7 0
3A5587	Fuller	73460	17423	M1-61-7 0
3A5588	Fuller	73460	17422	M1-61-7 0
3A5589	Fuller	73460	S-1347	M1-61-7.0
3A5590	Fuller	73460	16784	M1-61-7 0
3A5591	Fuller	73460	16770	M1-61-7.0
3A5592	Fuller	73460	17420	M1-61-7.0
3A5593	Fuller	73460	17421	M1-61-7 0
3A5594	Fuller	73460	17411	M1-61-7 0
3A5595	Fuller	73460	17419	M1-61-7 0
3A5596	Fuller	73460	17412	M1-61-7 0
3A5598	Fuller	73460	15241	M1-61-7 0
3A5599	Fuller	73460	81042	M1-61-7 0
3A5600	Fuller	73460	S-1005	M1-61-7 0
3A5601	Fuller	73460	17395	M1-61-7 0
3A5602	Fuller	73460	17396	M1-61-7 0
3A5603	Fuller	73460	X-7-650	M1-61-7 0
3A5604	Fuller	73460	81559	M1-61-7.0
3A5605	Fuller	73460	17397	M1-61-7 0
3A5606	Fuller	73460	17398	M1-61-7 0
3A5607	Fuller	73460	17399	M1-61-7 0
3A5608	Fuller	73460	17505	M1-61-7 0
3A5609	Fuller	73460	17402	M1-61-7 0
3A5610	Fuller	73460	17404	M1-61-7 0
3A5611	Fuller	73460	17403	M1-61-7 0
3A5612	Fuller	73460	17405	M1-61-7 0
3A5613	Fuller	73460	17406	M1-61-7 0
3A5614	Fuller	73460	17410	M1-61-7 0
3A5615	Fuller	73460	17407	M1-61-7 0
3A5617	Fuller	73460	A-4286	M1-61-7 0
3A5618	Fuller	73460	11364	M1-61-7 0
3A5631	Racine	77521	999401	M1-43-22 0
3A5632	Racine	77521	999434	M1-43-22 0
3A5634	Racine	77521	400702	M1-43-22.0
3A5635	Racine	77521	493573	M1-43-22.0
3A5693	Racine	77521	707421	M1-43-22.0
3A5694	Racine	77521	994268	M1-43-22.0
3A5711	Ross Gear	77640	28310	M1-7-14.0
3A5712	Ross Gear	77640	32282	M1-7-14 0
3A5713	Ross Gear	77640	32352	M1-7-14 0
3A5714	Ross Gear	77640	401291	M1-7-14 0
3A5715	Ross Gear	77640	C444009-A1	M1-7-14.0
3A5717	Ross Gear	77640	C445516-S1	M1-7-14 0
3A5718	Ross Gear	77640	C446003	M1-7-14 0
3A5725	Chicago Mfg.	71741	1206-038	M1-71-25.0
3A5733	Clark Equip	03504	25E-21	M1-24-79 0
3A5738	Chicago Mfg.	71741	125373	M1-71-25.0
3A5739	Clark Equip	03504	125599	M1-24-79 0

## Parts List

R1184

## Vendor Annex List

<b>FMC</b>	<b>Actual</b>	<b>Actual Manu.</b>	<b>Actual Manu.</b>	
<b>Part #</b>	<b>Manu. Name</b>	<b>FSCM#</b>	<b>Part #</b>	<b>Parts Page</b>
3A5740	Clark Equip	03504	125776	M1-24-79 0
3A5757	Gunite	73972	WP37	M1-2-81 0
3A5761	Gunite	73972	WP545	M1-2-81 0
3A5782	Vickers	32705	280689	M1-40 5 0
3A5827	Fuller	73460	17560	M1-19-36.0
3A5886	Clark Equip.	03504	126625	M1-24-83.0
3A5887	Clark Equip.	03504	127808	M1-24-83 0
3A5888	Clark Equip.	03504	127814	M1-24-83.0
3A5889	Clark Equip.	03504	127815	M1-24-83 0
3A5890	Clark Equip	03504	127816	M1-24-83.0
3A5891	Clark Equip.	03504	127817	M1-24-83.0
3A6054	Fuller	73460	1983	M1-18-36 0
3A6118	Fuller	73460	A-4388	M1-18-36.0
3A6131	Fuller	73460	14332	M1-18-36 0
3A6159	Fuller	73460	14504	M1-18-36 0
3A6386	Shuler	52304	B-1784-4A	M1-3-29 0
3A6863	Fuller	73460	17179	M1-18-36 0
3A6899	Shuler	52304	B-1794-1M	M1-3-29.0
3A6902	Shuler	52304	F-1503-3	M1-2-81 0
3A6925	Shuler	52304	B-707-21	M1-3-29 0
3A6926	Shuler	52304	B-707-22	M1-3-29 0
3A6929	Gunite	73972	2762	M1-2-81 0
3A6932	Gunite	73972	WP457	M1-2-81 0
3A7206	Hendrickson	28158	BE-45163	M1-4-20 0
3A7207	Hendnckson	28158	AE-21867-9	M1-29-19 0
3A7208	Hendnckson	28158	BE-45289-E	M1-29-19 0
3A7317	Mech Universal	76260	6-9034	M1-22-45 0
3A7318	Chicago Mfg	71741	1208-122	M1-71-25 0
3A7465	Fuller	73460	14375	M1-18-36.0
3A7468	Fuller	73460	18271	M1-18-36 0
3A7469	Fuller	73460	18268	M1-18-36 0
3A7470	Fuller	73460	18270	M1-18-36 0
3A7471	Fuller	73460	18273	M1-18-36 0
3A7472	Fuller	73460	18272	M1-18-36.0
3A7485	Fuller	73460	17178	M1-18-36 0
3A7486	Lipe-Rollway	36481	140-302-1064	M1-17-20 0
3A7487	Shuler	52304	FC-588-KX	M1-2-81 0
3A7499	Chicago Mfg.	71741	1208-0129	M1-71-25 0
3A7500	Chicago Mfg.	71741	1208-0126	M1-71-25.0
3A7502	Chicago Mfg.	71741	1018-0069	M1-71-25 0
3A7503	Chicago Mfg.	71741	1018-0053	M1-71-25.0
3A7504	Chicago Mfg.	71741	1208-0133	M1-71-25 0
3A7505	Chicago Mfg.	71741	1012-0034	M1-71-25.0
3A7506	Chicago Mfg.	71741	5511-0140 #14	M1-71-25 0
3A7507	Chicago Mfg.	71741	1205-0215	M1-71-25.0
3A7508	Chicago Mfg.	71741	1209-0059	M1-71-25.0
3A7509	Chicago Mfg	71741	5223-0176	M1-71-25 0
3A7512	Chicago Mfg	71741	1012-0020	M1-71-25 0
3A7513	Chicago Mfg	71741	1011-0011	M1-71-25 0
3A7514	Chicago Mfg	71741	5208-0139	M1-71-25 0
3A7515	Chicago Mfg	71741	5511-0140 #13	M1-71-25 0

## Parts List

R1184

## Vendor Annex List

<b>FMC</b>	<b>Actual</b>	<b>Actual Manu.</b>	<b>Actual Manu.</b>	
<b>Part #</b>	<b>Manu. Name</b>	<b>FSCM#</b>	<b>Part #</b>	<b>Parts Page</b>
3A7516	Chicago Mfg.	71741	1012-0014	M1-71-25 0
3A7518	Chicago Mfg.	71741	1011-0088	M1-71-25.0
3A7519	Chicago Mfg.	71741	1019-0025	M1-71-25.0
3A7521	Chicago Mfg.	71741	1208-0136	M1-71-25.0
3A7522	Chicago Mfg.	71741	1208-0135	M1-71-25 0
3A7523	Chicago Mfg.	71741	1012-0063	M1-71-25.0
3A7524	Chicago Mfg.	71741	1205-0062A	M1-71-25.0
3A7525	Chicago Mfg.	71741	1037-0047	M1-71-25.0
3A7526	Chicago Mfg.	71741	5215-0057	M1-71-25.0
3A7527	Chicago Mfg.	71741	5524-0430	M1-71-25.0
3A7529	Chicago Mfg.	71741	1220-0175	M1-71-25 0
3A7530	Chicago Mfg.	71741	1204P-0034	M1-71-25 0
3A7531	Chicago Mfg.	71741	1205-0037	M1-71-25.0
3A7533	Chicago Mfg.	71741	1204P-0032	M1-71-25 0
3A7534	Chicago Mfg.	71741	1205-0143	M1-71-25 0
3A7535	Chicago Mfg.	71741	5524-0431	M1-71-25.0
3A7537	Chicago Mfg.	71741	1219-0016A	M1-71-25 0
3A7538	Chicago Mfg.	71741	1206-0028	M1-71-25 0
3A7540	Chicago Mfg.	71741	1212-0026	M1-71-25.0
3A7541	Chicago Mfg.	71741	1212-0027	M1-71-25.0
3A7542	Chicago Mfg.	71741	1212-0028	M1-71-15.0
3A7543	Chicago Mfg.	71741	1212-0029	M1-71-25.0
3A7545	Chicago Mfg.	71741	1038-0036	M1-71-25.0
3A7546	Chicago Mfg.	71741	5536-0255	M1-71-25 0
3A7547	Chicago Mfg.	71741	1208-0038	M1-71-25 0
3A7548	Chicago Mfg.	71741	1208-0039	M1-71-25 0
3A7549	Chicago Mfg.	71741	1209-0024M	M1-71-25 0
3A7551	Chicago Mfg.	71741	5205-0212	M1-71-25.0
3A7552	Chicago Mfg.	71741	5202-0715	M1-71-25 0
3A7556	Clark Equip.	03504	128315	M1-24-79 0
3A7560	Clark Equip	03504	126612	M1-24-79.0
3A7620	Clark Equip	03504	2C-1628H	M1-24-83.0
3A7622	Clark Equip.	03504	86D-09	M1-24-83.0
3A7624	Clark Equip	03504	86D-10	M1-24-83.0
3A7625	Clark Equip	03504	126468	M1-24-83 0
3A7626	Clark Equip	03504	61 D09H	M1-24-83 0
3A7627	Clark Equip	03504	127601	M1-24-83 0
3A7628	Clark Equip	03504	112920	M1-25-8 0
3A7640	Chicago Mfg	71741	1203-2024	M1-71-25 0
3A7648	Mech Universal	76260	42-24180-1	M1-22-45.0
3A7692	Shuler	52304	1002980	M1-2-81.0
3A7693	Shuler	52304	F-1190-1	M1-2-81.0
3A8021	Fuller	73460	18385	M1-19-36 0
3A8022	Fuller	73460	18299	M1-19-36 0
3A8053	Fuller	73460	16493	M1-19-36 0
3A8054	Fuller	73460	16368	M1-19-36 0
3A8057	Seats Inc	09704	123703	M1-72-12.0
3A8058	Seats Inc	09704	123704	M1-72-12 0
3A8059	Seats Inc	09704	100441	M1-72-12.0
3A8060	Seats Inc.	09704	100011	M1-72-12 0
3A8062	Seats Inc.	09704	100440	M1-72-12.0

## Parts List

R1184

## Vendor Annex List

<b>FMC</b>	<b>Actual</b>	<b>Actual Manu.</b>	<b>Actual Manu.</b>	
<b>Part #</b>	<b>Manu. Name</b>	<b>FSCM#</b>	<b>Part #</b>	<b>Parts Page</b>
3A8063	Seats Inc	09704	100445	M1-72-12.0
3A8064	Seats Inc	09704	707339	M1-72-12.0
3A8065	Seats Inc.	09704	300444	M1-72-12.0
3A8302	Hendrickson	28158	30625-7	M1-29-19.0
3A8311	Ross Gear	77640	C443809A1-1843	M1-7-14.0
3A8312	Ross Gear	77640	C444009-A2-1856	M1-7-14.0
3A8314	Ross Gear	77640	C444102-1856	M1-7-14.0
3A8401	Shuler	52304	B-1839	M1-3-29 0
3A8402	Shuler	52304	B-1790-25A	M1-3-29 0
3A8403	Shuler	52304	B-1790-26A	M1-3-29 0
3A8408	Donaldson	18265	P12-9396	M1-63-65.0
3A8634	Fuller	73460	18269	M1-18-36 0
3A8635	Fuller	73460	18128	M1-61-7 0
3A8637	Fuller	73460	18153	M1-18-36 0
3A8671	Fuller	73460	18408	M1-61-7 0
3A8703	Fuller	73460	19198	M1-18-36 0
3A8706	Fuller	73460	X-7-1005	M1-18-36 0
3A8707	Fuller	73460	19258	M1-18-36 0
3A8714	Clark Equip	03504	2106732	M1-24-79 0
3A8715	Clark Equip	03504	2106730	M1-24-79 0
3A8933	Clark Equip.	03504	64D-07H	M1-24-79 0,
3A8950	Clark Equip.	03504	19464	M1-18-36.0
3A8976	Clark Equip	03504	18408	M1-61-7 0
3A9214	Lipe-Rollway	36481	K-259	M1-17-20.0
3A9355	Clark Equip	03504	1 C-720H	M1-24-79 0
3A9426	Hendrickson	28158	BE-45289-2	M1-4-20 0
3A9565	Clark Equip	03504	816044	M1-24-83 0
3A9571	Fuller	73460	S-1364	M1-18-36 0
3A9576	Fuller	73460	19464	M1-18-33 0
3A9577	Fuller	73460	19451	M1-18-33 0
3A9579	Fuller	73460	4759	M1-19-36 0
3A9581	Chicago Mfg.	71741	1203-2023	M1-71-25 0
3A9582	Chicago Mfg.	71741	1203-2026	M1-71-25.0
3A9583	Chicago Mfg.	71741	1203-2025	M1-71-25.0
3A9584	Chicago Mfg.	71741	1203-2022A	M1-71-25 0
3A9585	Chicago Mfg	71741	5207-0165	M1-71-25.0
3A10021	Energy Mfg.	17913	81546	M1-45-48 0
3A10023	Energy Mfg.	17913	81470	M1-45-48.0
3A10029	Energy Mfg.	17913	80325	M1-45-48.0
3A10035	Energy Mfg	17913	80305	M1-45-48.0
3A10048	Energy Mfg.	17913	A-174	M1-45-48.0
3A10049	Vickers	32705	923840	M1-10-18.0
3A10050	Tulsa Winch	61038	31664	M1-41-3.0
3A10051	Bendix-Westinghouse	06853	202986	M1-27-127 0
3A10052	Bendix-Westinghouse	06853	204781	M1-27-127.0
3A10053	Bendix-Westinghouse	06853	227745	M1-27-127 0
3A10054	Bendix-Westinghouse	06853	227746	M1-27-127 0
3A10056	Bendix-Westinghouse	06853	241993	M1-27-127 0
3A10057	Bendix-Westinghouse	06853	241996	M1-27-127 0
3A10058	Bendix-Westinghouse	06853	241997	M1-27-127 0

## Parts List

R1184

## Vendor Annex List

<b>FMC</b>	<b>Actual</b>	<b>Actual Manu.</b>	<b>Actual Manu.</b>	
<b>Part #</b>	<b>Manu. Name</b>	<b>FSCM#</b>	<b>Part #</b>	<b>Parts Page</b>
3A1 0059	Bendix-Westinghouse	06853	241999	M1-27-127.0
3A10060	Bendix-Westinghouse	06853	242000	M1-27-127.0
3A10061	Bendix-Westinghouse	06853	242001	M1-27-127.0
3A10062	Bendix-Westinghouse	06853	242002	M1-27-127.0
3A10063	Bendix-Westinghouse	06853	242003	M1-27-127.0
3A10064	Bendix-Westinghouse	06853	242004	M1-27-127.0
3A10065	Bendix-Westinghouse	06853	242013	M1-27-127.0
3A10066	Bendix-Westinghouse	06853	242018	M1-27-127.0
3A10067	Bendix-Westinghouse	06853	242413	M1-27-127.0
3A10068	Bendix-Westinghouse	06853	243023	M1-27-127.0
3A10069	Bendix-Westinghouse	06853	243570	M1-27-127.0
3A10070	Bendix-Westinghouse	06853	243682	M1-27-127.0
3A10072	Bendix-Westinghouse	06853	246363	M1-27-127.0
3A10073	Bendix-Westinghouse	06853	246369	M1-27-127.0
3A10074	Bendix-Westinghouse	06853	246370	M1-27-127.0
3A10075	Bendix-Westinghouse	06853	246371	M1-27-127.0
3A10076	Bendix-Westinghouse	06853	246612	M1-27-127.0
3A10077	Bendix-Westinghouse	06853	246614	M1-27-127.0
3A10078	Bendix-Westinghouse	06853	246660	M1-27-127.0
3A10079	Bendix-Westinghouse	06853	246673	M1-27-127.0
3A10080	Bendix-Westinghouse	06853	246675	M1-27-127.0
3A10082	Bendix-Westinghouse	06853	277263	M1-27-127.0
3A10083	Bendix-Westinghouse	06853	282424	M1-27-127.0
3A10084	Bendix-Westinghouse	06853	282432	M1-27-127.0
3A10136	Mech. Universal	76260	42-25019-1	M1-22-45.0
3A10143	Shuler	52304	B-582-91	M1-2-81.0
3A10146	Shuler	52304	F-1433-56	M1-2-81.0
3A10147	Shuler	52304	F-1671-107X-FMC	M1-2-81.0
3A10244	Fuller	73460	19670	M1-18-33.0
3A10245	Fuller	73460	19671	M1-18-33.0
3A10249	Fuller	73460	A-4740	M1-18-33.0
3A10270	Fuller	73460	X-8S-604	M1-18-36.0
3A10357	Racine	77521	493410	M1-43-22.0
3A10358	Racine	77521	707656	M1-43-22.0
3A10359	Racine	77521	708307	M1-43-22.0
3A10517	Chicago Mfg.	71741	5110-0344-12	M1-71-25.0
3A10526	Chicago Mfg.	71741	1024-0071	M1-71-25.0
3A10588	Clark Equip	03504	113246	M1-25-8.0
3A10780	Fuller	73460	16390	M1-18-36.0
3A10866	Fuller	73460	A-4820	M1-18-36.0
3A10867	Fuller	73460	19315	M1-18-36.0
3A10868	Fuller	73460	15939	M1-18-36.0
3A10869	Fuller	73460	A-4738	M1-18-36.0
3A10870	Fuller	73460	19283	M1-18-36.0
3A10871	Fuller	73460	X-8L-614	M1-18-36.0
3A10872	Fuller	73460	X-8-686	M1-18-36.0
3A10873	Fuller	73460	X-8L-616	M1-18-36.0
3A10874	Fuller	73460	19709	M1-18-36.0
3A10875	Fuller	73460	19690	M1-18-36.0
3A10876	Fuller	73460	X-8L-540	M1-18-36.0
3A10877	Fuller	73460	19288	M1-18-36.0

## Parts List

R1184

## Vendor Annex List

<b>FMC</b>	<b>Actual</b>	<b>Actual Manu.</b>	<b>Actual Manu.</b>	
<b>Part #</b>	<b>Manu. Name</b>	<b>FSCM#</b>	<b>Part #</b>	<b>Parts Page</b>
3A10878	Fuller	73460	17453	M1-18-36 0
3A10879	Fuller	73460	K-1787	M1-18-36 0
3A10880	Fuller	73460	16978	M1-18-36 0
3A10881	Fuller	73460	19714	M1-18-36 0
3A10882	Fuller	73460	19642	M1-18-36.0
3A10883	Fuller	73460	19616	M1-18-36.0
3A10084	Fuller	73460	19268	M1-18-36.0
3A10885	Fuller	73460	19626	M1-18-36.0
3A10886	Fuller	73460	19632	M1-18-36 0
3A10887	Fuller	73460	81022	M1-18-36 0
3A10888	Fuller	73460	A-4729	M1-18-36 0
3A10889	Fuller	73460	A-4716	M1-18-36 0
3A10890	Fuller	73460	19629	M1-18-36 0
3A10891	Fuller	73460	19627	M1-18-36 0
3A10892	Fuller	73460	19633	M1-18-36 0
3A10893	Fuller	73460	19643	M1-18-36 0
3A10894	Fuller	73460	19779	M1-18-36 0
3A10895	Fuller	73460	X-12-602	M1-18-36 0
3A10896	Fuller	73460	A-4772	M1-18-36 0
3A10897	Fuller	73460	X-8L-809	M1-18-36 0
3A10898	Fuller	73460	X-8L-509	M1-18-36 0
3A10899	Fuller	73460	X8-724	M1-18-36 0
3A10900	Fuller	73460	19953	M1-18-36 0
3A10901	Fuller	73460	19600	M1-18-36 0
3A10958	Clark Equip	03504	2107619	M1-24-79 0
3A10959	Clark Equip	03504	2107627	M1-24-79 0
3A10960	Clark Equip.	03504	2107625	M1-24-79 0
3A10961	Clark Equip.	03504	17C-1248H	M1-24-79 0
3A10962	Clark Equip.	03504	2107599	M1-24-79 0
3A10963	Clark Equip.	03504	O1G-620H	M1-24-79 0
3A10964	Clark Equip	03504	2107629	M1-24-80.0
3A11010	Fuller	73460	X-8S-412	M1-18-33 0
3A11567	Ross Gear	77640	5042	M1-5-8 0
3A11622	Bendix-Westinghouse	06853	237891	M1-27-127 0
3A11623	Bendix-Westinghouse	06853	237886	M1-27-127 0
3A11624	Bendix-Westinghouse	06853	237887	M1-27-127 0
3A11625	Bendix-Westinghouse	06853	237892	M1-27-127 0
3A11626	Bendix-Westinghouse	06853	233008	M1-27-127 0
3A11627	Bendix-Westinghouse	06853	246367	M1-27-127 0
3A11628	Bendix-Westinghouse	06853	240538	M1-27-127 0
3A11629	Bendix-Westinghouse	06853	285110	M1-27-127 0
3A11630	Bendix-Westinghouse	06853	241992	M1-27-127 0
3A11632	Bendix-Westinghouse	06853	249245	M1-27-127 0
3A11633	Bendix-Westinghouse	06853	214649	M1-27-127 0
3A11955	Shuler	52304	B-582-92	M1-3-29.0
3A12018	Chicago Mfg.	71741	4002-0048	M1-16-0.0
3A12019	Chicago Mfg.	71741	4002-0049	M1-16-0 0
3A12020	Chicago Mfg.	71741	5015-0070	M1-16-0.0
3A12021	Chicago Mfg.	71741	4022-0037	M1-16-0.0
3A12025	Chicago Mfg.	71741	4018-0036	M1-16-0.0
3A12031	Chicago Mfg.	71741	6007-0038	M1-16-0.0



Parts List

R1184

Vendor Annex List

<b>FMC</b>	<b>Actual</b>	<b>Actual Manu.</b>	<b>Actual Manu.</b>	
<b>Part #</b>	<b>Manu. Name</b>	<b>FSCM#</b>	<b>Part #</b>	<b>Parts Page</b>
3A12135	Chicago Mfg.	71741	1204-0061	M1-71-25.0
3A12524	Chicago Mfg.	71741	5022-0038	M1-16-0.0
3A12794	Chicago Mfg.	71741	5215-0060	M1-71-25.0
3A12905	Chicago Mfg.	71741	1203-2027	M1-71-25.0
3A12906	Chicago Mfg.	71741	1024-0034	M1-71-25.0
3A12907	Chicago Mfg.	71741	1204P-33Q	M1-71-25.0
3A12908	Chicago Mfg.	71741	1011-0156	M1-71-25 0
3A13015	Racine	77521	407328	M1-43-22.0
3E124	Racine	77521	403292	M1-43-22.0
3H219	Donaldson	P11-7331	18265	M6-5-60.0

## Parts List

R1184

## Vendor Annex List

<b>FMC Part #</b>	<b>Actual Manu. Name</b>	<b>Actual Manu. FSCM#</b>	<b>Actual Manu. Part #</b>	<b>Parts Page</b>
3J60	Vickers	32705	114139	M7-5-1.0
3J61	Vickers	32705	114173	M7-5-1 0
3J62	Vickers	32705	116644	M7-5-1 0
3J65	Vickers	32705	172302	M7-5-1.0
3J66	Vickers	32705	292085	M7-5-1.0
3J67	Vickers	32705	154090	M1-40-5.0
3J79	Vickers	32705	912031	M7-5-1.0
3J80	Vickers	32705	912064	M7-5-1 0
3J126	Vickers	32705	98653	M1-40-5.0
3J128	Vickers	32705	119986	M7-5-1 0
3J129	Vickers	32705	131485	M7-5-1.0
3J130	Vickers	32705	129343	M7-5-1.0
3J204	la Ind Hyds	16294	21-C5030618	M9-2-30.0
3J401	la Ind. Hyds.	16294	22-C5032418	M9-2-30 0
3J416	la Ind. Hyds.	16294	19-C5009334	M9-2-30 0
3J417	la. Ind. Hyds	16294	20-C5034334	M9-2-30.0
3J573	Racine	77521	490309	M1-43-22 0
3J706	Racine	77521	407362	M1-43-22 0
3J715	Gresen	02249	081	M7-3-2.0
3J716	Gresen	02249	602	M7-3-2 0
3J717	Gresen	02249	1136	M7-3-2.0
3J718	Gresen	02249	1291	M7-3-2 0
3J795	Racine	77521	307781	M9-1-11 0
3J796	Racine	77521	307782	M9-1-11.0
3J799	Racine	77521	407191	M9-1-11 0
3J908	Racine	77521	222198	M9-1-11 0
3J909	Racine	77521	307738	M9-1-11 0
3J910	Racine	77521	307771	M9-1-11 0
3J911	Racine	77521	307774	M9-1-11 0
3J914	Racine	77521	307837	M9-1-11 0
3J915	Racine	77521	307844	M9-1-11 0
3J920	Racine	77521	407540	M9-1-11 0
3J921	Racine	77521	490313	M9-1-11 0
3J922	Racine	77521	711040	M9-1-11 0
3J923	Racine	77521	711041	M9-1-11 0
3J1431	la. Ind Hyds	16294	15-A1306236	M9-2-30.0
3J1625	Vickers	32705	2281	M1-40-5 0
3J1626	Vickers	32705	290057	M 1-40-5.0
3J3402	Energy Mfg.	17913	A-1838	M1-45-48 0
3J3511	Vickers	32705	345264	M7-5-1 0
3J3598	Modular Control	54846	SK-10-2	M1-46-30.0
3J4252	Modular Control	54846	RV4-10-F-0-20	M1-46-30 0
3J4253	Modular Control	54846	CV1-10-P-0-15	M1-46-30 0
3J4254	Modular Control	54846	12-113	M1-46-30.0
3J4476	Vickers	32705	2706	M1-40-5 0
3J4477	Vickers	32705	309199	M1-40-5.0
3J4478	Vickers	32705	347397	M1-40-5.0
3J4479	Vickers	32705	373117	M1-40-5 0
3J4480	Vickers	32705	373118	M1-40-5.0
3J4481	Vickers	32705	421286	M1-40-5 0
3J4482	Vickers	32705	421288	M1-40-5.0

Parts List

R1184

Vendor Annex List

FMC Part #	Actual Manu. Name	Actual Manu. FSCM#	Actual Manu. Part #	Parts Page
3J4483	Vickers	32705	433024	M1-40-5 0
3J4484	Vickers	32705	433025	M1-40-5 0
3J4485	Vickers	32705	433026	M1-40-5.0
3J4486	Vickers	32705	433036	M1-40-5.0
3J5026	Energy Mfg.	17913	80715	M1-45-48.0
3J5441	Vickers	32705	154129	M1-40-5.0
3J5442	Vickers	32705	154127	M1-40-5.0
3J5445	Vickers	32705	028422	M1-40-5 0
3J5983	Cross	11341	1V0081	M7-8-198.0
3J5984	Cross	11341	1V1701	M7-8-198.0
3J5985	Cross	11341	1V1703	M7-8-198 0
3J5986	Cross	11341	1V1725	M7-8-198 0
3J5987	Cross	11341	1R0017	M7-8-198 0
3J5988	Cross	11341	4Z4306	M7-8-198 0
3J5989	Cross	11341	1A0290	M7-8-198 0
3J5990	Cross	11341	1A0291	M7-8-198 0
3J5991	Cross	11341	1A0292	M7-8-198.0
3J5992	Cross	11341	1A0294	M7-8-198.0
3J5993	Cross	11341	1A0709	M7-8-198.0
3J5994	Cross	11341	1A0711	M7-8-198 0
3J5995	Cross	11341	1A0744	M7-8-198 0
3J5996	Cross	11341	1A0757	M7-8-198.0
3J5997	Cross	11341	2A0079-404	M7-8-198 0
3J5998	Cross	11341	2A0079-406	M7-8-198 0
3J5999	Cross	11341	2A0283-7214	M7-8-198 0
3J6000	Cross	11341	2A0354-121	M7-8-198 0
3J6001	Cross	11341	1V0209	M7-8-198 0
3J6002	Cross	11341	1V0089	M7-8-198 0
3J6003	Cross	11341	2A0283-9916	M7-8-198 0
3J6004	Cross	11341	2A0007-022	M7-8-198 0
3J6005	Cross	11341	2A0238-9022	M7-8-198 0

Parts List

R1184

Vendor Annex List

FMC Part #	Actual Manu. Name	Actual Manu. FSCM #	Actual Manu. Part #	Parts Page
3M382	Miller Swivel	96509	M231-610015	M18-4-7.0
3M384	Miller Swivel	96509	M231-620040	M18-4-7.0
3M386	Miller Swivel	96509	M231-640036	M18-4-6.0
3M387	Miller Swivel	96509	M231-680006	M18-4-6.0
3M388	Miller Swivel	96509	M231-680011	M18-4-7.0
3M389	Miller Swivel	96509	M291-801010	M18-4-6 0
3M391	Miller Swivel	96509	M311-580096	M18-4-7.0
3M393	Miller Swivel	96509	M331-620020	M18-4-7 0
3M394	Miller Swivel	96509	M331-620030	M18-4-7.0
3M395	Miller Swivel	96509	M331-650044	M13-4-6 0
3M396	Miller Swivel	96509	M331-650098	M18-4-7 0
3M397	Miller Swivel	96509	M331-740001	M18-4-6 0
3M398	Miller Swivel	96509	M331-995763	M18-4-7 0
3M399	Miller Swivel	96509	M391-801015	M18-4-7 0
3M400	Miller Swivel	96509	M431-830003	M18-4-6 0
3M401	Miller Swivel	96509	M431-830010	M18-4-6.0
3M402	Miller Swivel	96509	M331-580055	M18-4-6 0
3M403	Miller Swivel	96509	M331-590033	M18-4-6 0
3M404	Miller Swivel	96509	M231-630018	M18-4-6 0
3M405	Miller Swivel	96509	M231-610009	M18-4-6.0
3M406	Miller Swivel	96509	M231-620003	M18-4-6 0
3M499	S.E.Q.	*	128007	M18-13-81 0
3M501	S.E.Q.	*	128029	M18-13-81.0
3M502	S.E.Q.		128009	M18-13-81.0
3M503	S.E.Q.	*	128027	M18-13-81.0
3M508	S.E.Q.	*	128004	M18-13-81.0
3M578	S.E.Q.	*	128081	M18-13-81 0
3M579	S.E.Q.	*	128080	M18-13-81 0
3M580	S.E.Q.	*	128079	M18-13-81 0
3M581	S.E.Q.	*	128078	M18-13-81 0

## Parts List

R1184

## Vendor Annex List

FMC Part #	Actual Manu. Name	Actual Manu. FSCM #	Actual Manu. Part #	Parts Page
3N31	Seats Inc.	09704	124122	M3-2-15.0
3N32	Seats Inc.	09704	126643	M3-2-15.0
3N33	Seats Inc.	09704	126644	M3-2-15 0
3N34	Seats Inc.	09704	126647	M3-2-15 0
3N35	Seats Inc.	09704	300691	M3-2-15.0
3N36	Seats Inc.	09704	326692	M3-2-15 0
3N37	Seats Inc.	09704	326647	M3-2-15.0
3N38	Seats Inc.	09704	707327	M3-2-15.0
3N39	Seats Inc.	09704	707623	M3-2-15.0
3P208	Seats Inc.	09704	707394	M3-2-15.0
3Q525	Chicago Mfg.	71741	1209-0023N	M1-71-25 0
3R297	Hupp Inc.	46522	60554-G1-1	M6-25-53.0
3R298	Hupp Inc.	46522	60002-G2-1	M6-25-53.0
3R299	Hupp Inc.	46522	61793-G1-1	M6-25-53.0
3R300	Hupp Inc.	46522	61817-G1	M6-25-53 0
3R305	Hupp Inc.	46522	61785-G1-1	M6-25-53 0
3R337	Hupp Inc.	46522	1420-32-13	M6-25-53 0
3R338	Hupp Inc.	46522	42-1420-13	M6-25-53.0
3R339	Hupp Inc.	46522	1032-22-13	M6-25-53.0
3R340	Hupp Inc.	46522	60775-G1	M6-25-53 0
3R341	Hupp Inc.	46522	60601-G2	M6-25-53 0

\*FSCM Number Not Available

**Parts Manual**

General Information

Key Sheet

The key sheet is a list, identifying all major components on a machine. It is divided into general areas. The following areas are used with this machine.

Example: 1-1-1.0  
 ↑  
 General Area

Area	Description	General Area
1	Rubber Tired Lower	
3	Upper Revolving Frame And Equipment	Horizontal
4	Vertical Shafts	
5	Horizontal Shafts	
6	Upper Engine & Converter	
7	S-o-M System	
9	Boom Attachment	
14	Cab, House, Guards	
16	Wire Rope (Cable)	
18	Special Equipment	

Each area is divided into numerous sub areas. The following is an alphabetical index of sub areas used on this machine.

Example: 1-1-1.0  
 ↑  
 Sub Area

Alphabetical Index	
<b>A</b>	
Accumulator	7-1
Air	
Controls & Lines	1-27
Axle	
Front	1-2
Rear	1-24
<b>B</b>	
Bail, Boom Hoist	3-12
Boom	
Angle Indicator	18-1
Backstops & Supports	
Live Mast	9-9
Tubular	9-9
Extensions	
Tubular	9-3
Hoist Limiting Device	
Tubular	9-10
Lights	6-44
Tubular	9-3
Brake	
Boom Hoist	5-8
Front	
Drum	5-3
Wheel	1-3
Lines	
Boom Hoist	5-8
Front Drum	5-3
Rear Drum	5-4
Swing	4-5
Two-Speed Planetary	5-7
Parking	1-30
Pedals	1-20
Rear	
Drum	5-4

Wheel	1-25
Swing	
5-14	
Two-Speed Planetary	5-7
Bridle	
Boom	
Tubular	9-5
<b>C</b>	
Cab	
Carrier	1-71
14-1	
Dash	1-73
Cable - Wire Rope	16-4
Carrier	1-1
Catwalk	14-5
Chassis	1-1
Chain	
Case	
Deep Sump	6-38
Engine Drive	6-37
Clutch	
Carrier	
1-17	
Carrier Controls	1-19
Cylinder	5-9
Drum	5-9
Engine	
Controls	6-17
Upper	6-5
Guards	14-4
Lines	
Boom Hoist	5-8
Front Drum	5-3
Master & Controls	6-17
Rear Drum	5-4
Reverse	5-1
Two-Speed Planetary	5-7
Pedals	1-20
Counterweight	
Carrier	1-74
Removal	
Hydraulic	3-10
Upper	3-3
Cylinder	
Drum Clutch	5-9
Gantry (Live Mast)	9-2
Hydraulic Outrigger	1-37
Extend-Retract	1-45
Jack	1-46
Counterweight Removal	3-10
Pin Removal	1-82
<b>D</b>	
Decals, Labels	18-9
Defroster	
Carrier	1-16
Upper	6-25
Differential	1-24
Drive Train	1-22
<b>E</b>	
Electrical	
Carrier	1-68
Upper Cab	6-48
Upper Engine	6-47
Engine	
Detroit Diesel (GM)	

Parts Manual		Continued - General Information	
Lower	1-63	Upper	7-4
Upper	6-5	Pump	
Drive Chain	6-37	Hydraulic Outrigger	1-40
Pinion	6-36	S-o-M	
	<b>F</b>	Upper	7-5
Filter		Steering	1-10
S-o-M	7-2		<b>R</b>
Sump Tank	1-39	Roller	
Float, Outrigger	1-45	Deflector	
Frame		Tubular Boom	9-14
Carrier	1-1	Guard	
Upper Revolving	3-1	Tubular Boom	9-8
'Fuel		Rotating Joint	
Lines	1-12	Clutch	5-9
Tank (Carrier)	1-12		<b>S</b>
Tank (Upper)	3-14	Seat	
	<b>G</b>	Carrier	1-72
Generator, Auxiliary	18-10	Upper	3-2
Grease Lines		Shaft	
Upper Frame	3-11	Boom Hoist	5-8
	<b>H</b>	Drive	
Head Machinery		Carrier	1-22
Tubular Boom	9-4	Front Drum	5-3
Heater		Rear Drum	5-4
Carrier	1-16	Reduction - Jack	5-2
Upper Frame	6-25	Reverse	
Hook		Swing	5-1
Block	18-4	Rotation Indicator	5-10
Hydraulic Drive		Swing - Vertical	4-3
Detroit Diesel (GM)	6-6	Solenoid	
	<b>I</b>	Stack Valve	1-43
Indicator		Steer	
Boom Angle	18-1	Controls	1-6
Drum Rotation	5-10	Cylinder	1-7
Instrument		Gear	1-5
Panel, Upper	6-24	Hydraulic Controls	1-9
	<b>L</b>	Pump	1-10
Lever, Control		Suspension	
S-o-M	7-9	Front	1-4
Stand	7-10	Rear	1-29
	<b>M</b>	Swing Lock	3-6
Mast (Gantry)			<b>T</b>
Tubular Boom	9-2	Throttle	6-8
	<b>O</b>	Tires & Rims	1-69
Outrigger		Transmission	
Hydraulic	1-38	Auxiliary	1-18
	<b>P</b>	Controls	
Planetary		Lower	1-19
Carrier - Spider	1-24	Creeper	1-61
Two-Speed	5-7	Main	1-18
Power Supply			<b>V</b>
S-o-M	7-1	Valve	
Power Take-Off - PTO		Bank	7-8
Hydraulic Outrigger	1-41	Check	1-44
Pressure, Suction & Return Lines		Check - S-o-M	7-2
Lower	1-79	Control	7-8

**Parts Manual**

Continued - General Information

Four Way - Stack	1-43
Hydraulic Outrigger - Lower	1-47
Lock	1-44
Relief	
Selector - S-o-M	7-3
Solenoid	
Stack	1-43
Swing Brake	5-14
Unloading	7-2
<b>W</b>	
Wheel	
Front	1-3
Rear, Hub & Drum	1-28
Wiper & Controls	
Carrier	1-16
Upper	6-26
Wiring	
Engine	
Detroit Diesel (GH) (Carrier)	1-66
Detroit Diesel (GM) (Upper)	6-47
Outriggers	1-38
Wire Rope	
Guards	14-3
Requirements	
Tubular Boom	16-4
Specifications	16-0

After determining the area, and sub-area, look at the third set of numbers on the parts page code. This is the specific page number.

Example: 1-1-1.0  
                   ↑  
                   Specific Page Number

The parts page code number (Example: 1-1-1.0) appears at the upper R.H. corner of each page. The pages are in the book in numerical order, making it easy to find a specific page.



KEY SHEET & GENERAL INFORMATION

Plant Order No. \_\_\_\_\_ Model HC238A \_\_\_\_\_ Serial No. \_\_\_\_\_

Distributor \_\_\_\_\_ Shipped \_\_\_\_\_

TRUCK MANUFACTURER \_\_\_\_\_ WITH \_\_\_\_\_ X \_\_\_\_\_ DRIVE

TRUCK ENGINE \_\_\_\_\_ ENGINE S/N \_\_\_\_\_

CHASSIS \_\_\_\_\_ BRAKES \_\_\_\_\_ WHEEL OUTRIGGERS \_\_\_\_\_

TIRES \_\_\_\_\_ TREAD TYPE \_\_\_\_\_ SIZE \_\_\_\_\_

TRUCK MISC. \_\_\_\_\_

CONICAL ROLLERS \_\_\_\_\_ SINGLE \_\_\_\_\_ DOUBLE \_\_\_\_\_ TURNTABLE BRG. \_\_\_\_\_

GANTRY \_\_\_\_\_ BOOM HOIST BAIL & BRIDLE \_\_\_\_\_ PART LINE \_\_\_\_\_

CTWT. LOWERING DEVICE \_\_\_\_\_ CTWT. \_\_\_\_\_

FRONT DRUM SHAFT \_\_\_\_\_ LAGGING NO. SIZE \_\_\_\_\_

REAR DRUM SHAFT \_\_\_\_\_ LAGGING NO. SIZE \_\_\_\_\_

THIRD DRUM SHAFT \_\_\_\_\_ LAGGING NO. SIZE \_\_\_\_\_

BOOM HOIST SHAFT \_\_\_\_\_ DRUM \_\_\_\_\_ WEDGE \_\_\_\_\_

UPPER ENGINE \_\_\_\_\_ S/N \_\_\_\_\_ ELECTRICAL SYSTEM \_\_\_\_\_

POWER TAKE OFF \_\_\_\_\_ S/N \_\_\_\_\_

THROTTLE CONTROLS \_\_\_\_\_ HEAD MACHINERY \_\_\_\_\_

ATTACHMENTS \_\_\_\_\_

\_\_\_\_\_

\_\_\_\_\_

\_\_\_\_\_

\_\_\_\_\_

\_\_\_\_\_

MISCELLANEOUS \_\_\_\_\_

\_\_\_\_\_

\_\_\_\_\_

\_\_\_\_\_

\_\_\_\_\_

\_\_\_\_\_

XXXX

## KEY SHEET &amp; GEN. INFO (continued)

Model HC-238A Serial No. \_\_\_\_\_

## AREA 1 - RUBBER TIRE LOWER

M1-1-75.0 Lifting Sling Assy  
 M1-1-76.0 Carrier  
 M1-2-81.0 Front Axle  
 M1-3-29.0 Front Brake  
 M1-4-20.0 Front Suspension  
 M1-5-5.0 Steering Column Assy  
 M1-5-6.0 Steering Gear Assy  
 M1-5-8.0 Steering "U" Joint  
 M1-6-18.0 Steering Geometry  
 M1-7-14.0 Steering Cylinder  
 M1-9-35.0 Steering Hoses  
 M1-10-18.0 Steering Pump Assy  
 M1-12-46.0 Fuel Lines  
 M1-12-51.0 Fuel Tank Assy  
 M1-16-0.0 Heater & Defroster  
 M1-16-5.0 Heater Hoses  
 M1-17-20.0 Clutch Assy  
 M1-18-33.0 Air Valve & Regulator -  
 Filter Assy. '  
 M1-18-36.0 Main Transmission  
 M1-19-36.0 Transmission Control  
 M1-19-57.0 Clutch & Transmission Control  
 M1-22-45.0 Drive Train Assy  
 M1-24-41.1 Planet Spider Assy  
 M1-24-79.0 Front Rear Axle Assy  
 M1-24-80.0 Rear Rear Axle Assy  
 M1-24-83.0 Differential Carrier Assy  
 M1-25-8.0 Wheel Brake Assy  
 M1-27-119.0 Air Lines & Controls  
 M1-27-127.0 Safety Actuator  
 M1-29-19.0 Rear Suspension  
 M1-38-69.0 Outrigger Throttle Controls  
 M1-38-95.0 Bumper Outrigger Lines  
 M1-38-104.0 Outrigger Elec. Wiring  
 M1-39-96.0 Outrigger Hyd. Lines  
 M1-39-38.0 Hydraulic Reservoir  
 M1-40-4.0 Pump & Controls, Hyd. Outriggers  
 M1-40-5.0 Outrigger Pump Assy  
 M1-41-3.0 Power Take-Off Assy  
 M1-43-22.0 Valve Stack Assy  
 M1-44-4.0 Lock Valve Assy  
 M1-45-44.0 Outrigger Assy  
 M1-45-48.0 Beam Cylinder Assy  
 M1-45-51.0 Multiple Float Assy  
 M1-46-25.0 Outrigger Jack Cylinder  
 M1-46-30.0 Bumper Jack Check Valve  
 M1-46-31.0 Bumper Jack Cylinder  
 M1-61-7.00 Creeper Transmission  
 M1-63-62.0 GM6V-92TA Eng. Assy  
 M1-63-62.1 Cylinder Block & Air Box Drain  
 M1-63-62.2 Cylinder Head  
 M1-63-62.3 Engine Lifter Bracket  
 M1-63-62.4 Crankshaft  
 M1-63-62.5 Crankshaft Pulley

## AREA 1 - CONTINUED

M1-63-62.6 Flywheel & Flywheel Housing  
 M1-63-62.7 Connecting Rod & Piston  
 M1-63-62.8 Camshaft & Gear Train  
 M1-63-62.9 Balance Weight Cover  
 M1-63-62.10 Accessory Drive  
 M1-63-62.11 Valve Operating Mechanism  
 M1-63-62.12 Rocker Cover  
 M1-63-62.13 Fuel Injectors & Connections  
 M1-63-62.14 Fuel Pump  
 M1-63-62.15 Fuel Filter & Strainer  
 M1-63-62.16 Mechanical Governer  
 M1-63-62.17 Injector Controls  
 M1-63-62.18 Air Inlet Adapter  
 M1-63-62.19 Blower & Blower Drive  
 M1-63-62.20 Turbocharger  
 M1-63-62.21 Oil Pump  
 M1-63-62.22 Oil Distribution System  
 M1-63-62.23 Oil Pressure Regulator Or  
 Relief Valve  
 M1-63-62.24 Oil Filter  
 M1-63-62.25 Oil Cooler  
 M1-63-62.26 Dipstick  
 M1-63-62.27 Oil Pan  
 M1-63-62.28 Water Pump  
 M1-63-62.29 Thermostat & Water By-Pass Tube  
 M1-63-62.30 Fan  
 M1-63-62.31 Exhaust Manifold  
 M1-63-62.32 Battery Charging Generator  
 M1-63-62.33 Starting Motor  
 M1-63-62.34 Tachometer Drive  
 M1-63-62.35 Engine Mounting  
 M1-63-62.36 Air Compressor  
 M1-63-62.37 Throttle Control Solenoid  
 M1-63-62.38 Ether Start Kit  
 M1-63-63.0 Carrier Eng. Throttle  
 M1-63-65.0 Air Intake Assy.  
 M1-63-68.0 Carrier Exhaust Assy.  
 M1-66-32.0 Engine Wiring  
 M1-66-82.0 Battery Box Assy.  
 M1-66-85.0 Hour Meter Assy.  
 M1-67-24.1 Light Wiring  
 M1-67-24.2 Rotary Warning Light  
 M1-68-64.1 Cab Wiring  
 M1-69-21.0 tires And Rims  
 M1-71-25.0 Carrier Cab  
 M1-71-29.0 Left Side Panel Assy.  
 M1-72-12.0 Carrier Seat  
 M1-73-21.0 Carrier Cab Dash  
 M1-74-8.0 Bumper Counterweight Assy.

(R783) KEY SHEET & GEN. INFO (continued)  
 Model HC238A Serial No. \_\_\_\_\_

AREA 3 - UPPER FRAME, COUNTERWEIGHT, SWING  
 LOCK, SEAT AND MASTS

M3-1-63.0 Revolving Frame  
 M3-2-15.0 Operator's Seat  
 M3-6-33.00 Swing Lock Control  
 M3-10-74.0 Ctw. & Remover Assy.  
 M3-10-75.00 Ctw. Removal Cylinder  
 M3-10-82.0 Ctw. Removal Lines  
 M3-10-89.0 Ctw. & Remover Assy.  
 M3-11-12.0 Upper Grease Lines  
 M3-12-25.0 16 Part Bail  
 M3-14-15.0 Fuel Tank & Lines

AREA 4 - VERTICAL SHAFT

M4-3-31.0 Swing Shaft

AREA 5 - HORIZONTAL SHAFTS, CLUTCHES, BRAKES  
 PLANETARY'S & HYDRAULIC LINES

M5-1-51.1 Swing Reverse Lines  
 M5-1-54.0 Swing Reverse Shaft  
 M5-2-43.0 Reduction Shafts  
 M5-3-26.0 Front Drum Shaft  
 M5-3-45.1 Front Drum Lines  
 M5-4-31.0 Rear Drum Shaft  
 M5-4-54.1 Rear Drum Lines  
 M5-7-37.0 Planetary Brake Assy.  
 M5-7-79.0 Planetary Drive "Slow Down"  
 M5-8-22.0 Boom Hoist Shaft  
 M5-8-74.0 Boom Hoist Brake & Pawl Control  
 M5-8-83.1 Boom Hoist Lines  
 M5-9-15.1 Clutch Cylinder Assy.  
 M5-9-25.0 Clutch Rotating Joint  
 M5-9-44.0 Clutch Assy.  
 M5-10-24.0 Rotation Indicator  
 M5-12-40.0 Front & Rear Drum Brake Controls  
 M5-14-4.0 Swing Brake Assy.

AREA 6 - ENGINE, CHAIN CASE, ELECTRICAL

M6-5-60.0 GM Eng. W/Torque Converter  
 M6-5-60.1 Engine Lifter Bracket  
 M6-5-60.2 Cylinder Block  
 M6-5-60.3 Air Box Drains  
 M6-5-60.4 Cylinder Head  
 M6-5-60.5 Crankshaft  
 M6-5-60.6 Crankshaft Front Cover  
 M6-5-60.7 Vibration Damper & Crank-  
 M6-5-60.7 Vibration Damper & Crank-shaft Pulley  
 M6-5-60.8 Flywheel & Flywheel Housing  
 M6-5-60.9 Connecting Rod & Piston  
 M6-5-60.10 Camshaft & Gear Train

AREA 6 - CONTINUED

M6-5-60.11 Balance Weight Cover  
 M6-5-60.12 Valve Operating Mechanism  
 M6-5-60.13 Rocker Cover & Ventilating  
 System  
 M6-5-60.14 Fuel Injector  
 M6-5-60.15 Fuel Pump  
 M6-5-60.16 Fuel Filter, Fuel Connections  
 & Fuel Lines  
 M6-5-60.17 Mechanical Governor  
 M6-5-60.18 Injector Controls  
 M6-5-60.19 Throttle Controls  
 M6-5-60.20 Air Inlet Housing  
 M6-5-60.21 Blower & Blower Shaft  
 M6-5-60.22 Oil Pump, Oil Pressure  
 Regulator, & Oil Distri-  
 bution System  
 M6-5-60.23 Oil Filter  
 M6-5-60.24 Oil Cooler  
 M6-5-60.25 Oil Filler  
 M6-5-60.26 Dipstick  
 M6-5-60.27 Oil Pan  
 M6-5-60.28 Water Pump  
 M6-5-60.29 Water Pump Cover  
 M6-5-60.30 Water Outlet Manifold  
 M6-5-60.31 Thermostat & Water By-Pass  
 Tube  
 M6-5-60.32 Radiator, Water Connections  
 & Fan Shroud  
 M6-5-60.33 Fan  
 M6-5-60.34 Exhaust Manifold & Connections  
 M6-5-60.35 Tachometer Drive  
 M6-5-60.36 Wiring Harness  
 M6-5-60.37 Starting Motor  
 M6-5-60.38 Battery Charging Generator  
 M6-5-60.39 Torque Converter  
 M6-5-60.40 Torque Converter Oil Filter  
 M6-5-60.41 Ether Start Kit  
 M6-6-38.0 Hyd, Pump Drive  
 M6-8-73.0 Eng. Shut Down Controls  
 M6-8-81.0 Hand S Foot Throttle In Cab  
 M6-17-30,0 Master Clutch Controls  
 M6-17-30,0 Master Clutch Controls  
 M6-24-63,0 Lower Control Panel  
 M6-24-68.0 Instrument Panel  
 M6-25-53.0 Hot Water Heater  
 M6-25-60.0 Hot Water Heater Installa-  
 tion  
 M6-26-17.0 Windshield Wiper (Upper)  
 M6-26-20.0 Lower Windshield Wiper  
 M6-36-13.0 Engine Pinion  
 M6-37-9.0 Engine Drive Chain  
 M6-38-22.0 Adjustable Chain Case  
 M6-44-19.0 Battery Lighting System  
 M6-44-20.0 Floodlight System

(R783) KEY SHEET & GEN. INFO (continued)

Model HC238A Serial No.

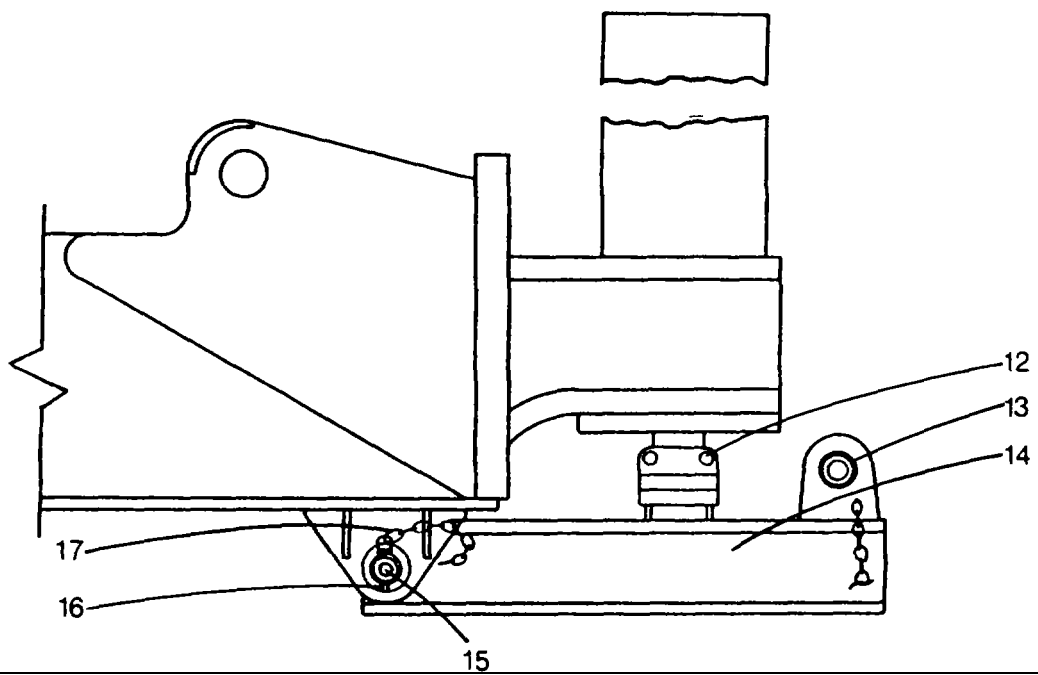
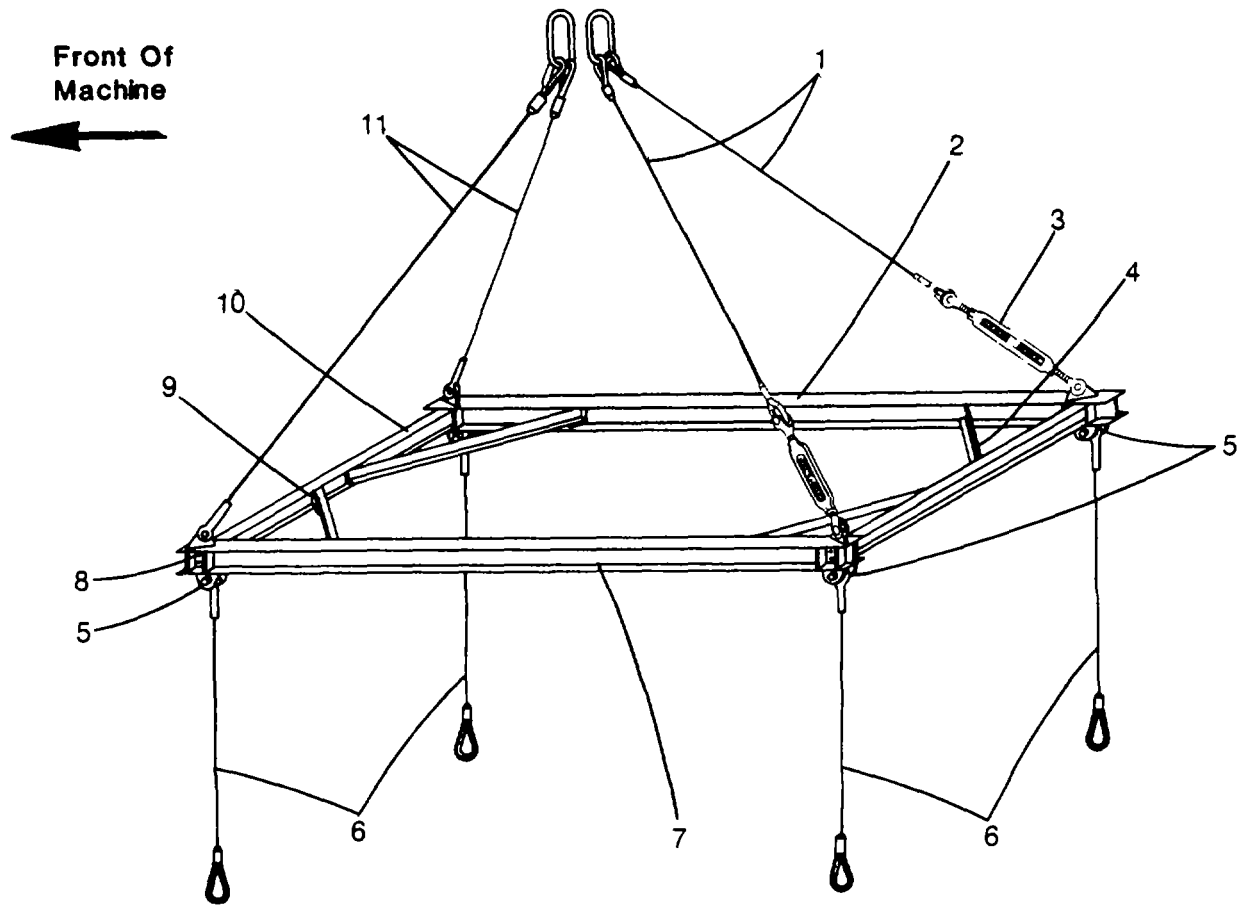
AREA 6 - CONTINUED		AREA 16 - WIRE ROPE	
M6-47-17.1	Upper Wiring W/GM Engine	M16-4-22.0	Wire Rope Requirements /
M6-48-25.0	Cab Wiring	AREA 18 - MISCELLANEOUS	
AREA 7 - S-o-M PRESSURE & RETURN, CONTROLS, & VALVES		M18-1-2.0	Crane Boom Angle Indicator
M7-1-7.0	Accumulator Assembly	M18-4-6.0	45 Ton Hook Block
M7-1-23.0	Hydraulic Power Assembly	M18-4-7.0	150 Ton Hook Block
M7-2-1.0	Unloading Valve	M18-9-56.0	Decals And Labels
M7-2-2.0	Check Valve	M18-10-27.0	Light Panel Assy.
M7-2-4.0	Relief Valve	M18-10-27.1	Cylinder Head Valve S Rocker
M7-2-29.0 0	Oil Filter Assy	M18-10-27.2	Crankcase & Oil Base
M7-3-2.0	Ctwt. Selector Valve	M18-10-27.3	Piston & Connecting Rod
M7-4-101.1	Press. & Return Lines	M18-10-27.4	Crankshaft & Flywheel
M7-4-144.0	Cab Plumbing	M18-10-27.5	Camshaft
M7-5-1.0	GM Pump Assy	M18-10-27.6	Gear Cover
M7-8-94.0	Swing Control Valve	M18-10-27.7	Oil System
M7-8-117.0	Control Stand Valve	M18-10-27.8	Governor
M7-8-153.0	Boom Hoist Kickout Valve	M18-10-27.9	Anti-Flicker & Stop Solenoid
M7-8-198.0	Ctwt. Control Valve	M18-10-27.10	Fuel Transfer Pump & Injector System
M7-9-37.0	Master Clutch, Swing Brake Lock Controls	M18-10-27.11	Fuel Filters
M7-9-41.0	Pawl & Lock Controls	M18-10-27.11	Fuel Filter
M7-9-44.0	Control Levers	M18-10-27.12	Air Cleaner
M7-10-28.0	Control Stand	M18-10-27.13	Air Housing
M18-10-28.0	Light Plant Exhaust Assy.	M18-10-27.14	Generator
M18-13-81.0	Overload Warning System	M18-10-27.15	Control Box Assy.
AREA 9 - BOOM, JIB, BACKSTOPS & LIMITERS			
M9-1-8.0	Boom Foot Pin Removal Cyl.		
M9-1-11.00	Boom Foot Pin Control Valve		
M9-1-15.1	Boom Foot Pin Removal Lines		
M9-1-16.0	Boom Foot Pin		
M9-2-27.0	Live Mast Lines		
M9-2-28.0	Boom Live Mast		
M9-2-30.0	Mast Cyl. Assy.		
M9-3-135.0	Wide Head Boom Assy.		
M9-4-55.0	6-Sheave Head Machinery		
M9-5-24.0	Bridle Assembly		
M9-9-41.0	Boom Backstop		
M9-10-48.0	Boom Hoist Kickout		
M9-14-15.0	Deflector Rollers		
AREA 14 - CAB, HOUSE, GUARDS			
M14-1-92.0	House Assembly		
M14-1-124.0	Mirror		
M14-1-126.0	Cab & Mount		
M14-2-24.0	Left & Right Drum Guards		
M14-5-34.0	Catwalk Assembly		

Parts List

R383

M1-1-75.0

Lifting Sling Assembly



## Parts List

R383

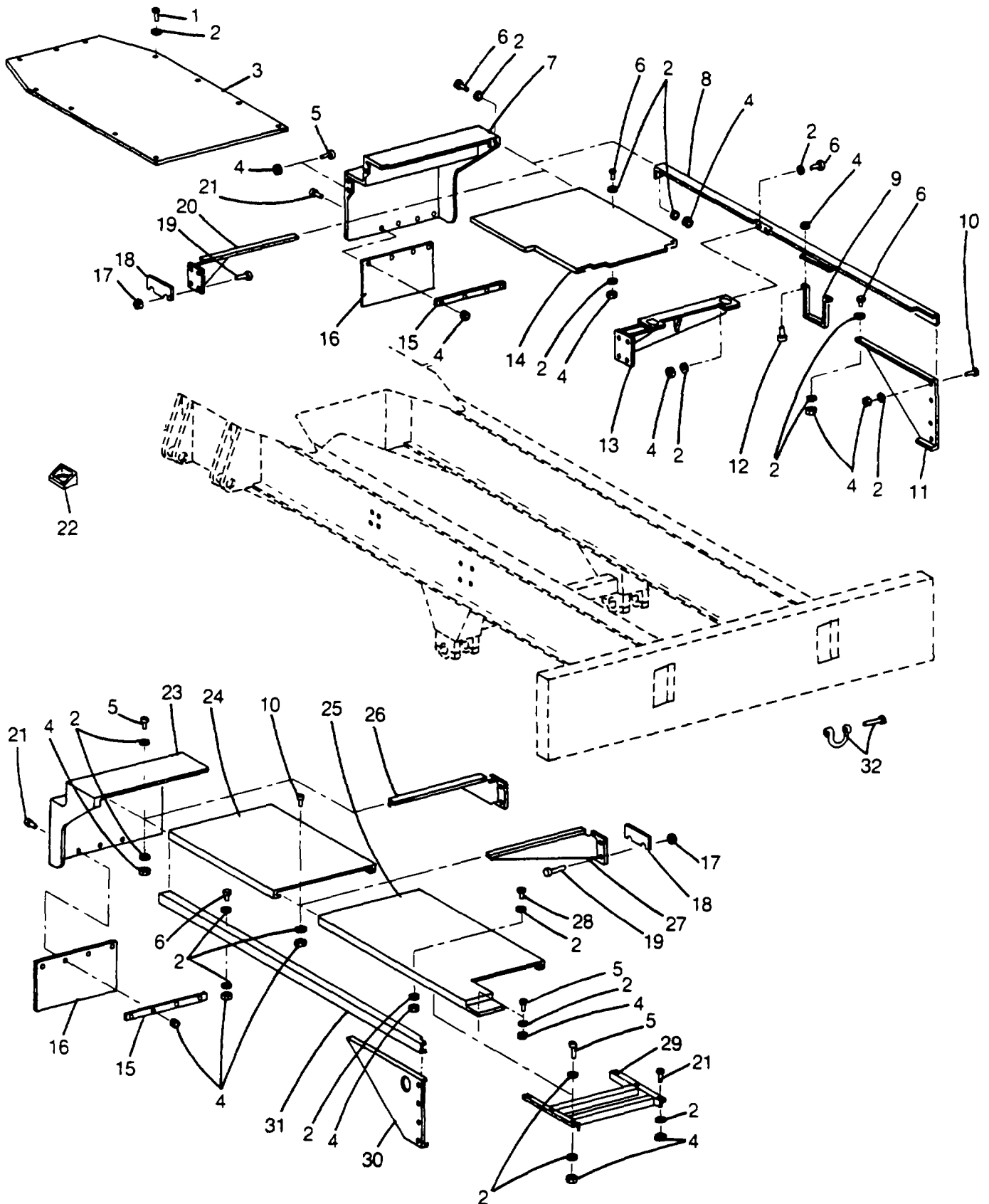
Lifting Sling Assembly - Continued				
REF.	PART NO.	QTY.	DESCRIPTION	FSCM No.
1	22A3086	1	Sling Assembly - Long (Rear of Machine)	36422
2	22A3063	1	Beam 36422	
3	76P595	2	Jaw Turnbuckle	36422
4	22A3067	4	Angle 36422	
5	28M648	8	Lock Pin 36422	
	IX4942	8	Retaining Ring, External, High Carbon Spring Steel, 7/8" Shaft Diameter	79136
	22A3089	4	Pin 36422	
6	22A3087	4	Vertical Sling	36422
7	22A3058	1	Beam 36422	
8	1X3747	16	Capscrew, Hex. Head, UNC Class 2A, Grade 5, 1" X 2-1/2"	90483
	1X3837	16	Locknut, Hexagon, Low Carbon Steel, Zinc Plated, Nylon Insert, UNC-3B, Rockwell C32, 1"	72968
9	1X3747	8	Capscrew, Hex. Head, UNC Class 2A, Grade 5, 1" X 2-1/2"	90483
	1X6	8	Plain Washer, Hot Rolled, Mild Steel, Zinc Plated, 1"	86157
	1X3837	8	Locknut, Hexagon, Low Carbon Steel, Zinc Plated, Nylon Insert, UNC-3B, Rockwell C32, 1"	72968
10	22A3064	2	Beam 36422	
11	22A3085	1	Sling Assembly - Short	36422
12	22A1780	8	Hitch Pin 36422	
13	22A3083	4	Pin 36422	
	18M273	8	Lock Pin 36422	
	1X4942	8	Retaining Ring, External, High Carbon Spring Steel, 7/8" Shaft Diameter	79136
14	22A3075	4	Lifting Arm 36422	
15	22A3082	4	Pin 36422	
16	18M818	4	Lock Pin 36422	
17	IX4942	4	Retaining Ring, External, High Carbon Spring Steel, 7/8" Shaft Diameter	79136
	3X307	1	Lifting Sling Assembly Kit (Contains All Parts Listed Above)	36422

M1-1-75.0 (2 of 2)

Parts List  
Carrier

R284

M1-1-76.0



## Parts List

R284

Carrier - Continued				
REF.	PART NO.	QTY.	DESCRIPTION	FSCM No.
1	1X4062	11	Locking Capscrew, Hex Head, UNC Class 2A, Grade 5, 3/8" X 3/4"	72968
2	1X1351	152	Plain Washer, Hot Rolled Mild Steel, Zinc Plated, 3/8"	86157
3	22A3019	1	Sheet	36422
4	1X3809	199	Locknut, Hexagon, Low Carbon Steel, Zinc Plated, Rockwell C32, Nylon Insert, UNC-3B, 3/8"	72968
5	1X3599	30	Capscrew, Hex Head, UNC Class 2A, Grade 5, 3/8" X 1-1/4"	90483
6	1X2574	47	Capscrew, Hex Head, UNC Class 2A, Grade 5, 3/8" X 1"	90483
7	18A4719	1	Fender Skirt	36422
8	22A2035	1	Fender Rail	36422
9	18A4451	1	Step	36422
10	1X284	98	Bolt, Round Head Square Neck, Steel, Zinc Plated, UNC-2A, 3/8" X 1"	90483
11	22A2018	1	Sheet	36422
12	1X3357	2	Capscrew, Hex Head, UNC Class 2A, Grade 5, 3/8" X 1-1/2"	90483
13	22A2660	1	Cab Mount	36422
14	22A2062	1	Floor Plate	36422
15	18A1637	4	Bar	36422
16	18A1409	4	Mud Flaps	36422
17	1X3808	36	Locknut, Hexagon, Low Carbon Steel, Zinc Plated, Rockwell C32, Nylon Insert, UNC-3B, 1/2"	72968
18	18A2947	AR	Shim, 16 Ga	36422
	18A2948	AR	Shim, 12 Ga.	
19	18A2956	16	Capscrew, Hex Head, UNC Class 2A, Grade 8, 1/2" X 2"	36422
20	22A2022	1	Fender Support	36422
21	1X285	11	Bolt, Round Head Square Neck, Steel, Zinc Plated, UNC-2A, 3/8" X 1-1/4"	90483
22	18A1709	2	Bubble Level	36422
23	18A4720	1	Fender Skirt	36422
24	22A2057	1	Sheet	36422
25	18A4545	1	Sheet	36422
26	22A2023	1	Fender Support	36422
27	22A2027	1	Fender Support	36422
28	1X3717	4	Capscrew, Hex Head, UNC Class 2A, Grade 5, 3/8" X 3/4"	90483
29	19A2464	1	Battery Support Bracket	36422
30	22A2019	1	Sheet	35422
31	22A2032	1	Fender Rail	36422
32	28A204	4	Anchor Shackle	36422
33	22A3032	1	Rear Fender	36422
34	22A363	2	Luggage Frame	36422
35	1X2624	4	Bolt, Round Head Square Neck, Steel, Zinc Plated, UNC-2A, 3/8" X 1-3/4"	90483
36	19A2468	2	Support	36422
37	19A1347	2	Bracket	36422
38	18A2990	2	Luggage Frame	36422
39	22A362	2	Luggage Frame	36422
40	1X3302	24	Capscrew, Hex Head, UNC Class 2A, Grade 5, 1/2" X 1-1/2"	90483
41	1X20	24	Plain Washer, Hot Rolled Mild Steel, Zinc Plated, 1/2"	86157
42	22A2068	1	Plate	36422
43	22A360	2	Plate	36422
44	22A3154	1	Fender Support	36422
45	22A2066	1	Plate	36422

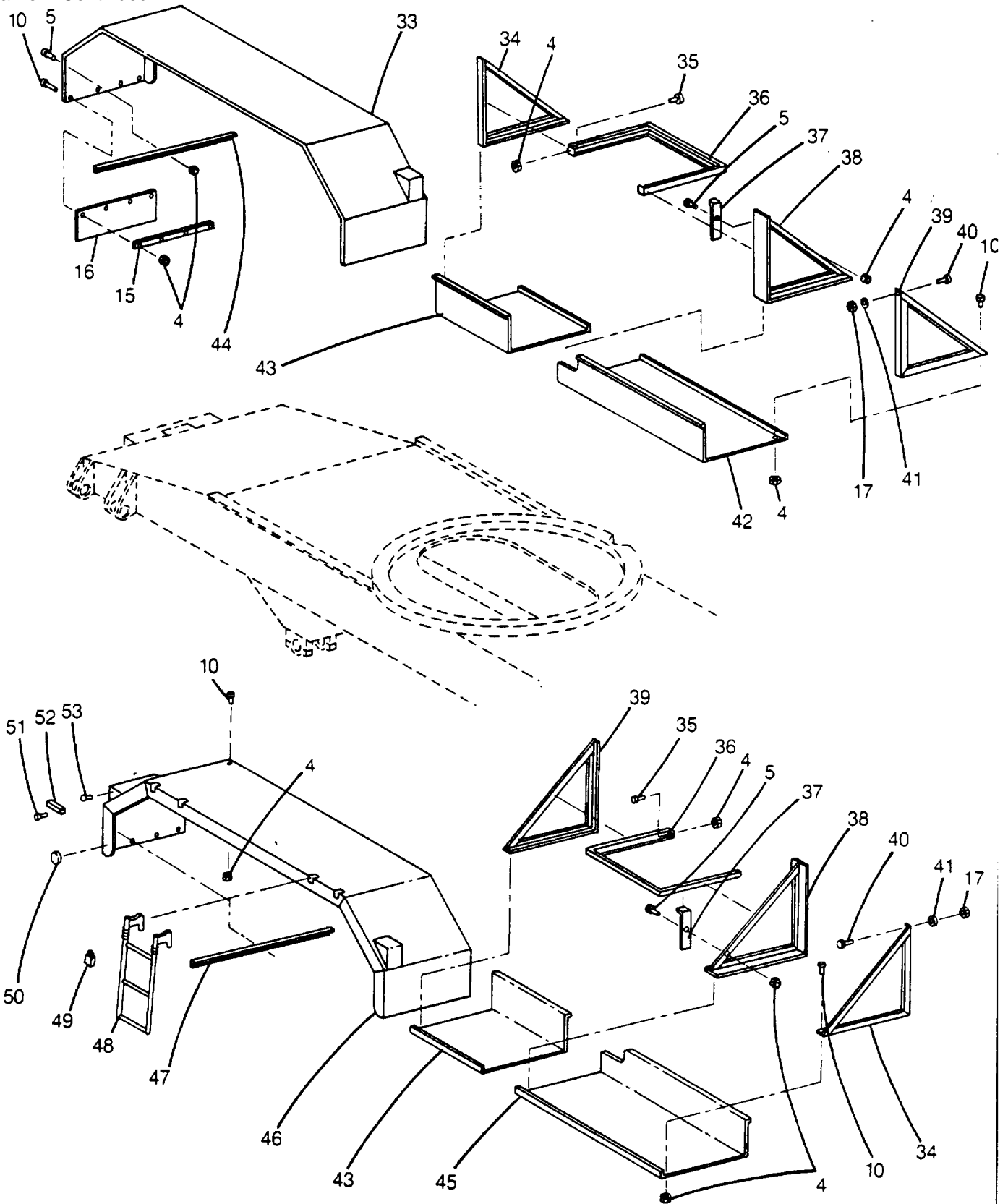
M1-1-76.0 (2 of 4)



**Parts List**  
Carrier - Continued

R284

M1-1-76.0



## Parts List

R284

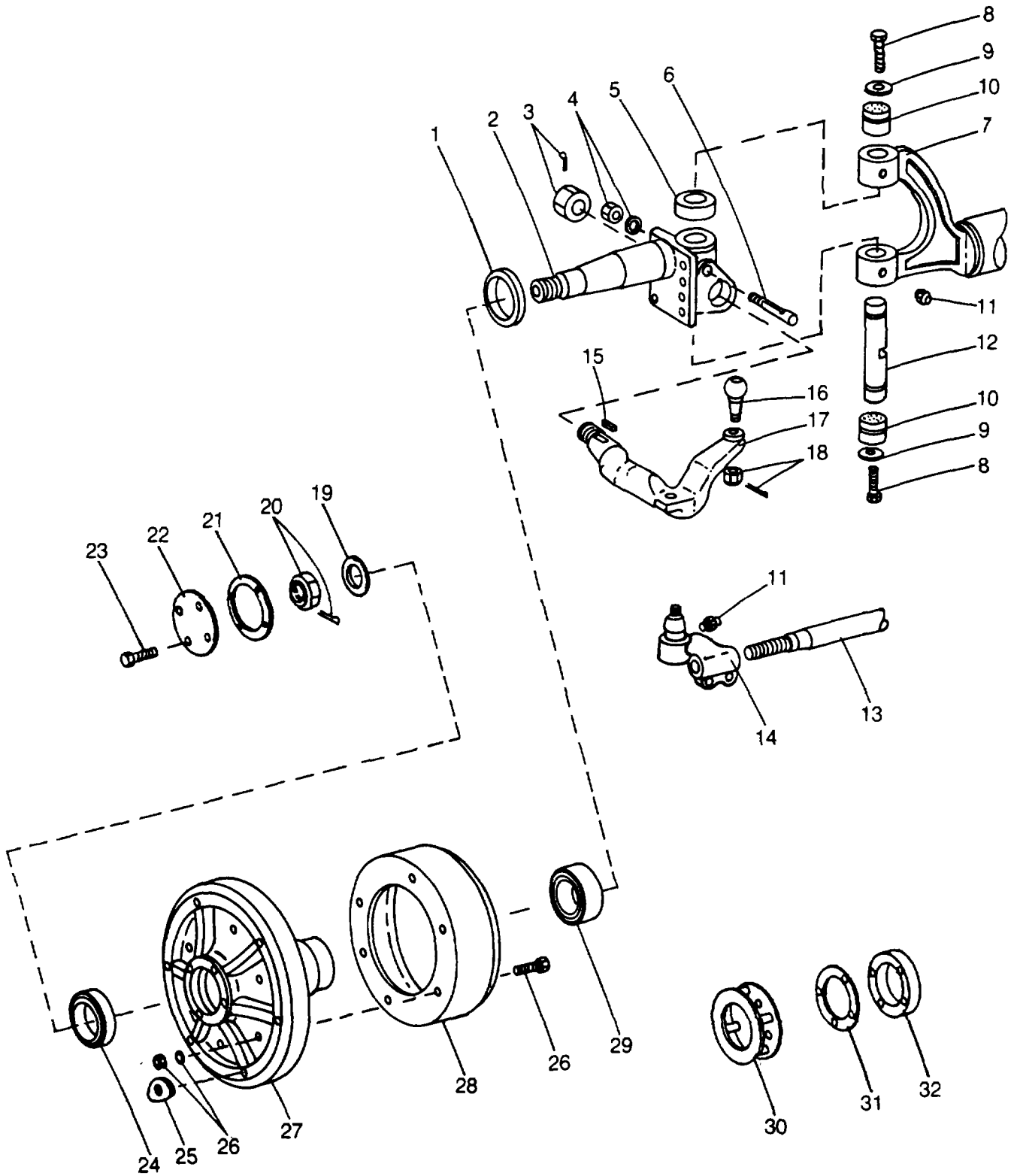
Carrier - Continued				
REF.	PART NO.	QTY.	DESCRIPTION	FSCM No.
46	22A3033	1	Rear Fender	36422
47	22A3155	1	Fender Support	36422
48	18A3155	1	Ladder	36422
49	PC262	3	Padlock And Keys	36422
50	18A4523	4	Stick-On Reflector	36422
51	1X1876	12	Tapping Screw, Hex Head, Thread Cutting Type, Steel, Zinc Plated, r8 X 3/8"	90483
52	18A3823	4	Red Clearance Light	36422
53	MS15570	1	Incandescent Lamp	96906

M1-1-76.0 (4 of 4)

**Parts List**  
Front Wheel And Axle Assembly

R583

M1-2-81.0



## Parts List

R583

Front Wheel And Axle Assembly - Continued				
REF.	PART NO.	QTY.	DESCRIPTION	FSCM No.
			Quantities Are For One Axle Only, 2 Axles Required Per Machine	
1	22A2984	1	Axle Assembly	36422
	3A1910	2	Grease Seal	*
2	3A1894	1	Steering Knuckle (Left)	*
3	A1895	1	Steering Knuckle (Right)	*
	3A1917	2	Castle Nut	*
	3A1931	2	Cotter Pin	*
4	3A1922	2	Nut	*
	3A1923	2	Lockwasher	*
5	3A1916	2	Thrust Bearing	*
6	3A1881	2	Draw Key	*
7	3A10147	1	Axle Center Assembly	*
8	3A7692	4	Bolt	*
9	3A7693	4	Dust Plug	*
10	3A1878	4	Bushing	*
	3A10144	4	Felt Washer	*
11	3A1865	6	Grease Fitting	*
12	3A1912	2	Knuckle Pin	*
13	3A4603	1	Cross Rod Assembly	*
	3A10146	1	Cross Rod	*
14	3A1891	1	Rod End Service Kit	*
15	3A1879	2	Key	*
16	3A1908	2	Ball Stud	*
17	3A6902	1	Steering Arm (Left)	*
	3A1904	1	Steering Arm (Right)	*
18	3A1883	2	Castle Nut	*
	3A1928	2	Cotter Pin	*
19	3A1888	2	Washer	*
20	3A1880	2	Castle Nut	*
	3A1930	2	Cotter Pin	*
21	1A2691	2	Gasket	*
22	1A2689	2	End Cap	*
23	1X3718	4	Capscrew, Hex Head, UNC Class 2A-Grade 5, 1/2" X 1-3/4"	90483
	1X30	4	Spring Lockwasher, Medium Series, Carbon Steel, Natural, 1/2"	20859
	18A3994	2	Wheel Assembly	36422
24	1X2383	2	Tapered Roller Bearing Cone Assembly Single Row, Inch Dimension, Type TS; Rings And Rollers - Bearing Quality Alloy Steel, Low Carbon Carburizing Grade Or High Carbon Chromium; Cage - Low Carbon Steel, 3" I.D.	19382
25	3A5761	12	Rim Clamp	*
26	3A6932	12	Bolt	*
	1X31	12	Spring Lockwasher, Medium Series, Carbon Steel, Natural, 5/8"	20859
	3A5757	12	Nut	*
27	3A7487	2	Wheel	*
28	3A6929	2	Brake Drum	*
29	1X2367	2	Tapered Roller Bearing Cone Assembly, Single Row, Inch Dimension, Type TS, Rings And Rollers - Bearing Quality Alloy Steel, Low Carbon Carburizing Grade Or High Carbon Chromium, Cage - Low Carbon Steel, 2-1/8" I.D.	19382

M1-2-81.0 (2 of 3)

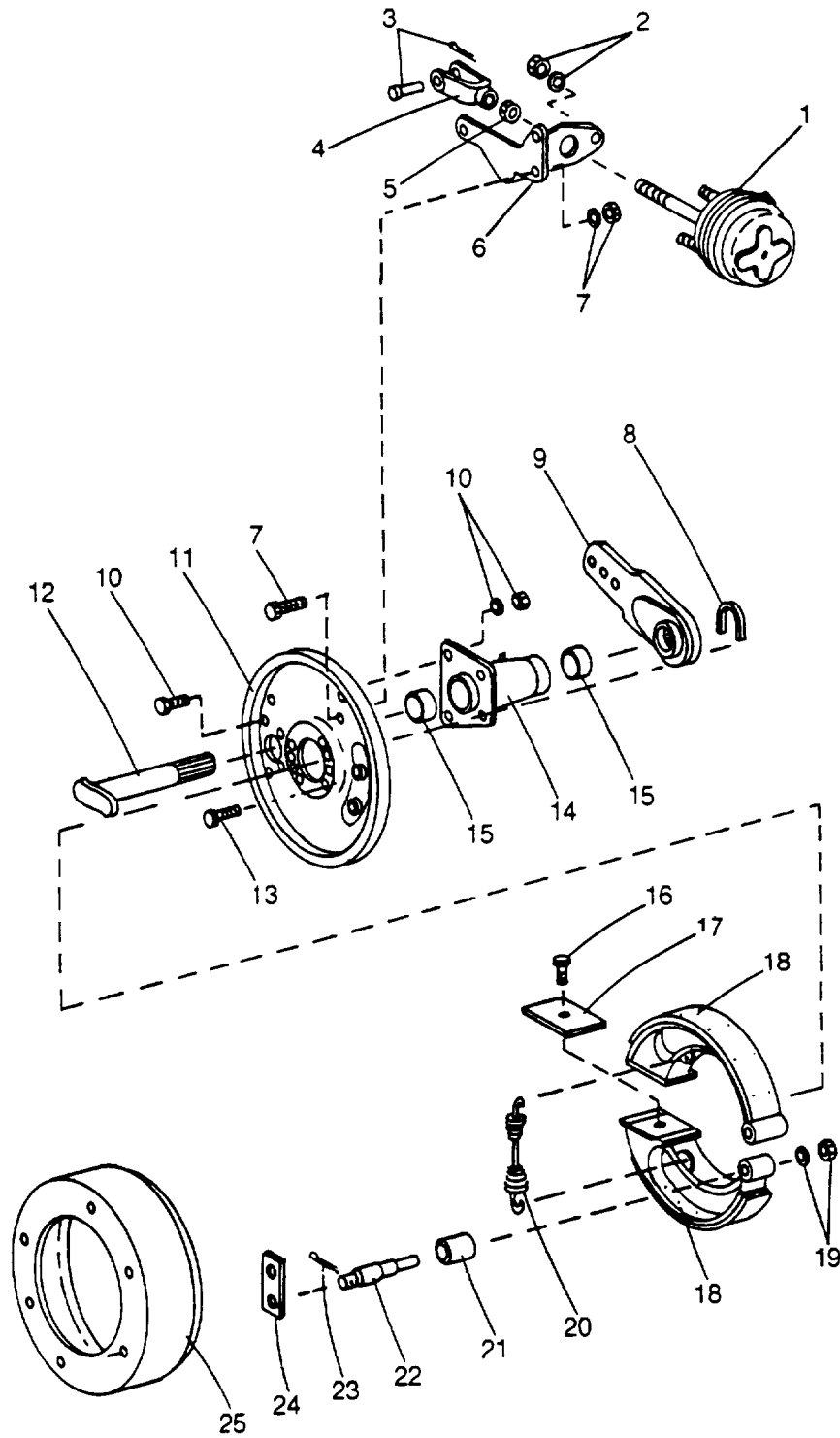
Parts List

R583

M1-2-81.0

Front Wheel And Axle Assembly - Continued				
REF.	PART NO.	QTY.	DESCRIPTION	FSCM No.
			Items 30-32 Are Used On The Left Side Only	
30	18A4413	2	Hub Cap Step	36422
	1X5245	4	Locking Capscrew, Hex Head, UNC Class 2A- Grade 5, 1/2" X 1-3/4"	72968
31	1A2691	2	Gasket	36422
32	1A2690	2	Spacer	36422
			* See Vendor Annex List For FSCM No.	

Front Brakes

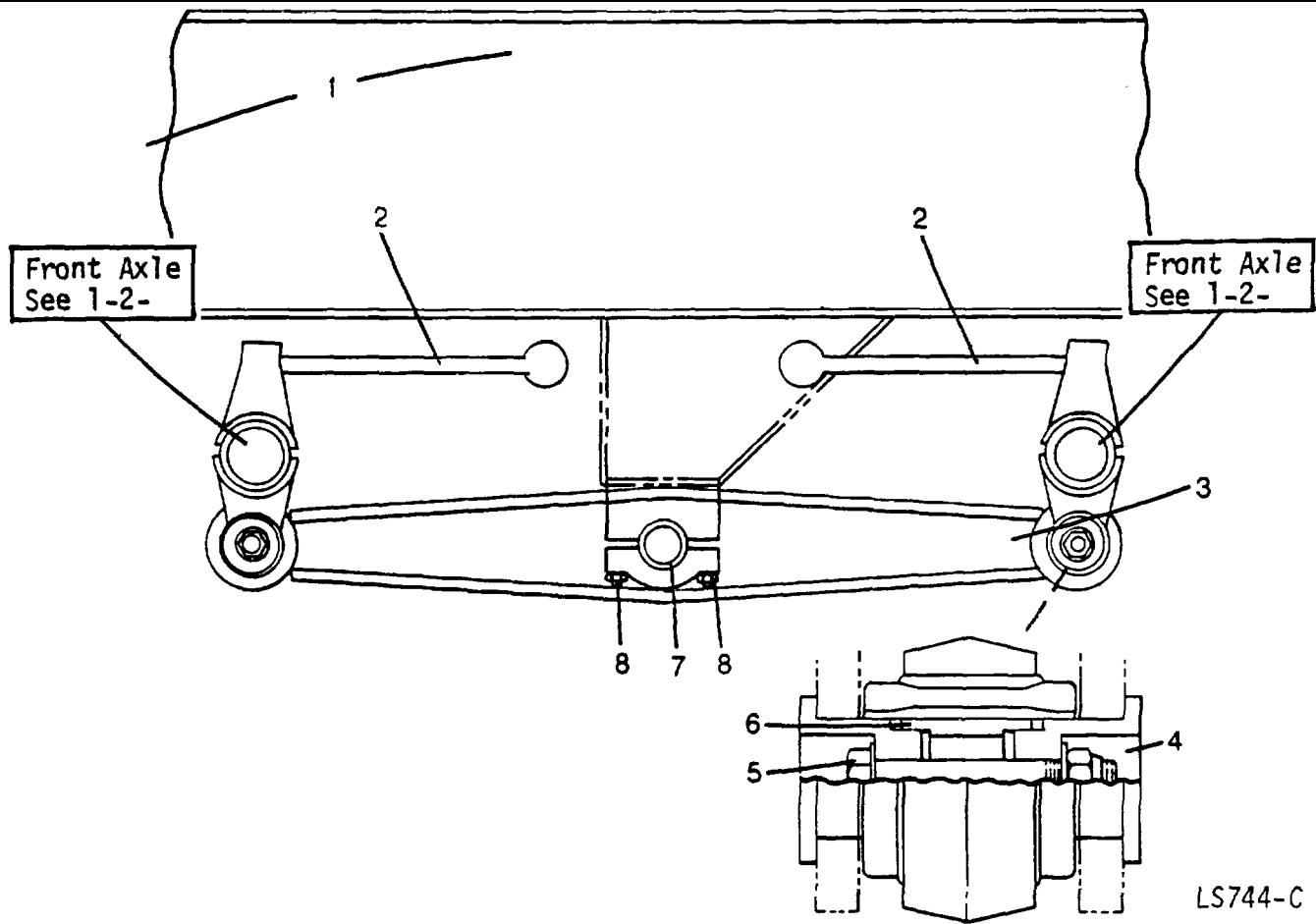


Parts List

R1083

REF.	PART NO.	QTY.	DESCRIPTION	FSCM No.
	3A8402	2	Brake Assembly (Left Side)	*
	3A8403	2	Brake Assembly (Right Side)	*
1	3A8401	1	Air Chamber	*
2		2	Nut )	
		2	Washer )	Items Not Available
3		1	Clevis Pin )	Separately, Supplied
		1	Cotter Pin )	With Air Chamber
4		1	Yoke )	
5		1	Jam Nut )	
6	3A4596	1	Air Chamber Bracket (Left Side)	*
	3A4597	1	Air Chamber Bracket (Right Side)	*
7	3A1932	3	Bolt	*
	3A1918	3	Nut	*
	3A1925	3	Lockwasher	*
8	3A1855	1	"U" Washer	*
9	3A4600	1	Slack Adjuster (Left Side)	*
	3A5484	1	Slack Adjuster (Right Side)	*
10	3A1863	4	Bolt	*
	3A1924	4	Lockwasher	*
	3A1919	4	Nut	*
	3A1927	4	Washer	*
11	3A10143	1	Backing Plate (Left Side)	*
	3A11955	1	Backing Plate (Right Side)	*
12	3A6925	1	Camshaft (Left Side)	*
	3A6926	1	Camshaft (Right Side)	*
13	3A1861	8	Bolt	*
	3A1920	8	Nut - Not Shown	*
	3A1925	8	Lockwasher - Not Shown	*
14	3A1856	1	Cam Bracket Assembly	*
15	3A1853	2	Bushing	*
16	3A1933	2	Screw	*
17	3A1862	2	Wear Plate	*
18	3A6386	2	Brake Shoe Assembly	*
	3A6899	1	Brake Lining	*
	3A1869	AR	Bushing	*
19	3A1921	2	Nut	*
	3A1926	2	Lockwasher	*
20	3A1866	1	Brake Release Spring	*
21	3A1852	2	Bushing - Brake Shoe	*
22	3A1854	2	Anchor Pin	*
23	3A1929	2	Cotter Pin	*
24	3A1851	1	Anchor Pin Plate	*
25		1	Brake Drum (See Keysheet M1-2-81.0)	

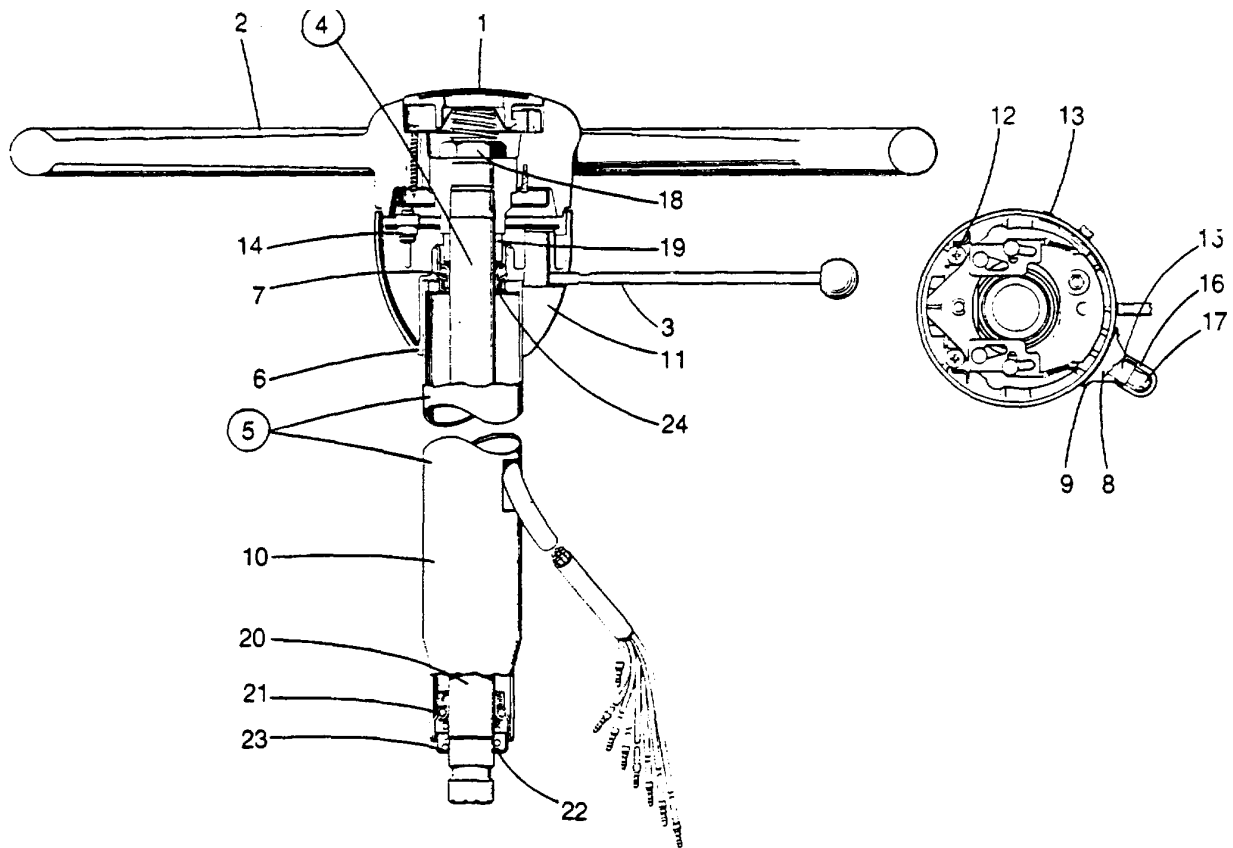
Front Suspension



REF.	PART NO.	QTY.	DESCRIPTION	FSCM No.
1	18A4290	1	Bogie Beam Assembly	36422
2	3A1271	4	Torque Rod Assembly	*
	3A1273	2	Nut	*
	1X1095	2	Cotter Pin, Extended Prong, Square Cut, 3/16" X 2-1/2"	20859
3	18A22	2	Equalizer Beam	36422
4	3A7206	4	Adaptor	*
5	3A3109	2	Bolt	*
	3A1273	2	Nut	*
	3A3111	4	Washer	*
6	3A9426	2	Bushing	*
7	3A1269	2	Bushing	*
8	AC4094	8	Rod	36422
	1X110	8	Nut, Hexagon, Low Carbon Steel, Rockwell C32, Nylon Insert UNF-3B, 7/8"	72968
		*	See Vendor Annex List For FSCM Number	



Steering Column Assembly



REF.	PART NO.	QTY.	DESCRIPTION	FSCM No.
1	12A1350	1	Horn Button Unit	36422
2	36A791	1	Steering Wheel	36422
3	12A3149	1	Turn Signal Lever	36422
4	1A3182	1	Steering Column Assembly	36422
5	3A1965	1	Jacket Tube Assembly	*
6	3A1832		Turn Signal Housing And Bearing	*
7	3A1956	1	Bearing	*
8	3A1940	1	Housing - Pilot Light	*
9	3A1941	1	Screw, Housing	*
10	3A1966	1	Jacket Tube W/Ring	*
	3A1935	1	Reinforcing Ring	*
	3A1937	2	Clamp Bolt	*
	3A1938	2	Washer	*
	3A1939	2	Locknut	*
11	3A1951	1	Directional Signal Switch Assembly	*
12	3A1952	2	Screw	*
13	3A1953	2	Screw	*
14	3A1954	1	Contact Roller Assembly	*
15	3A1962	1	Socket Assembly	*
16	3A1963	1	Cover	*
17	3A1961	1	Bulb	*
18	3A1955	1	Nut, Wheel	*

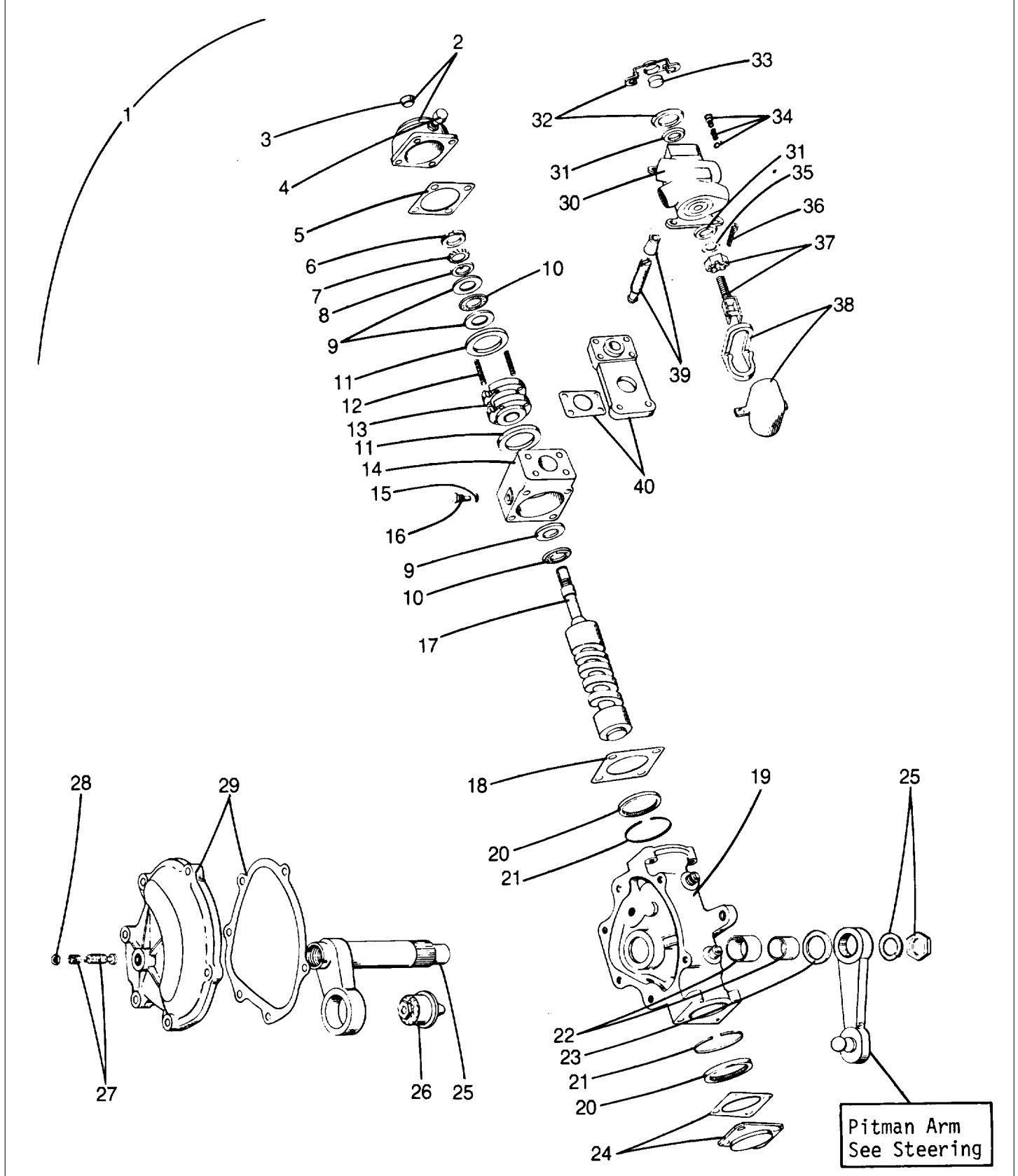
Parts List

R1083

Steering column Assembly - Continued				
REF.	PART NO.	QTY.	DESCRIPTION	FSCM No.
19	3A1960	1	Spacer	*
20	3A1964	1	Shaft	*
21	3A356	1	Bearing	*
22	3A1957	1	Dust Cap	*
23	3A1958	1	Spring	*
24	3A1959	2	Spring Seat	*
* See Vendor Annex List For FSCFM No.				

Parts List

Steering Gear



Parts List

Steering Gear - Continued

REF.	PART NO.	QTY.	DESCRIPTION	FSCM No.
1	1A3181	1	Steering Gear And Valve	36422
2	3A1805	1	Cover And Seal	*
3	3A282	1	Seal	*
4	3A1807	1	Vent Plug	*
5	3A290	1	Gasket	*
6	3A359	1	Locknut	*
7	3A1826	1	Lockwasher	*
8	3A1827	1	Tongued Washer	*
9	3A276	3	Thrust Washer	*
10	3A292	2	Thrust Bearing	*
11	3A1822	2	Centering Washer	*
12	3A2905	4	Spring	*
13	3A1818	1	Actuator	*
14	3A2906	1	Actuator Housing	*
15	3A1824	1	Washer	*
16	3A1823	1	Screw	*
17	3A2907	1	Cam	*
18	3A290	1	Gasket	*
19	3A1789	1	Housing W/Bushing	*
20	3A293	2	Cam Bearing	*
21	3A1793	2	Retaining Ring	*
22	3A355	2	Bushing	*
23	3A277	1	Seal	*
24	3A2066	1	Cover	*
	3A288	1	Gasket	*
25	3A2908	1	Lever Shaft Assembly	*
	3A1798	1	Nut	*
	IX35	1	Spring Lockwasher, Medium Series, Carbon Steel, Natural, 1-1/8"	20859
26	3A291	1	Bearing Assembly	*
	3A1797	1	Nut	*
	3A1796	1	Washer	*
27	3A1799	1	Adjusting Screw	*
	3A1800	1	Retainer	*
28	3A1801	1	Locknut	*
29	3A1802	1	Cover	*
	3A1803	1	Gasket	*
30	3A2911	1	Valve Assembly	*
	3A351	1	Spring (Internal)	*
31	3A280	2	Seal	*
32	3A2912	1	Cover And Seal	*
	3A2915	1	Seal	*
	3A2914	1	Retainer	*
33	3A2913	1	Seal	*
34	3A2918	1	Plug	*
	3A2919	1	Spring	*
	3A1809	1	Ball	*
35	3A2920	1	Lockwasher	*
36	IX1081	1	Cotter Pin, Extended Prong, Square Cut, 1/16" X 1"	20859
37	3A2922	1	Clevis	*
	3A2921	1	Nut	*
38	3A2925	1	Cover	*
	3A2927	1	Seal	*

Parts List

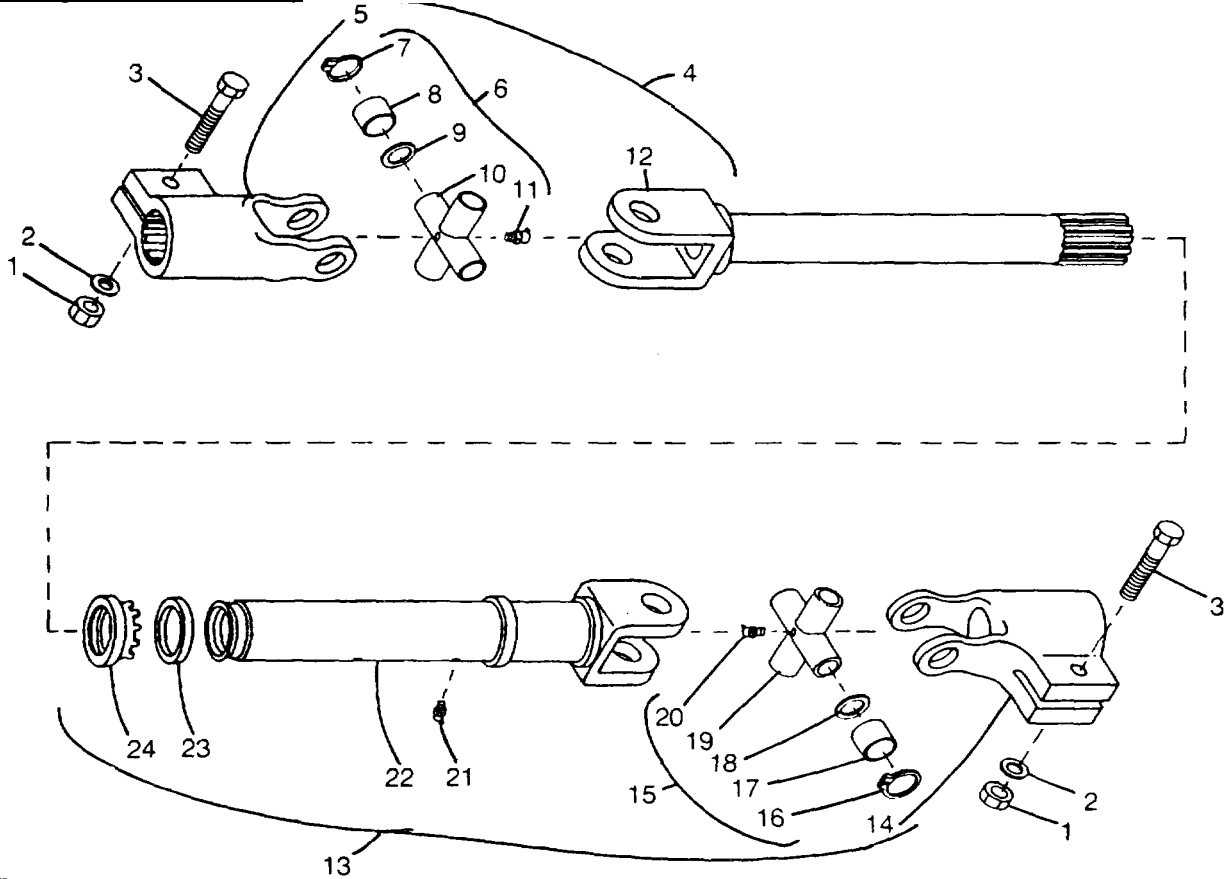
Steering Gear - Continued

REF.	PART NO.	QTY.	DESCRIPTION	FSCM No.
39	3A2926	1	Lever	*
	3A2923	1	Seal	*
40	3A2928	1	Mounting Bracket	*
	3A2924	1	Gasket	*
			* See Vendor Annex List For FSCFM No.	

Parts List

R284

Power Steering "U" Joint Assembly



REF.	PART NO.	QTY.	DESCRIPTION	FSCM No.
	18A1365	1	Double "U" Joint Assembly	36422
1	1X167	2	Nut Finished, Hexagon, American Standard Fine Thread, Carbon Steel, 3/8"	90483
2	1X28	2	Spring Lockwasher, Medium Series, Carbon Steel, Natural, 3/8"	20859
3	1X208	2	Capscrew, Hex Head, UNF, 3/8" X 1-3/4"	90483
4	3A3020	1	Spline Plug Yoke Assembly	*
5	3A3019	1	Clamp	*
6	3A3014	1	Center Parts Kits	*
7	3A3013	4	Snap Ring	*
8	Ref.	4	Bushing (Not Sold Separate)	
9	3A3012	4	Cork Washer	*
10	Ref.	1	Center Cross (Not Sold Separate)	
11	1X812	1	Grease Fitting, 600, Steel, Bright Zinc Plated, Ball Check At Top, 1/8"	78385
12	3A3017	1	Yoke Spline Plug	*
13	3A3021	1	Slip Yoke Assembly	*
14	3A3019	1	Clamp	*
15	3A3014	1	Center Parts Kit	*
16	3A3013	4	Snap Ring	*
17	Ref.	4	Bushing (Not Sold Separate)	

Parts List

R284

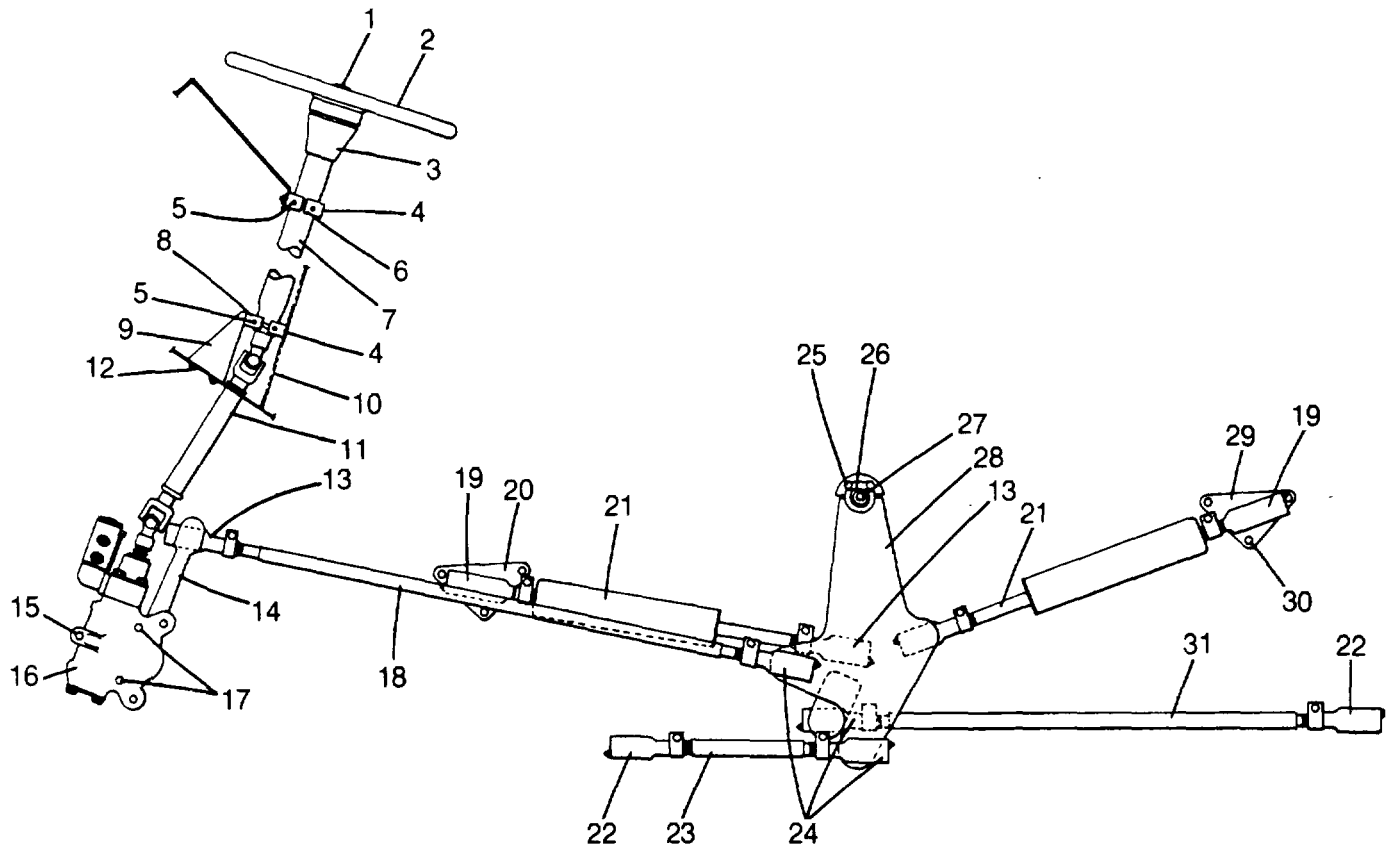
Power Steering "U" Joint Assembly - Continued

REF.	PART NO.	QTY.	DESCRIPTION	FSCM No.
18	3A3012	4	Cork Washer	*
19	Ref.	1	Center Cross (Not Sold Separate)	
20	1X816	1	Grease Fitting, 600, Steel, Bright Zinc Plated, Ball Check At Top, 1/8"	78385
21	3A11567	1	Grease Fitting	*
22	3A3018	1	Slip Yoke	*
23	3A3016	1	Felt Washer	*
24	3A3015	1	Dust Cap	*
*See Vendor Annex List For FSCFM No.				
<b>M1-5-8.0 (2 Of 2)</b>				

Parts List

M1-6-18.0

Steering Geometry



N206-D

REF.	PART NO.	QTY.	DESCRIPTION	FSCM No.
1	12A1350	1	Horn Button Unit	36422
2	36A791	1	Steering Wheel	36422
3	12A1349	1	Turn Signal Lever Unit	36422
4	1X3375	4	Capscrew, Hex Head, UNC Class 2A-Grade 5, 3/8" X 4"	90483
	1X3809	4	Locknut, Hexagon, Low Carbon Steel, Zinc Plated, Rockwell C32,Nylon Insert, UNC-3B, 3/8"	72968
5	1X1430	6	Machine Screw, Round Head, Carbon Steel ASTM A307, Zinc Plated, 1/4" X 3/8"	90483
	1X2	6	Plain Washer, Hot Rolled, Mild Steel, Zinc Plated, 3/8"	86157
6	18A3332	1	Clamp	36422
7	1A3182	1	Steering Column, See Keysheet M1-5-5.0	36422
8	18A1688	1	Clamp	36422
9	22A2017	1	Bracket	36422
10	22A2016	1	Cover	36422
11	18A1365	1	Joint Assembly, Double Universal, See M1-5-8.0	36422
12	1X3819	4	Capscrew, Hex Head, UNC Class 2A - Grade 5, 1/4" X 5/8"	90483
	1X5079	4	Locknut, Hexagon, Low Carbon Steel, Zinc Plated, Rockwell C32, Nylon Insert, UNC-3B, 1/4"	72968
13	AC3752	3	Ball Socket Assembly	36422
	1X1096	3	Cotter Pin, Extended Prong, Square Cut, 3/16" X 3"	20859
	1X1800	3	Grease Fitting, 1/8", 900,Steel,Bright Zinc Plated, Ball	78385



## Parts List

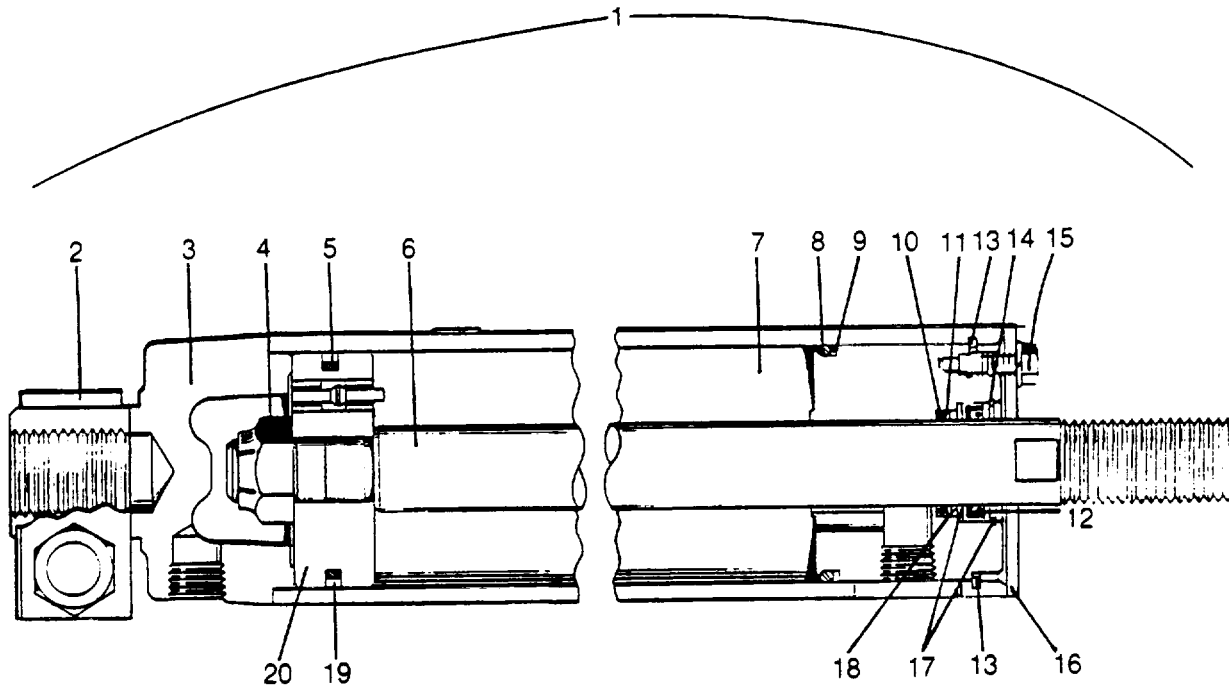
## Steering Geometry - Continued

REF.	PART NO.	QTY.	DESCRIPTION	FSCM No.
14	1A3539	1	Check At Top	36422
15	1X3883	1	Pitman Arm Assembly	72968
16	1A3181	1	Locking Capscrew, Hex Head, UNC Class 2A - Grade 5, 5/8" X 2"	36422
17	1X5167	2	Steering Gear, See M1-5-6.0	72968
18	22A2014	1	Locking Capscrew, Hex Head, UNC Class 2A-Grade 5, 5/8" X 1-3/4"	36422
19	AC4199	2	Drag Link	36422
	1X1096	2	Ball Socket Assembly	20859
	1X1800	2	Cotter Pin, Extended Prong, Square Cut, 3/16" X 3"	78385
20	AC3753	1	Grease Fitting, 1/8", 90°, Steel, Bright Zinc Plated, Ball Check At Top	36422
21	18A4455	2	Bracket And Ball Frame Assembly	36422
22	AC4121	2	Steering Cylinder, See M1-7-14.0	36422
	1X1099	2	Ball Socket Assembly	20859
	1X1800	2	Cotter Pin, Extended Prong, Square Cut, 1/4" X 2-1/4"	78385
23	22A2013	1	Grease Fitting, 1/8", 90°, Steel, Bright Zinc Plated, Ball Check At Top	36422
24	36A1225	3	Drag Link	36422
	1X1096	3	Ball Socket	20859
	1X1800	3	Cotter Pin, Extended Prong, Square Cut, 3/16" X 3"	78385
	36A1357	3	Grease Fitting, 1/8", 900, Steel, Bright Zinc Plated, Ball Check At Top	36422
25	8A151	2	Clamp Assembly	36422
26	18A3107	1	Capscrew	36422
	18A3106	1	Pin	36422
	1X4476	2	Spacer	80657
27	1X812	1	Needle Roller Bearing, Drawn Cup, AFBMA Type NIB, Rollers- High Carbon Chromium Steel, Cup-Low Carbon Steel, Loading End Not To Be Carbonized	78385
28	22A2026	1	Grease Fitting, 1/8", -27 Dryseal, PTF-SAE Short	36422
29	AC3753	1	Idler Arm Assembly	36422
30	18A2956	6	Bracket And Ball Frame Assembly	36422
	1X4987	6	Capscrew	72968
		6	Locknut, Nylon Insert, High Tensile, Medium Carbon Steel, Rockwell C25-34, UNC-3B, 1/2"	
31	22A2012	1	Drag Link	
<b>M1-6-18.0 (2 OF 2)</b>				

**Parts List**  
12' Steering Cylinder

R1083

M1-7-14.0



LA776-A

REF.	PART NO.	QTY.	DESCRIPTION	FSCM No.
1	18A4455	1	Cylinder Assembly	36422
2	3A1725	1	Clamp Assembly	*
3	3A8311	1	Head	*
4	1X109	1	Locknut, Hexagon, Low Carbon Steel, Rockwell C32	72968
			Nylon Insert, UNF-3B, 3/4"	*
5	3A5713**	1	"O"-Ring	*
6	3A8314	1	Piston Rod	*
7	3A5717	1	Gland Assembly	*
8	3A281**	1	"O"-Ring	*
9	3A352**	1	Back-Up Ring	*
10	3A280**	2	"O"-Ring	*
11	3A5712**	1	Back-Up Ring	*
12	3A283**	1	Seal	*
13	3A984	1	Retaining Ring	*
14	3A5714	1	Retainer	*
15	3A1726	4	Capscrew	*
16	3A1724	1	End Cover	*
17	3A358	2	Washer	*
18	3A5711	1	Washer	*
19	3A5718**	1	Piston Ring	*
20	3A5715	1	Piston	*

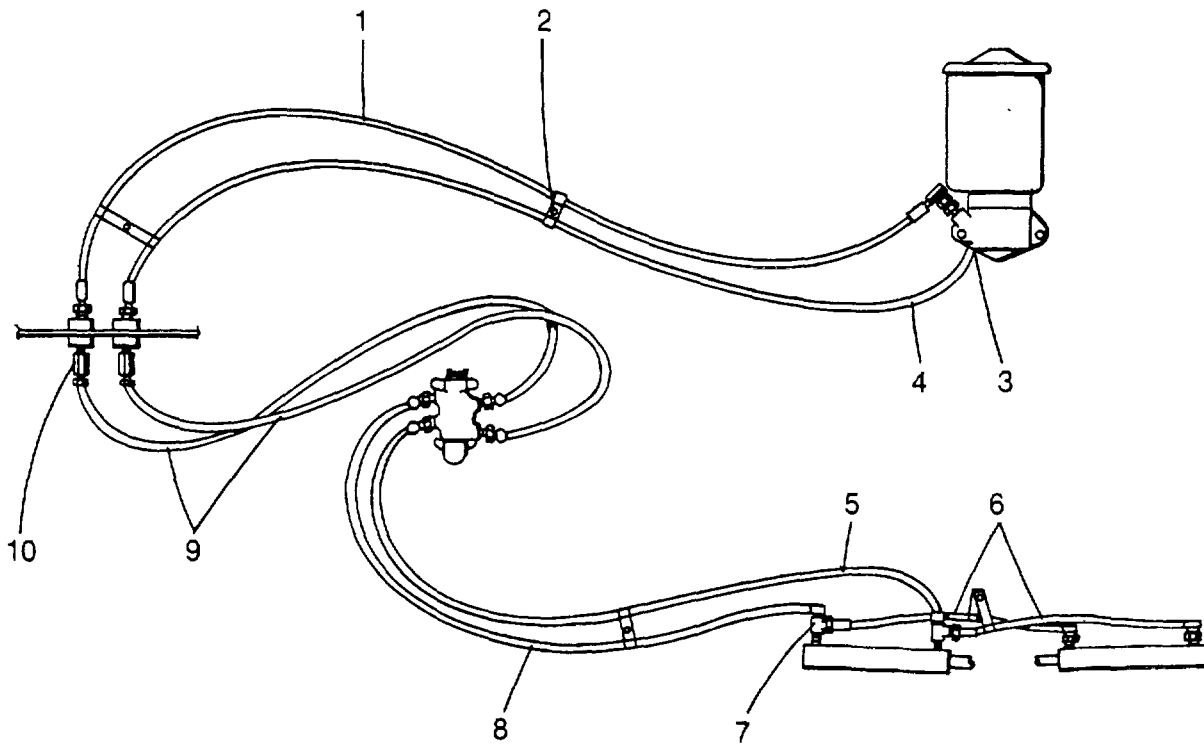
**Parts List**

R1083

12' Steering Cylinder - Continued

REF.	PART NO.	QTY.	DESCRIPTION	FSCM No.
	3A8312	1	<p>Piston Assembly Kit, Consisting Of Items #4,5,6,19 &amp; 20</p> <p>* See Vendor Annex List For FSCM No.</p> <p>** All Items Included In Seal Kit 3X141.</p> <p style="text-align: center;"><b>M1-7-14.0 (2 Of 2)</b></p>	<p>*</p> <p>36422</p>

**Parts List**  
Power Steering Hoses

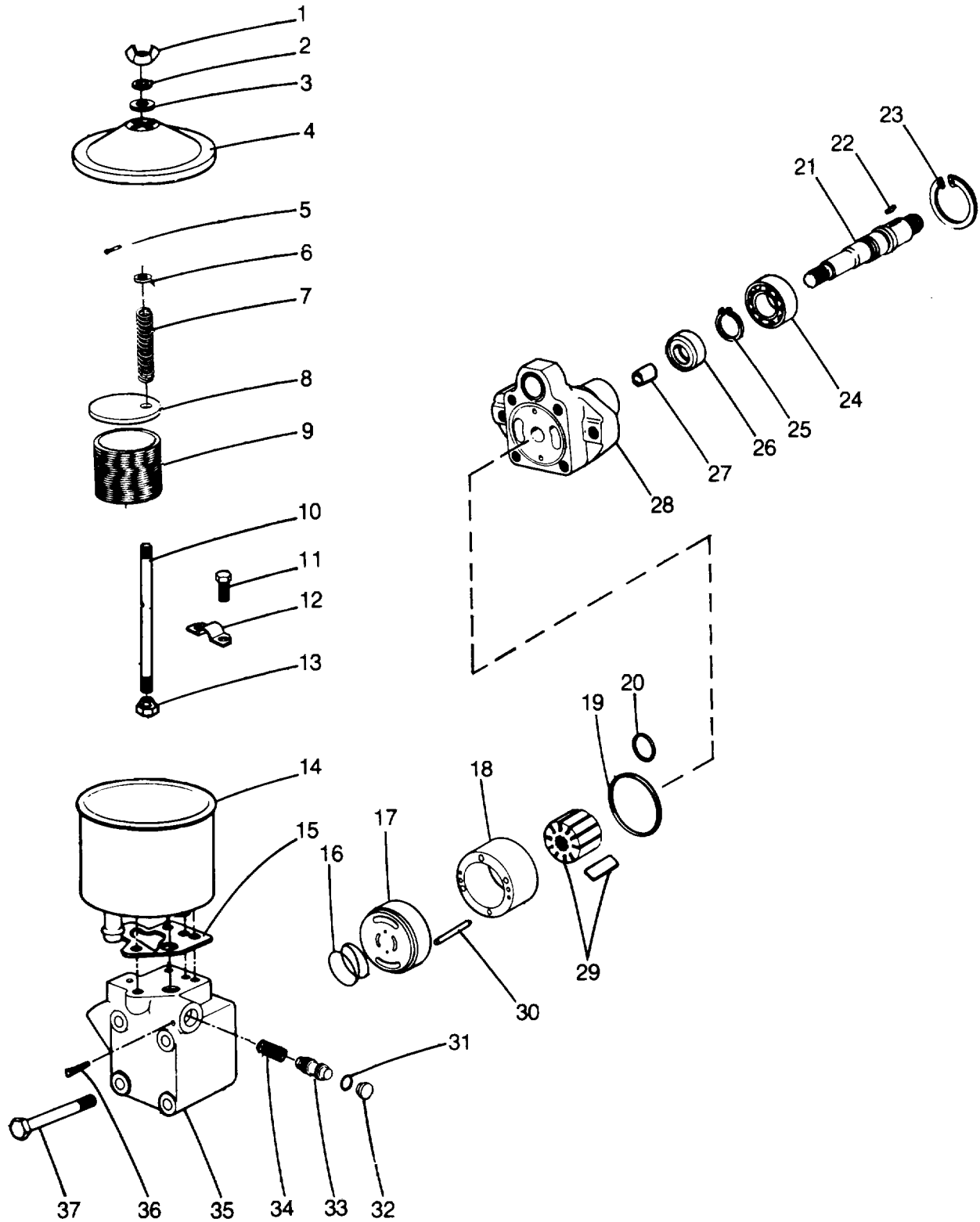


N66-B

REF.	PART NO.	QTY.	DESCRIPTION	FSCM No.
1	19A1113	1	Hose Assembly	36422
2	1J484	8	Tube Clamp	36422
	1X4705	4	Locking Capscrew, Hex Head, UNC Class 2A - Grade 5, 1/4" X 1/2"	72968
3	18A2838	1	Clamp	36422
4	22A873	1	Hose Assembly	36422
5	18A4471	1	Hose Assembly	36422
6	18A4469	2	Hose Assembly	36422
7	36A488	2	Tee	36422
8	18A4470	1	Hose Assembly	36422
9	19A397	2	Hose Assembly	36422
10	JR766	4	Adapter 36422	36422

M1-9-35.0 (1 Of 1 )

**Parts List**  
Power Steering Pump Assembly



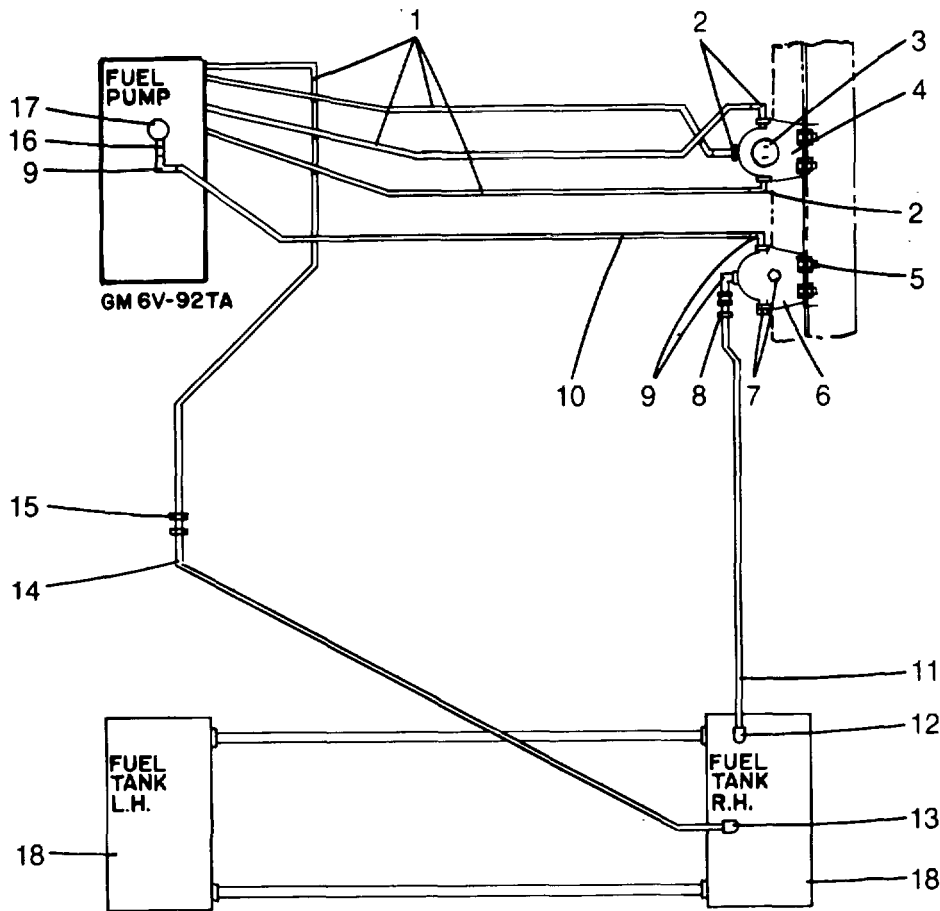
**Parts List**

Power Steering Pump Assembly - Continued

REF.	PART NO.	QTY.	DESCRIPTION	FSCM No.
	18A3433	1	Pump Assembly	36422
1	3A1531	1	Wing Nut	***
2	3A1533	1	Lockwasher	***
3	3A4850	1	Washer	***
4	3A4851	1	Cover	***
5	3A1536	1	Cotter Pin	***
6	3A1537	1	Washer	***
7	3A1538	1	Spring	***
8	3A1540	1	Retainer	***
9	3A952	1	Filter Element	***
10	3A1847	1	Stud	***
11	3A1542	1	Screw	***
12	3A1543	1	Baffle	***
13	3A1842	1	Nut	***
14	3A10049	1	Reservoir Kit W/Filter	***
15	3A968*	1	Gasket	***
16	3A1552	1	Spring	***
17	3A1553	1	Pressure Plate	***
18	3A954**	1	Ring	***
19	3A957*	1	"O" Ring	***
20	3A958*	1	"O" Ring	***
21	3A964	1	Shaft	***
22	3A1557	1	Key	***
23	3A965	1	Retaining Ring	***
24	3A963	1	Bearing	***
25	3A962	1	Retaining Ring	***
26	3A961*	1	Shaft Seal	***
27	3A960	1	Bearing	***
28	3A1555	1	Body	***
29	3A955**	1	Vane Kit (12 Vanes)	***
	3A956**	1	Rotor	***
30	3A1554	2	Pin	***
31	3A966*	1	"O" Ring	***
32	3A4853	1	Plug	***
33	3A1841	1	Control Valve	***
34	3A1549	1	Spring	***
35	3A4854	1	Cover	***
36	3A1546	1	Pin	***
37	3A1547	1	Screw	***
	*	1	Complete Seal Kit 3A951	***
	**	1	Complete Cartridge Kit 3A953	***
	***		See Vendor Annex List For FSCM No.	

Parts List  
Fuel Lines

M1-12-46.0



REF.	PART NO.	QTY.	DESCRIPTION	FSCM No.
1	18A4335	4	Hose Assembly	36422
2	JR895	3	Elbow	36422
3	8H1079	1	Pressure Switch	36422
	1H1834	1	Bushing	36422
4			Fuel, Filter, See M1-63-62.15	
5	1X3757	4	Capscrew, Hex Head, UNC Class 2A- Grade 5, 3/8" X 2"	90483
	1X3809	4	Locknut, Hexagon, Low Carbon Steel, Zinc Plated, Rockwell C32, Nylon Insert, UNC-3B, 3/8"	72968
6			Fuel Strainer, See M1-63-62.15	
7	1X4007	2	Pipe Plug, Hex Head, Forged Carbon Steel, NPT Threads, 3/8"	09505
8	AC1032	1	Connector	36422
9	1X1911	3	Street Elbow, 90°, Steel, 3/8"	09505
10	18A4336	1	Hose Assembly	36422
11	860030004	3	Aluminum Alloy Tubing, 3003-0, Drawn And Coiled, 1/2" O.D. X .035" (20 Ga.) Wall	11292
	810005005	3	Non-Metallic Flexible Conduit, Automotive, SAE, Spec. J562 For Fire Resistant Loom, 3/8" I.D.	79725
12	AC3676	1	Elbow	36422
13	AC4685	1	Elbow	36422
14	860030002	3	Aluminum Alloy Tubing, 3003-0, Drawn And Coiled, 3/8" O.D. X .035" (20 Ga.)Wall	11292

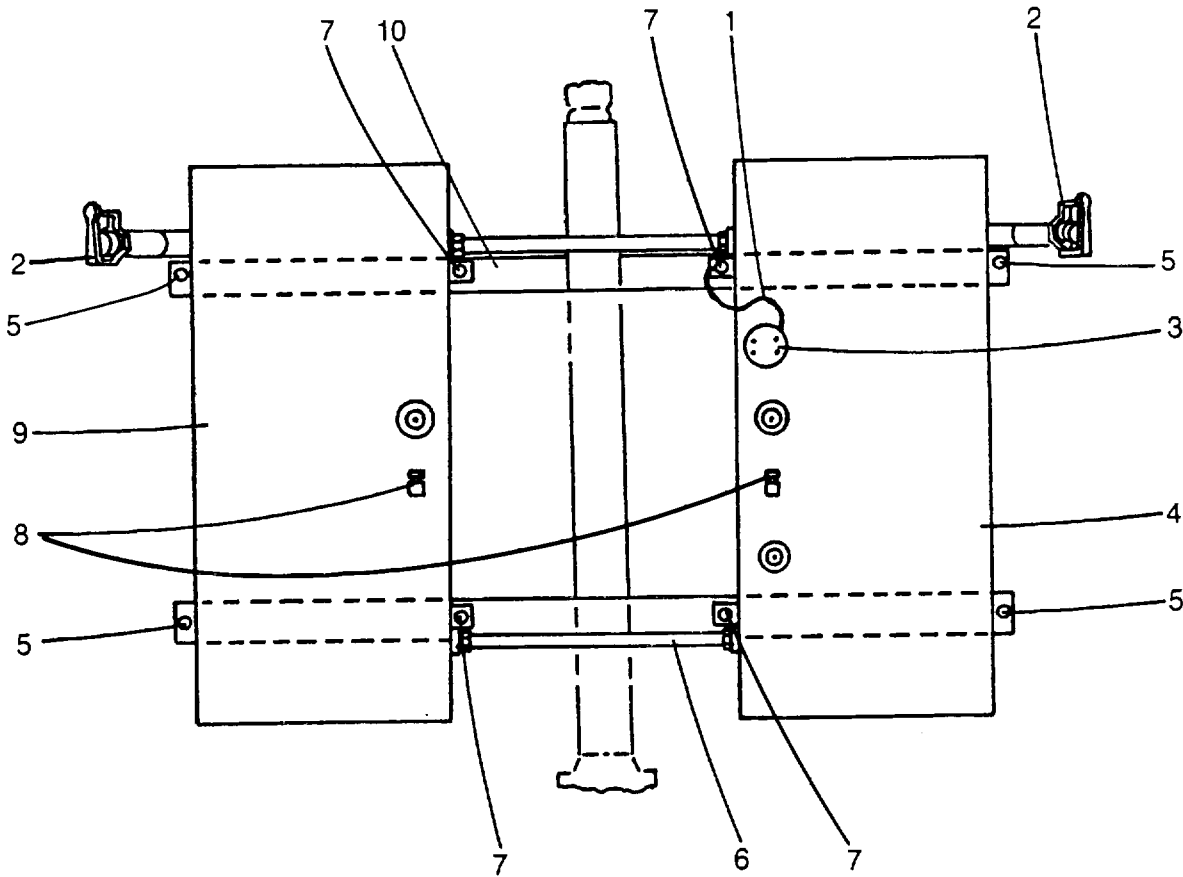
Parts List  
Fuel Lines - Continued

REF.	PART NO.	QTY.	DESCRIPTION	FSCM No.
	810005004	3	Non-Metallic Flexible Conduit, Automotive, SAE Spec. J562 For Fire Resistant Loom, 1/2" I.D.	79725
15	JB1126	1	Connector	36422
16	1X981	1	Threaded Pipe	36422
17			Fuel Pump, See M1-63-64.14	
18			Fuel Tanks, See M1-12-51.0	
<b>M1-12-46.0 (2 Of 2)</b>				



**Parts List**  
Fuel Tank Assembly

M1-12-51.0



NA374-A

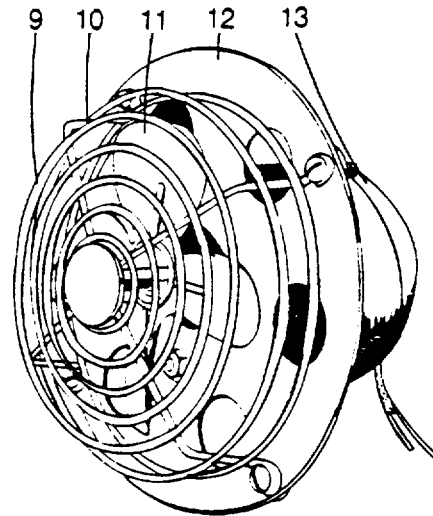
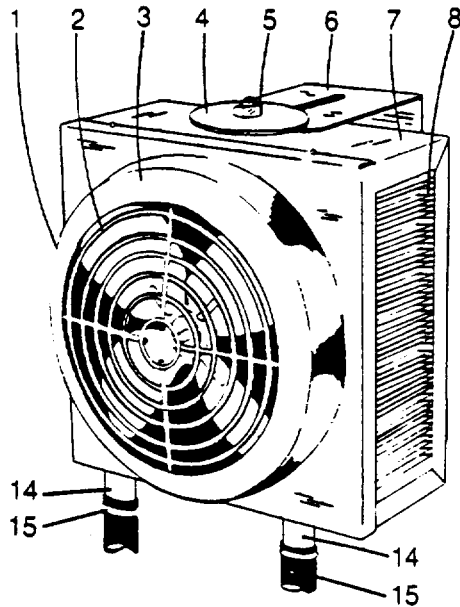
REF.	PART NO.	QTY.	DESCRIPTION	FSCM No.
1	28A1872	1	Wire Assembly	36422
2	18A3593	2	Fuel Tank Cap	36422
3	17H112	1	Fuel Sending Unit	36422
4	22A3014	1	Fuel Tank (Right Side)	36422
5	22A186	4	J-Bolt	36422
	1X3808	4	Locknut, Hexagon, Low Carbon Steel, Zinc Plated, Rockwell C32, Nylon Insert, UNC-3B, 1/2"	72968
6	22A423	2	Hose Assembly	36422
7	1X3302	4	Cap screw, Hex Head, UNC Class 2A - Grade 5, 1/2" X 1-1/2"	90483
	1X3808	4	Locknut, Hexagon, Low Carbon Steel, Zinc Plated, Rockwell C32, Nylon Insert, UNC-3B, 1/2"	72968
8	28A1826	2	Fuel Tank Vent	36422
	28A1827	2	Breather Vent	36422
9	22A2719	1	Fuel Tank (Left Side)	36422
10	22A191	2	Channel	36422

M1-12-51.0 (1 Of 1)

**Parts List**  
Heater And Defroster

R1083

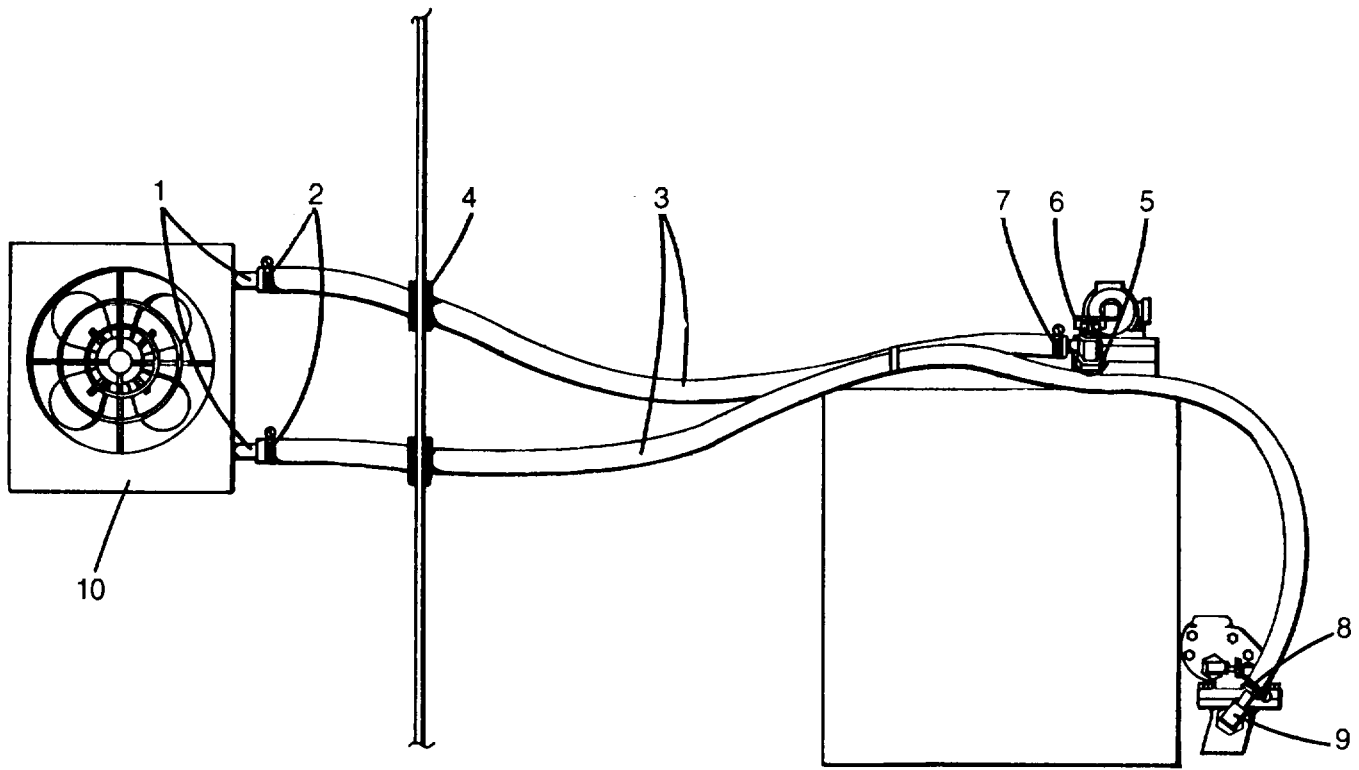
M1-16-0.0



REF.	PART NO.	QTY.	DESCRIPTION	FSCM No.
1	1R574	1	Heater Assembly, 12 Volt	36422
	3A12031	1	Motor	*
2	3A1993	1	Blade	*
3	3A12018	1	Top Housing	*
4	3A12025	2	Washer	*
5	3A1997	2	Nut	*
6	3A12021	1	Bracket	*
7	3A12019	1	Housing	*
8	3A12020	1	Core	*
9	AC4255	1	Defroster Assembly	36422
10	3A2001	1	Guard	*
11	3A1994	1	Blade	*
12	3A12524	1	Base Plate	*
13	3A1995	1	Motor	*
14	AC4259	2	Pipe	36422
15	18A2838	2	Hose Clamp	36422
<p>Note: For Continuation of Hoses, See MI-16-5.0</p> <p>*See Vendor Annex For FSCM No.</p>				
<b>M1-16-0.0 (1 Of 1)</b>				

**Parts List**  
Heater Hose, Lines And Fittings

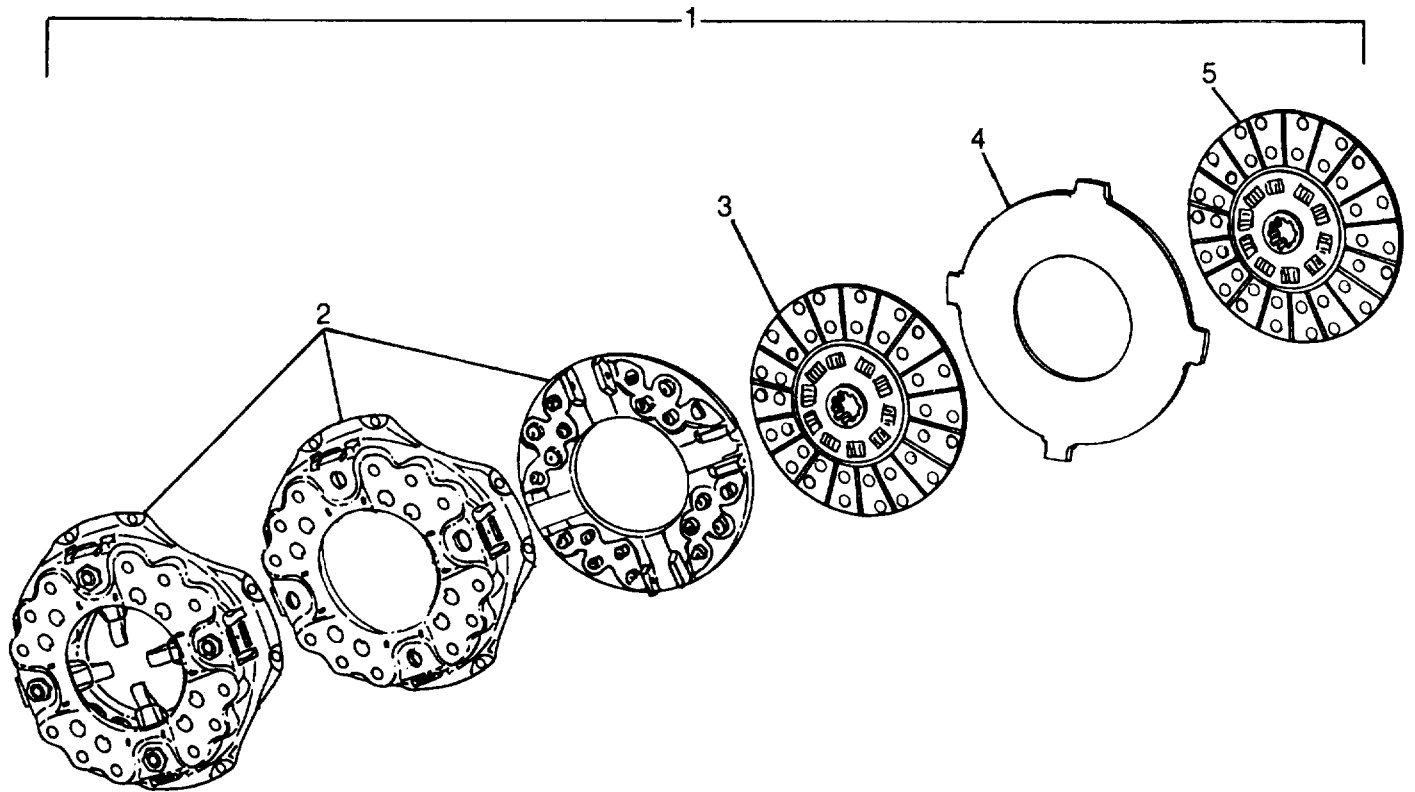
M1-16-5.0



REF.	PART NO.	QTY.	DESCRIPTION	FSCM No.
1	AC4259	1	Pipe	36422
2	18A2838	2	Hose Clamp	36422
3	822001003	1	Heater Hose Type P (EPDM) Black Color, Synthetic Yarns, 1 Ply, .625 I.D.	24161
4	18A1782	2	Grommet	36422
5	1X896	1	Pipe Reducer Bushing, Hex Head, Steel, 3/4" X 1/8"	09505
6	AC4257	1	Drain Cock	36422
7	18A2838	1	Hose Clamp	36422
8	AC4258	1	Nipple	36422
9	18A2838	1	Hose Clamp	36422
10			Heater Assembly, See M1-16-0.0	
<b>M1-16-5.0 (1 Of 1 )</b>				

**Parts List**  
Clutch Assembly

M1-17-20.0

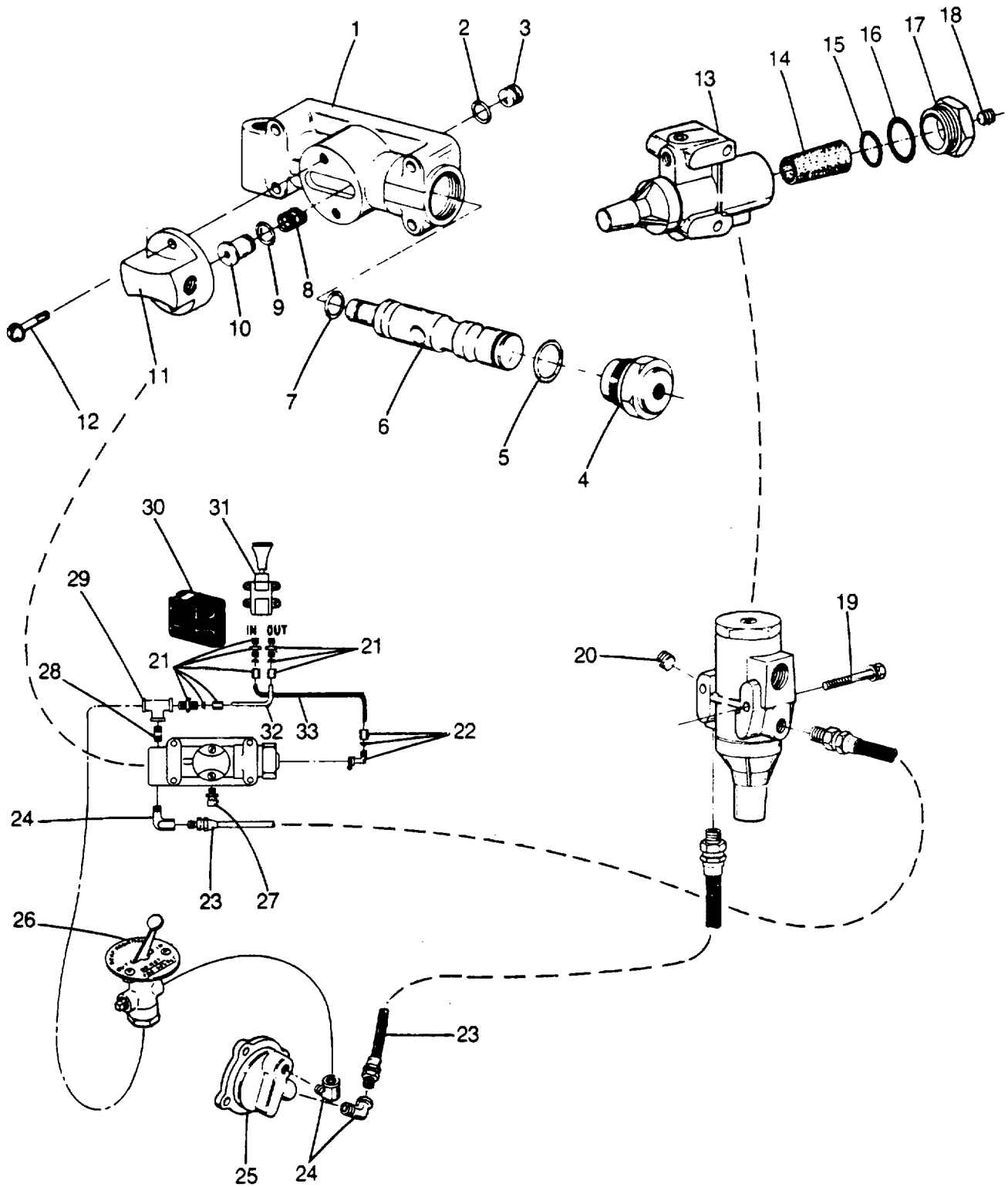


L666-A

REF.	PART NO.	QTY.	DESCRIPTION	FSCM No.
1	18A4288	1	Clutch	36422
2	3A7486	1	Cover Assembly	**
3	3A3071	1	Disc-Pressure Plate Side*	**
4	3A3055	1	Intermediary Disc	**
5	3A3072	1	Disc Flywheel Side*	**
		*	Use 3A9214 Facing Kit	**
		**	See Vendor Annex List for FSCM NO.	
<b>M1-17-20.0 (1 Of 1)</b>				

**Parts List**  
Air Valve & Regulator- Filter Assembly

M1-18-33.0



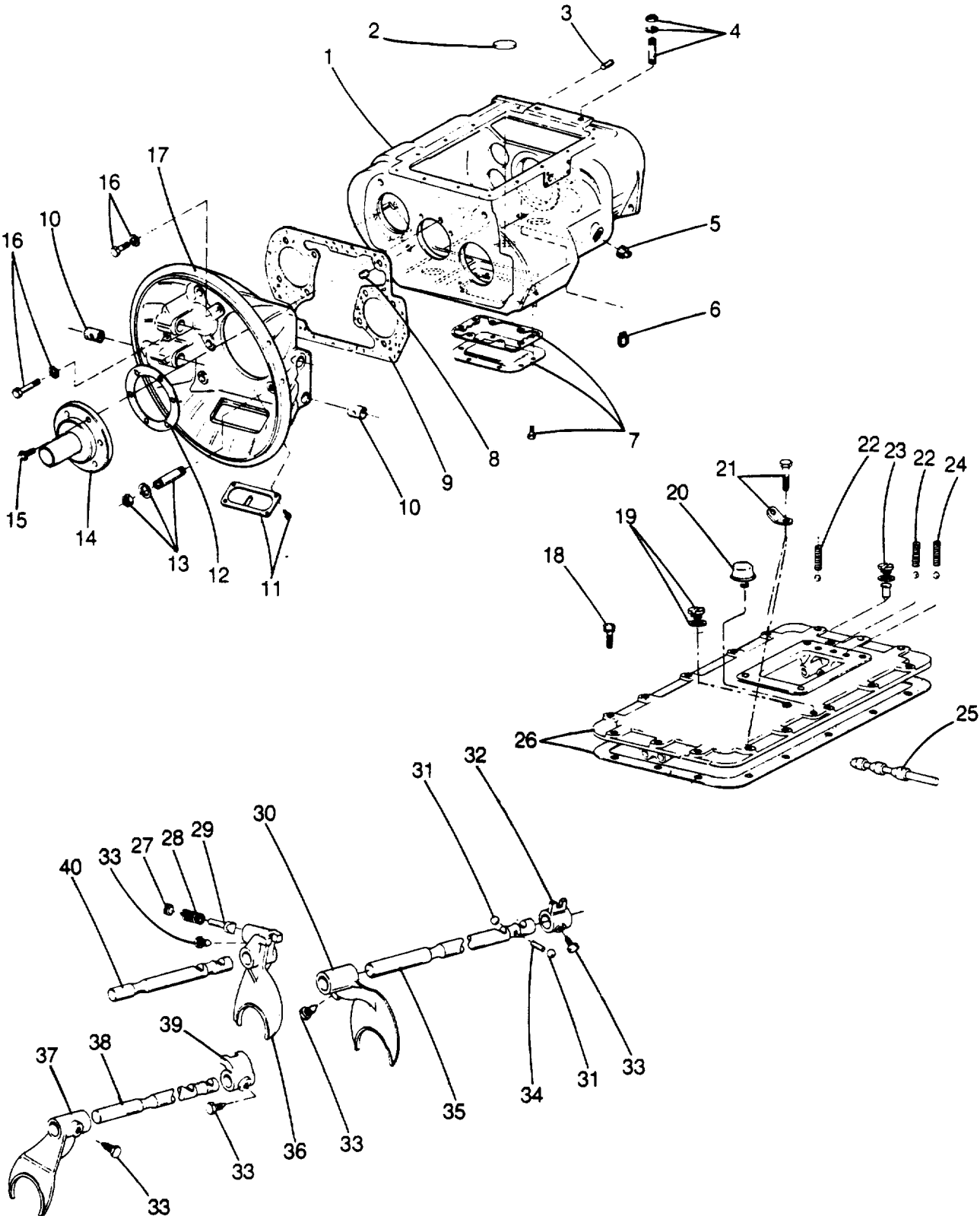
**Parts List**

Air Valve & Regulator- Filter Assembly - Continued

REF.	PART NO.	QTY.	DESCRIPTION	FSCM No.
	3A9576	1	Air Valve Assembly	*
1		1	Valve Housing (Ref. Only)	*
2	3A691	1	"O" Ring	*
3	3A695	1	Plug	*
4	3A693	1	Cap	*
5	3A690	1	"O" Ring	*
6	3A694	1	Piston	*
7	3A9577	1	"O" Ring	*
8	3A696	1	Spring	*
9	3A691	1	"O" Ring	*
10	3A697	1	Seal	*
11	3A5419	1	Cap	*
12	1X514	2	Capscrew, Hex Head, UNC-Class-2A, Grade 5, 1/4" X 1-1/4"	90483
	3A10249	1	Air Filter Assembly	*
13	3A10901	1	Body	*
14	3A10244	1	Element	*
15	3A10900	1	"O" Ring	*
16	3A10245	1	"O" Ring	*
17		1	Cap (Ref.) Only	
18	1X823	1	Pipe Plug, Hex Socket, Heat Treated Alloy Steel, 1/8"	09505
19	3A11010	1	Capscrew	*
20	1X823	1	Pipe Plug, Hex Socket, Heat Treated Alloy Steel, 1/8"	09505
			Air System	
21	3A715	3	Connector Assy.	*
22	3A738	1	Elbow Assy.*	
23	3A4573	2	Hose, 32"	*
24	3A835	3	Elbow	*
25		1	Cover (See M1-18-36.O)	
26	3A735	1	Shift Valve	*
27	3A844	1	Breather	*
28	1X953	1	Pipe Nipple, Standard Weight, Wrought Stee, NPT Threads, 1/8"	09505
29	1X873	1	Tee, Straight, Malleable Iron, NPT Theads, 1/8"	09505
30	3A8635	1	Boot	*
31	3A919	1	Range Valve	*
32	810002001	AR	Nylon Pressure Tubing, Medium Pressure Tubing, Extremely High Flex, And Vibration Life, Natural Color, 1/8" O.D. X 5/64" I.D.	06229
33	810001001	AR	Tubing, Nylon 11, Flexible, Low Pressure, Extremely Low Moisture Absorption, Black, 1/8" O.D. X 5/64" I.D.	06229

Parts List  
Main Transmission

M1-18-36.0



**Parts List**

Main Transmission - Continued

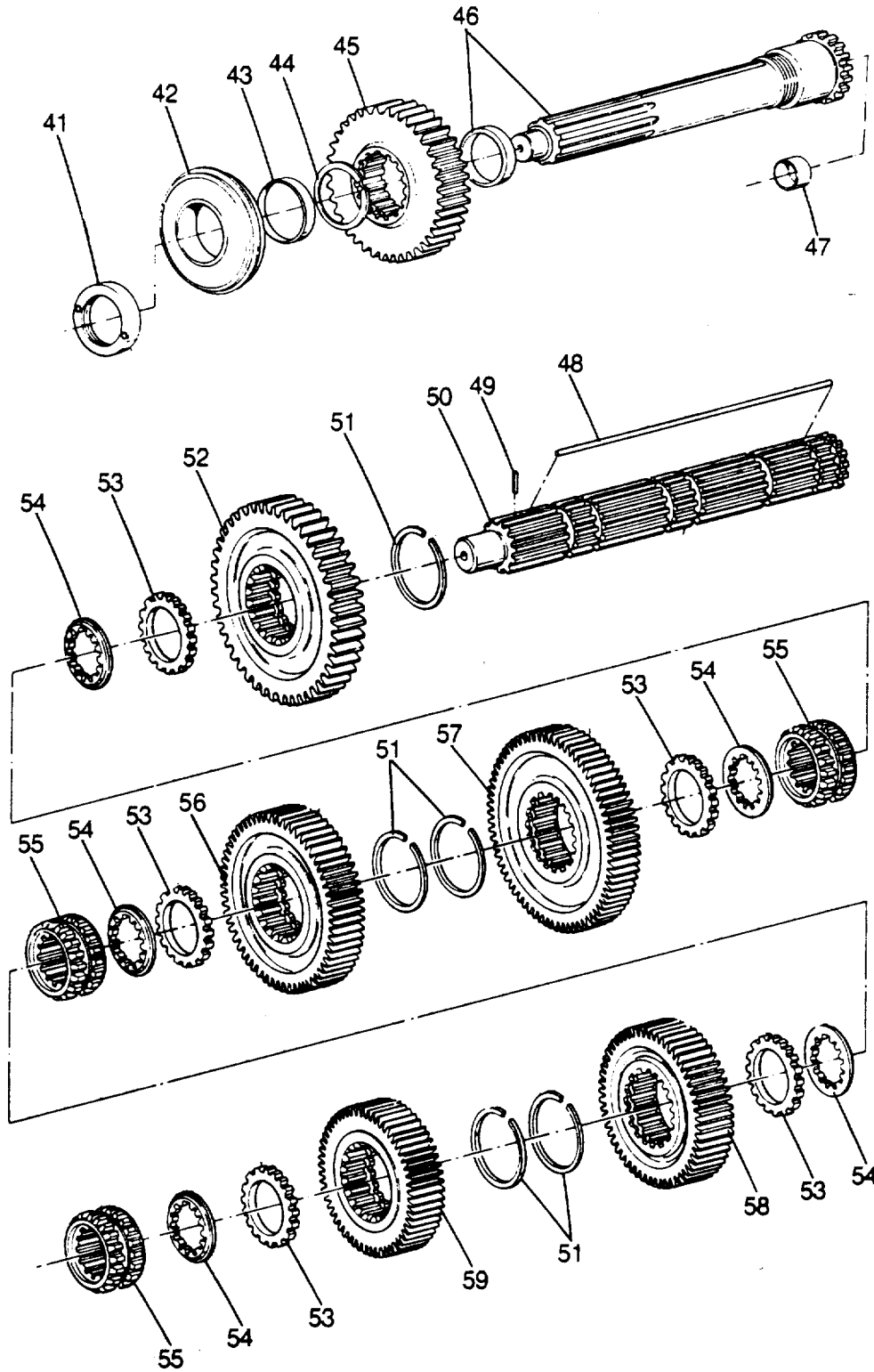
REF.	PART NO.	QTY.	DESCRIPTION	FSCM No.
	18A4730	1	Transmission Assembly	36422
			Main Housing Assy.	
1	3A5496	1	Transmission Case	*
2	3A761	3	Magnetic Disc	*
3	3A8635	2	Dowel Pin	*
4	3A784	2	Stud	*
	1X31	2	Spring Lockwasher, Medium Series, Carbon Steel, Natural, 5/8"	20859
	1X171	2	Finished Hexagon Nut, American Standard, Fine Thread, Carbon Steel, 5/8"	90483
5	1X832	1	Pipe Plug, Square Head, Steel, 1-1/4"	09505
6	BC596	1	Magnetic Plug	36422
7	3A5241	1	Cover	*
	3A5242	1	Gasket	*
	3A10899	8	Capscrew	*
8	1X829	1	Pipe Plug, Square Head, Steel, 1/2"	90505
9	3A725	1	Gasket	*
10	3A5506	2	Bushing	*
11	3A712	1	Hand Hole Cover	*
	3A10898	2	Capscrew	*
12	3A726	1	Gasket	
13	3A4549	6	Stud	*
	1X1647	6	Locknut, Hexagon, Low Carbon Steel, Rockwell C32, Nylon Insert, UNF-3B, 5/8"	72968
	1X21	6	Plain Washer, Hot Rolled Mild Steel, Zinc Plated, 5/8"	86157
14	3A709	1	Bearing Cover	*
15	1X530	4	Capscrew, Hex Head, UNC Class-2A-Grade 5, 3/8" X 1-1/4"	90483
	1X3599	2	Capscrew, Hex Head, UNC Class-2A-Grade 5, 3/8" X 1-1/4"	90483
	1X28	2	Spring Lockwasher, Medium Series, Carbon Steel, Natural, 3/8"	20859
16	1X3302	4	Capscrew, Hex Head, UNC Class-2A-Grade 5, 1/2" X 1-1/2"	90483
17	3A10896	1	Bell Housing	*
			Housing Cover Assy.	
18	1X530	16	Capscrew, Hex Head, UNC Class-2A-Grade 5, 3/8" X 1-1/4"	90483
19	3A7485	1	Plug	*
	3A6863	1	Gasket	*
20	3A757	1	Breather	*
21	3A682	2	Lifting Eye	*
	1X531	2	Capscrew, Hex Head, UNC Class-2A-Grade 5, 3/8" X 1-1/2"	90483
22	3A786	2	Spring	*
	AC421	2	Steel Ball	36422
23	3A2879	1	Gasket	*
	3A2878	1	Plug	*
	3A2877	1	Pin	*
24	3A786	1	Spring	*
	AC421	1	Steel Ball	36422
25	3A790	1	Air Valve Shaft	*

**M1-18-36.0 (2 Of 10)**



Parts List  
Main Transmission - Continued

M1-18-36.0

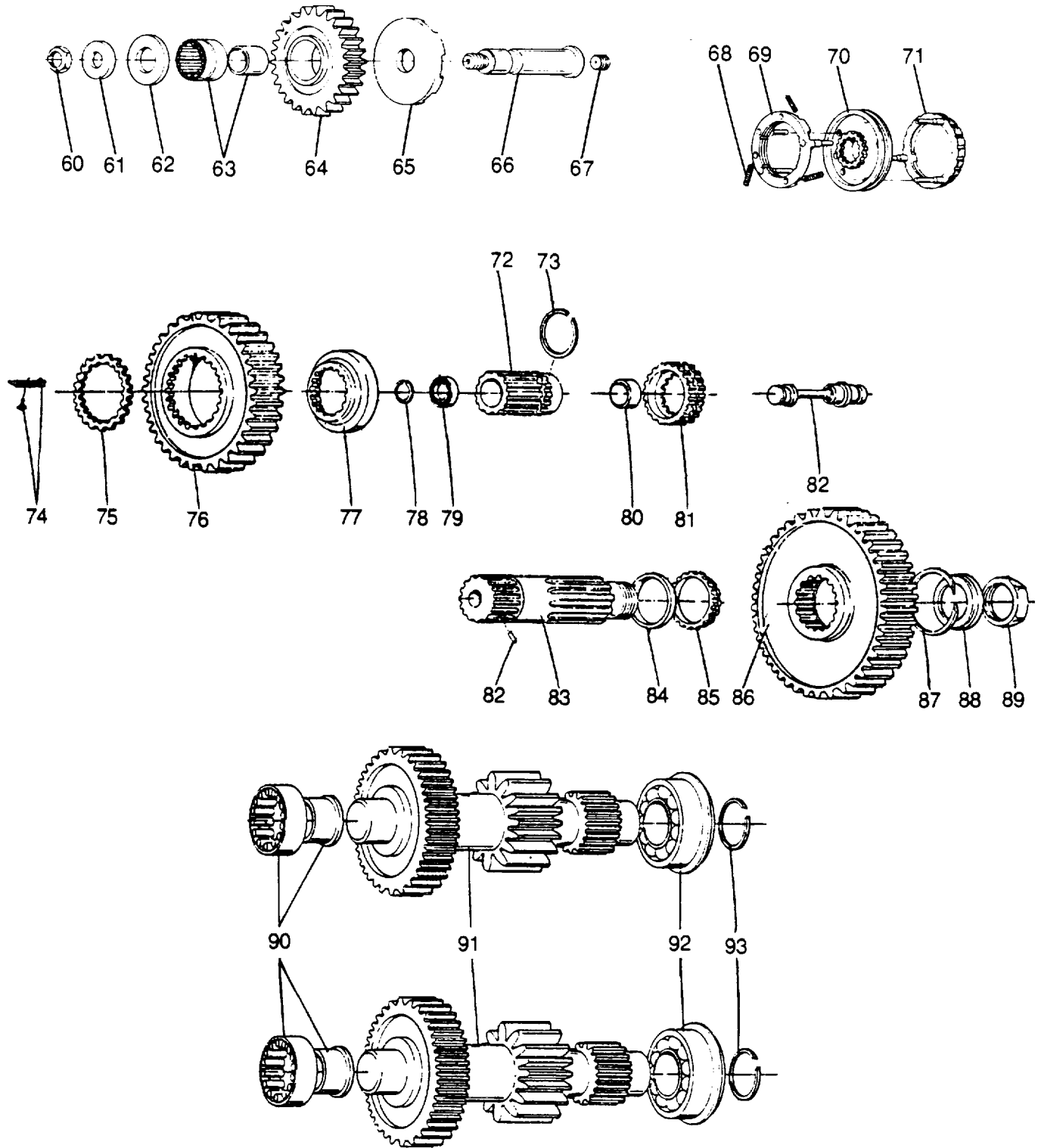


**Parts List**

Main Transmission - Continued

REF.	PART NO.	QTY.	DESCRIPTION	FSCM No.
26	3A9571	1	Shift Bar Cover	*
	3A928	1	Gasket	*
			Yoke And Bars	
27	3A781	1	Plug	*
28	3A717	1	Spring	*
29	3A782	1	Plunger	*
30	3A5512	1	Shift Yoke (2nd Speed)	*
31	JC1785	2	Steel Ball	36422
32	3A791	1	Shift Block (2nd Speed)	*
33	3A742	5	Lockscrew	*
34	3A934	1	Pin	*
35	3A5511	1	Yoke Bar (2nd Speed)	*
36	3A5510	1	Shift Yoke (Reverse)	*
37	3A5513	1	Shift Yoke (Direct)	*
38	3A5514	1	Yoke Bar (Direct)	*
39	3A792	1	Shift Block (Direct)	*
40	3A5509	1	Yoke Bar (Reverse)	*
			Drive Gear Assembly	
41	3A764	1	Nut *	
42	3A769	1	Bearing	*
43	3A5542	1	Spacer	*
44	3A5535	1	Snap Ring	*
45	3A10882	1	Gear (Main Drive)	*
46	3A10881	1	Input Shaft	*
	3A10880	1	Sleeve	*
47	3A4550	1	Bushing	*
			Mainshaft Assembly	
48	3A5245	1	Key	*
49	3A4553	1	Roll Pin	*
50	3A5539	1	Mainshaft	*
51	3A5535	5	Snap Ring	*
52	3A5538	1	Gear (Reverse)	*
53	3A5532	5	Spacer	*
54	3A5526	5	Washer	*
55	3A5525	3	Sliding Clutch	*
56	3A10884	1	Gear (2nd)	*
57	3A10883	1	Gear (1st)	*
58	3A10885	1	Gear (3rd)	*
59	3A10886	1	Gear (O/D)	*
			Reverse Idler Gear Assembly	
60	3A885	2	Nut	*
61	3A723	2	Idler Plate	*
62	3A722	2	Washer	*
63	3A925	2	Bearing	*
64	3A5548	2	Idler Gear	*
65	3A10877	2	Washer	*
66	3A4545	2	Idler Shaft	*
67	3A922	2	Plug	*
			Synchronizer Assembly	
68	3A884	3	Spring	*
69	3A6118	1	Synchronizer (Low)	*
70	3A5558	1	Sliding Clutch	*
71	3A887	1	Synchronizer (High)	*
			<b>M1-18-36.0 (4 Of 10)</b>	

Parts List  
Main Transmission - Continued



Parts List

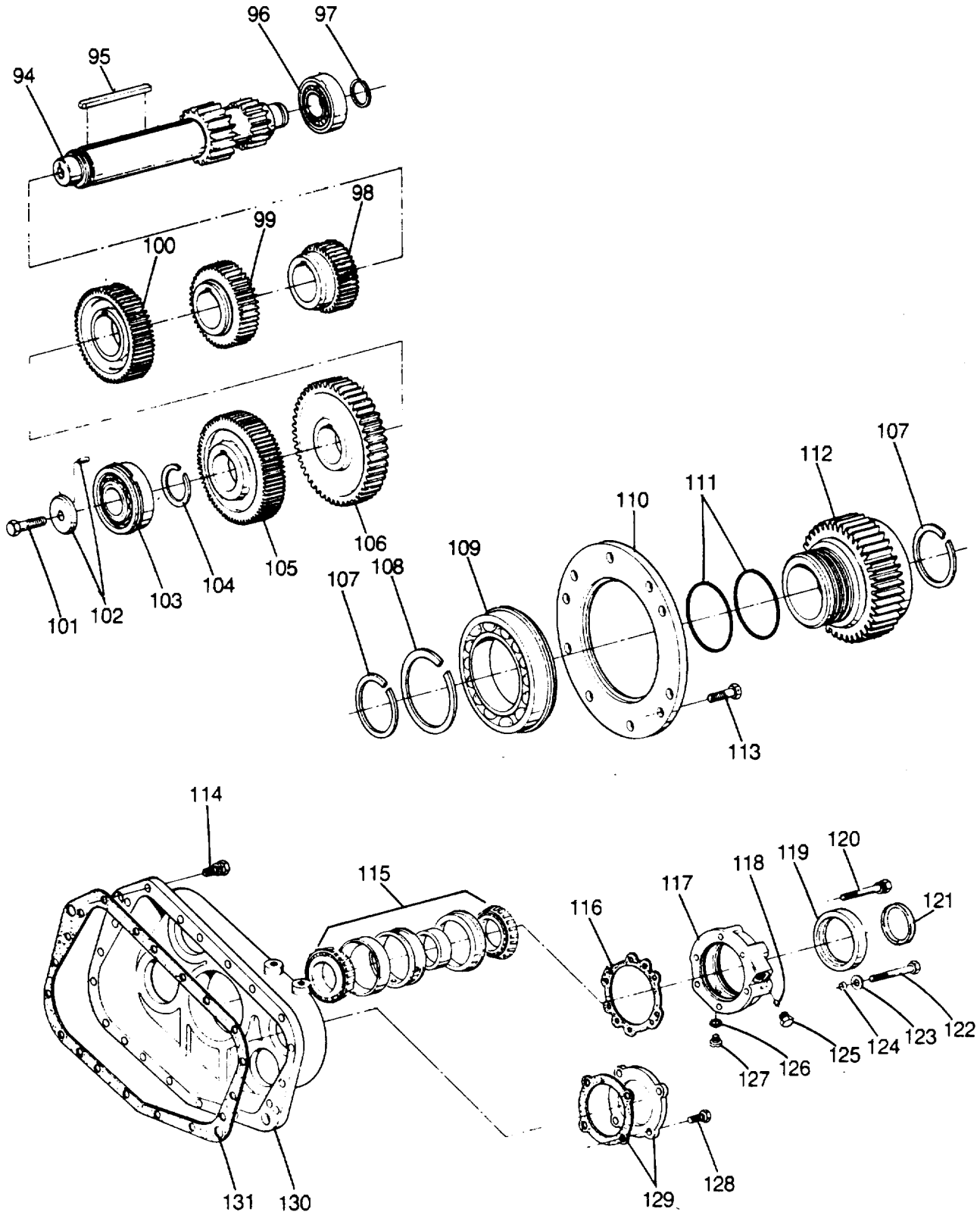
Main Transmission - Continued

REF.	PART NO.	QTY.	DESCRIPTION	FSCM No.
			Reduction Gear & Output Shaft Assembly	
72	3A5562	1	Mainshaft	*
73	3A8637	1	Snap Ring	*
74	3A889	1	Pin	*
	3A887	1	Key	*
75	3A5575	1	Washer	*
76	3A10867	1	Gear (Low)	*
77	3A5579	1	Coupler (Mainshaft)	*
78	3A810	1	Snap Ring	*
79	CM31	1	Bearing	36422
80	3A4555	1	Bushing	*
81	3A10868	1	Sliding Clutch	*
82	3A871	1	Quill & Pin	*
83	3A10869	1	Mainshaft	*
84	3A6131	1	Washer	*
85	3A4566	1	Spacer	*
86	3A10870	1	Gear (Reduction)	*
87	3A855	1	Snap Ring	*
88	3A4567	1	Washer	*
89	3A891	1	Nut	*
			Auxiliary Countershaft Assembly	
90	3A638	2	Bearing	*
91	3A10866	2	Countershaft Assembly	*
92	3A916	2	Bearing	*
93	3A4571	2	Snap Ring	*
			Countershaft Assy.	
94	3A10889	2	Countershaft Assy.	*
95	3A8707	2	Key	*
96	3A740	2	Bearing	*
97	3A727	2	Snap Ring	*
98	3A10890	2	Gear (2nd)	*
99	3A10891	2	Gear (3rd)	*
100	3A10892	2	Gear (O/D)	*
101	3A8706	2	Capscrew	*
102	3A10888	2	Retainer	*
	3A6077	2	Rollpin	*
103	3A10887	2	Bearing	*
104	3A8703	2	Snap Ring	*
105	3A10893	2	Gear (Drive)	*
106	3A10894	1	Gear (PTO) Right Side	*
	3A10780	1	Spacer - Left Side	*
			Aux. Drive Gear	
107	3A5549	2	Snap Ring	*
108	3A5550	1	Snap Ring	*
109	3A5546	1	Bearing	*
110	3A5547	1	Retainer	*
111	3A10878	2	"O" Ring	*
112	3A10879	1	Gear (Drive)	*
113	3A2871	6	Capscrew	*
			Rear Housing Assy.	
114	1X531	9	Capscrew, Hex Head, UNC Class-2A-Grade 5, 3/8" X 1-1/2"	90483
			<b>M1-18-36.0 (6 Of 10)</b>	

Parts List  
Main Transmission - Continued

M1-18-36.0

TM 10-3950-263-14&P-3



Parts List

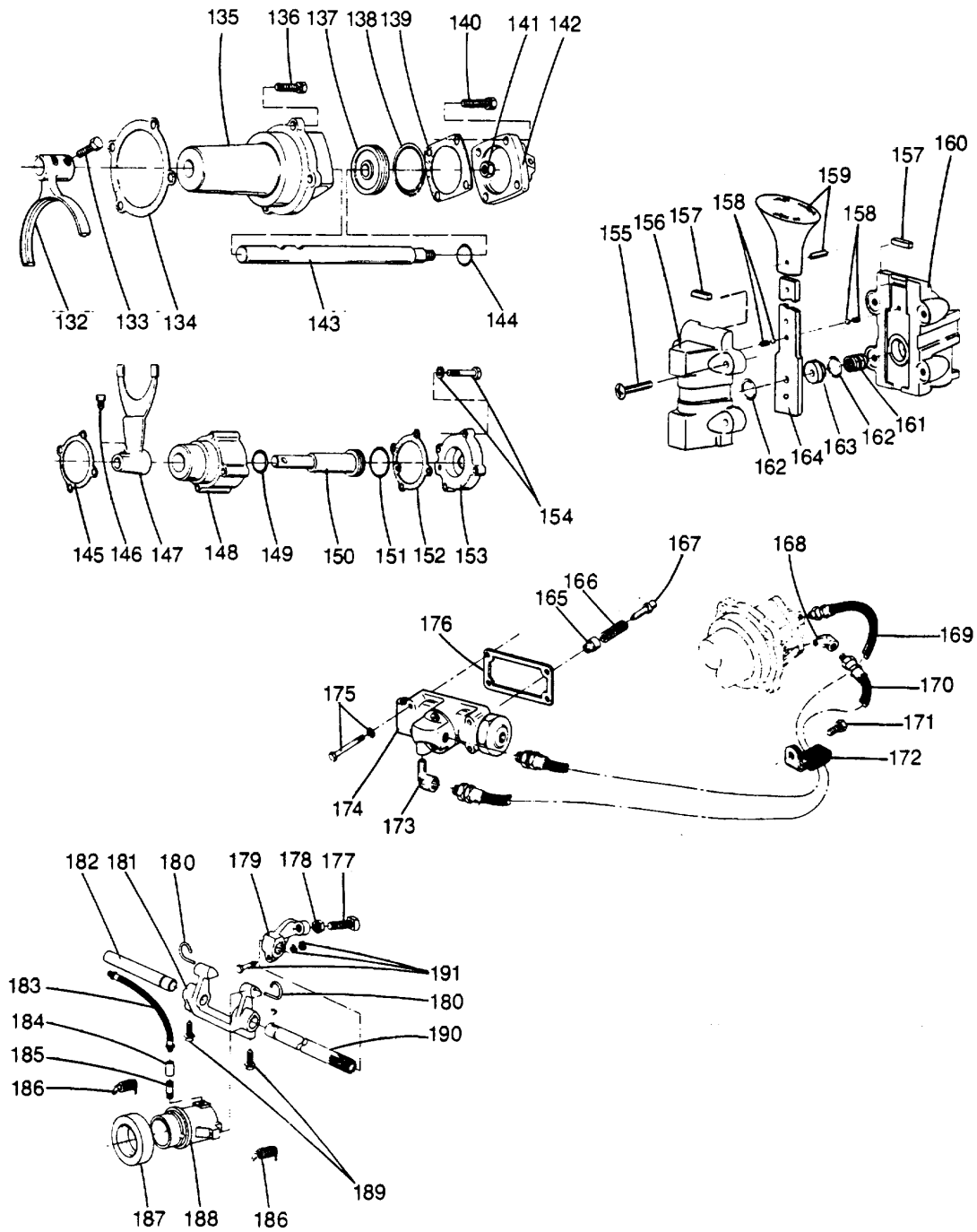
Main Transmission - Continued

REF.	PART NO.	QTY.	DESCRIPTION	FSCM No.
	1X530	8	Capscrew, Hex Head, UNC Class-2A-Grade 5, 3/8" X 1-1/4"	90483
	3A10871	2	Capscrew	*
115	3A899	1	Bearing	*
116	3A852	1	Gasket	*
117	3A851	1	Bearing Cover	*
118	3A849	1	Bushing	*
119	3A850	1	Oil Seal	*
120	3A10873	5	Capscrew	*
121	3A7465	1	Spacer (Speedo Replacement)	*
122	1X3729	1	Capscrew, Hex Head, UNC Class-2A-Grade 5, 3/8" X 2-3/4"	90483
123	3A5573	1	Gasket	*
124	3A10874	1	Collar	*
125	3A1566	1	Plug	*
126	3A6863	1	Gasket	*
127	3A7485	1	Magnetic Plug	*
128	3A10872	8	Capscrew	*
129	3A853	1	Bearing Cover	*
	3A854	1	Gasket	*
130	3A915	1	Rear Housing	*
131	3A731	1	Gasket	*
			Range Cylinder Assembly	
132	3A5257	1	Shift Yoke	*
133	1X3734	2	Capscrew, Hex Head, UNC Class-2A-Grade 5, 1/2" X 2"	90483
134	3A857	1	Gasket	*
135	3A5253	1	Aux. Cylinder	*
136	1X530	8	Capscrew, Hex Head, UNC Class-2A-Grade 5, 1/2" X 1-1/4"	90483
137	3A895	1	Piston	*
138	3A896	1	"O" Ring	*
139	3A898	1	Gasket	*
140	3A10270	4	Capscrew	*
141	1X1647	1	Locknut, Hexagon, Low Carbon Steel, Rockwell C2, Nylon Insert, UNF-3B, 5/8"	72968
			Cylinder Cover	*
142	3A10875	1	Cylinder Cover	*
143	3A5258	1	Yoke Bar	*
144	3A858	1	"O" Ring	*
			Reduction Cyl. Assy.	
145	3A682	1	Gasket	*
146	3A742	1	Lockscrew	*
147	3A4568	1	Shift Yoke	*
148	3A5554		Aux. Cylinder	*
149	3A911	1	"O" Ring	*
150	3A7566	1	Yoke Bar & Piston	*
151	3A900	1	"O" Ring	*
152	3A5260	1	Gasket	*
153	3A5259	1	Cylinder Cover	*
154	3A10876	4	Capscrew	*
	1X27	4	Spring Lockwasher, Medium Series, Carbon Steel Natural, 5/16"	20859
			<b>M1-18-36.0 (8 Of 10)</b>	

Parts List

M 1-18-36.0

Main Transmission - Continued



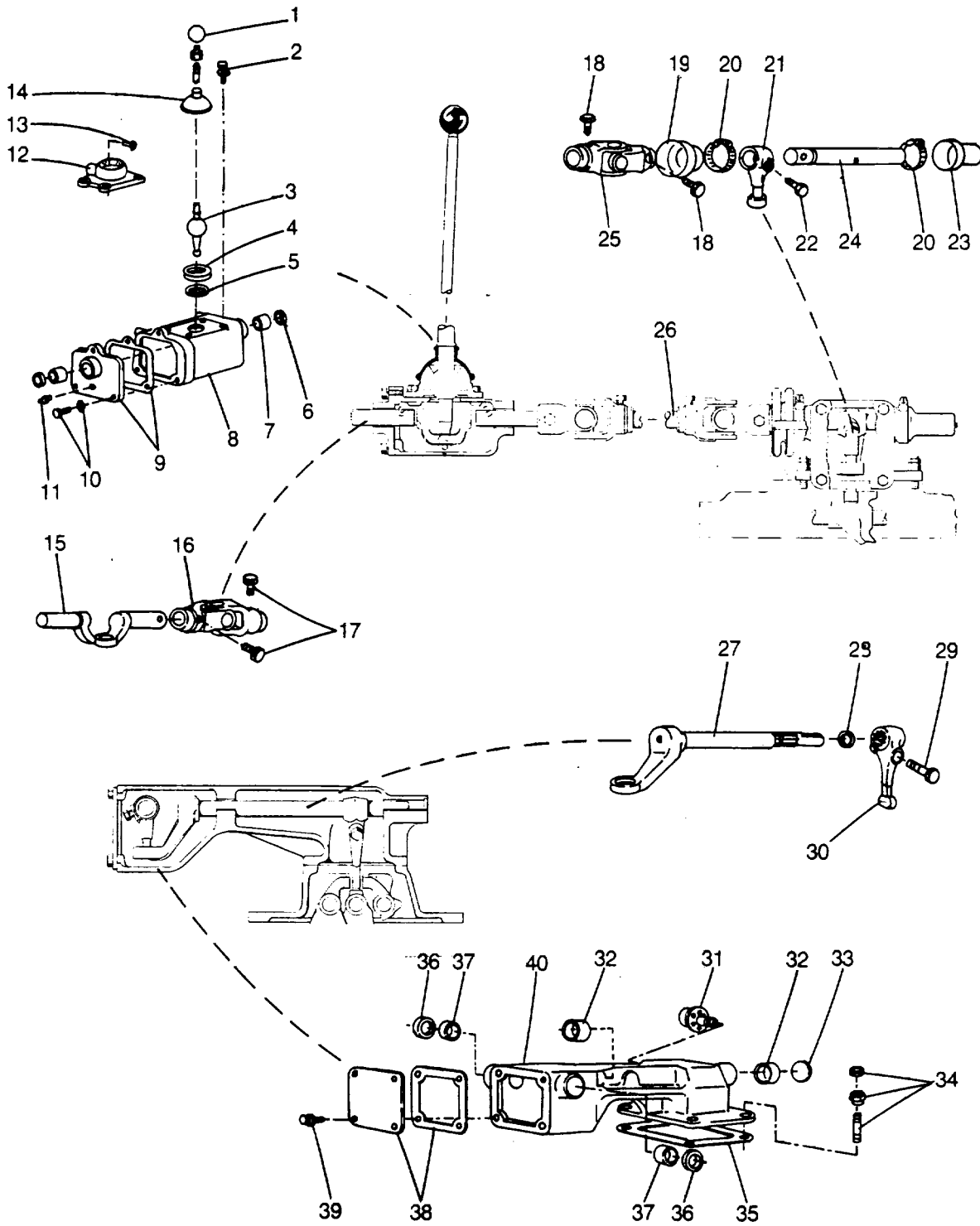
Parts List

Live Mast Lines - Continued

REF.	PART NO.	QTY.	DESCRIPTION	FSCM No.
155	1X3540	4	Range Valve Assembly Machine Screw, Round Head, Carbon Steel ASTM A307, Zinc Plated, #8 X 5/8"	90483
156	3A8634	1	Body *	
157	3A700	2	Seal *	
158	3A699	2	Spring *	
	3A705	2	Ball *	
159	3A686	1	Knob *	
	3A704	1	Rollpin *	
160	3A7469	1	Body *	
161	3A7470	1	Spring *	
162	3A7468	2	Seal *	
163	3A7471	1	Seal *	
164	3A7472	1	Slide *	
			Air System	
165	3A733	1	Sleeve	
166	3A717	1	Pin *	
167	3A732	1	Spring *	
168	3A836	2	Street Ell	*
169	3A4574	1	Hose (Short)	*
170	3A5240	1	Hose (Long)	*
171	1X530	1	Capscrew, Hex Head, UNC Class-2A-Grade 5, 1/2" X 1-1/4"	90483
172	3A10894	1	Clamp *	
173	3A835	1	Elbow *	
174	3A9576	1	Slave Valve	*
175	1X515	4	Capscrew, Hex Head, UNC Class-2A-Grade 5, 1/4" X 1-3/4"	90483
	1X26	4	Spring Lockwasher, Medium Series, Carbon Steel, Natural, 1/4"	20859
176	3A719	1	Gasket	
			Release Yoke Assy.	
177	3A1782	1	Setscrew	*
178	1X153	1	Finished Hexagon Nut, Coarse Thread, Carbon Steel, 1/2"	90483
179	3A917	1	Adjusting Arm	*
180	3A707	2	Spring *	
181	3A780	1	Release Yoke	*
182	3A711	1	Pedal Shaft	*
183	3A779	1	Hose Assy., 8"	*
184	3A775	1	Coupling	*
185	3A774	1	Nipple *	
186	3A776	2	Spring *	
187	3A619	1	Bearing *	
188	3A6159	1	Bearing Carrier	*
189	1X2917	2	Capscrew, Hex Head, UNF, 3/8" X 1"	90483
190	3A6054	1	Pedal Shaft	*
191	1X208	1	Capscrew, Hex Head, UNF, 3/8" X 1-3/4"	90483
	1X28	1	Spring Lockwasher, Medium Series, Carbon Steel, Natural, 3/8"	90483
	1X167	1	Finished Hexagon Nut, American Standard, Fine Thread, Carbon Steel, 3/8"	90483
			* See Vendor Annex List For FSCFM No.	



Transmission Control



Parts List

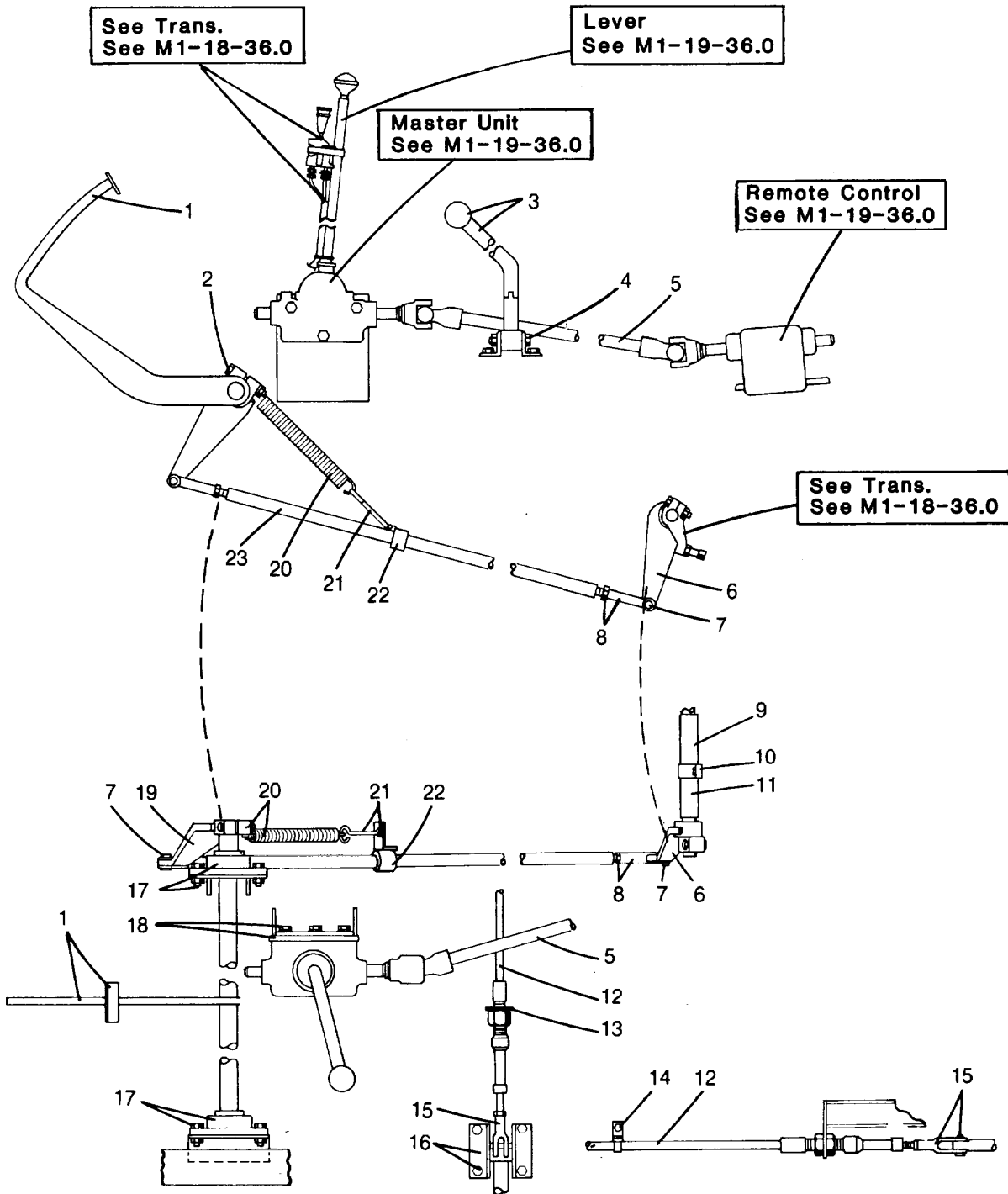
R284

Transmission Control Continued				
REF.	PART NO.	QTY.	DESCRIPTION	FSCM No.
	18A4391	1	Master Control Assembly	36422
1	3A5827	1	Knob *	
2	1X529	4	Capscrew, Hex head, Unc Class 2A - Grade 5, 3/8" X 1"	90483
3	18A4392	1	Shift Lever	36422
4	3A664	1	Seat *	
5	3A665	1	Washer*	
6	3A3987	2	Oil Seal*	
7	3A3982	2	Bushing	*
8	3A3989	1	Control Housing	*
9	3A3990	1	End Cap	*
	3A937	1	Gasket *	
10	1X519	3	Capscrew, Hex Head UNC, Class 2A - Grade 5, 5/16" X 7/8"	90483
	1X27	3	Spring Lockwasher, Medium Series, Carbon Steel, Natural, 5/16"	20859
11	3A9579	1	Grease Fitting	*
12	3A8021	1	Housing Cover	*
13	3A8022	1	Pin *	
14	3A942	1	Bolt*	
15	3A940	1	Shift Yoke	*
16	36A1872	1	"U" Joint	36422
17	37A1609	2	Lockscrew	36422
			Slave Assembly (Available By Piece Part Only)	
18	37A1609	2	Lockscrew 36422	
19	19A991	1	Boot 36422	
20	3A747	2	Adjustable Clamp	*
21	3A749	1	Shift Finger *	
22	3A742	1	Lockscrew *	
23	3A753	1	Boot *	
24	3A3984	1	Outer Shift Shaft	*
25	36A1872	1	"U" Joint 36422	
26	1		Control Rod, See Clutch & Transmission Controls M1-19-57.0	
27	3A3988	1	Shaft Assembly	*
28	3A3986	1	Snap Ring *	
29	3A1784	1	Capscrew	
30	3A3985	1	Shaft Finger	*
31	3A757	1	Breather *	
32	3A8053	1	Bushing (End)	*
	3A8054	1	Bushing (Middle)	*
33	3A743	1	Plug *	
34	1X194	4	Jam Nut, Hexagon, UNF-2B. Steel, Zinc Plated, 3/8"	90483
	3A932	4	Nut	
	3A744	4	Stud *	
35	3A585	1	Gasket *	
36	3A3987	2	Oil Seal*	
37	3A3982	2	Bushing *	
38	3A746	1	Cover*	
	3A748	1	Gasket *	
39	1X518	4	Capscrew, Hex Head, UNC Class 2A- Grade 5, 5/16" X 3/4"	90483
40	3A3983	1	Control Housing	*
*	*		See Vendor Annex List For FSCFM NO.	

Parts List

M 1-19-57.0

Clutch & Transmission Controls



LA712-D

Parts List

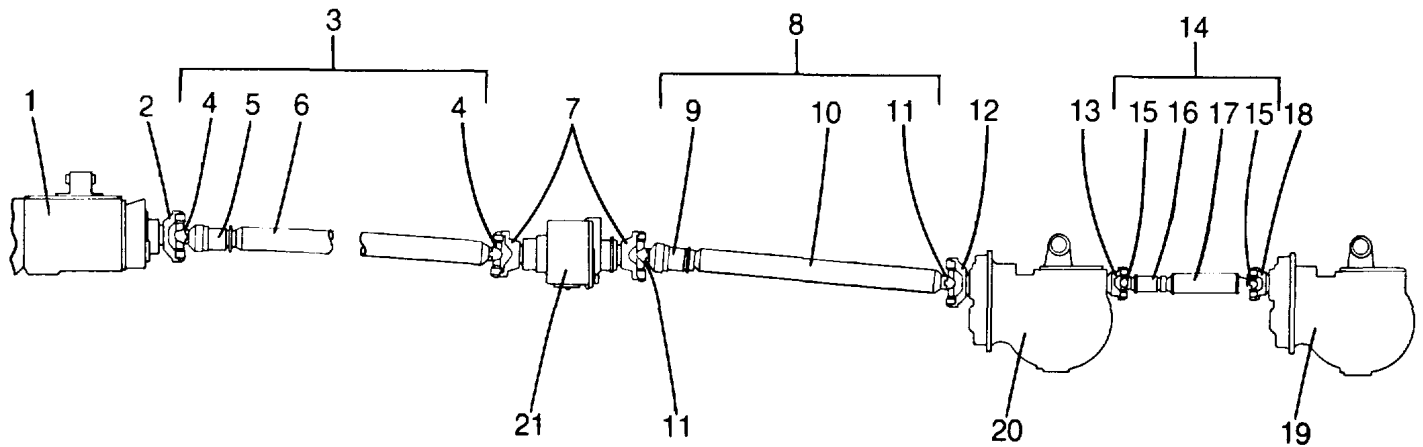
Clutch and Transmission Controls- Continued				
REF.	PART NO.	QTY.	DESCRIPTION	FSCM No.
1	22A2138	1	Pedal 36422	
	HC2461	1	Pad 36422	
2	1X3729	1	Capscrew, Hex Head, UNC Class 2A- Grade 5, 3/8" X 2-1/2"	90483
	1X3809	1	Locknut, Hexagon, Low Carbon Steel, Zinc Plated, Rockwell C32, Nylon Insert, UNC-3B, 3/8"	72968
	1X1960		Key, Special Square Parallel, C-1018, 3/16" X 1"	09505
3	28A1713	1	Lever 36422	
	12A3389	1	Knob 36422	
4	18A2149	1	Spacer 36422	
	1X3256	2	Capscrew, Hex Head, UNC Class 2A- Grade 5, 3/8" X 2-1/2"	90483
	1X3809	1	Locknut, Hexagon, Low Carbon Steel, Zinc Plated, Rockwell C32, Nylon Insert, UNC-3B, 3/8"	72968
5	22A2134	1	Control Rod 36422	
6	22A2150	1	Lever 36422	
7	JE409	2	Pin 36422	
	IX1086	2	Cotter Pin, Extended Prong, Square Cut, 1/8" X 1"	20859
8	JE407	2	Yoke End 36422	
	IX196	2	Jam Nut, Hexagon, UNF-2B, Steel, Zinc Plated, 1/2"	90483
9	18A4591	1	Pipe 36422	
10	18A4590	1	Bearing 36422	
	1X283	2	Bolt, Round Head, Square Neck, Steel, Zinc Plated, UNC-2A, 5/16" X 1"	90483
	1X5080	2	Locknut, Hexagon, Low Carbon Steel, Rockwell C32, Nylon Insert, UNC-3B, 5/16"	72968
11	18A4592	1	Pipe 36422	
12	22A643	1	Cable 36422	
13	18A3734	1	Rubber Ring	36422
14	JC2279	1	Clamp 36422	
	18A2216	1	Bar 36422	
	AC5493	1	Capscrew 36422	
	1X5079	1	Locknut, Hexagon, Low Carbon Steel, Zinc Plated, Rockwell, C32, Nylon Insert, UNC-3B, 1/2"	72968
15	AC3901	2	Yoke End 36422	
	JE409	2	Pin 36422	
	1X1084	2	Cotter Pin, Extended Prong, Square Cut, 3/32" X 1-1/4"	20859
	1X194	2	Jam Nut, Hexagon, UNF-2B, Steel, Zinc Plated, 3/8"	90483
16	18A2150	2	Angle 36422	
	1X2574	4	Capscrew, Hex Head, UNC Class 2A - Grade 5, 3/8" X 1"	90483
	1X3809	4	Locknut, Hexagon, Low Carbon Steel, Zinc Plated, Rockwell C32, Nylon Insert, UNC-3B, 3/8"	72968
17	28A683	2	Flanged Bearing	36422
	1X3357	4	Capscrew, Hex Head, UNC Class 2A- Grade 5, 3/8" X 1-1/2"	90483
	1X3809	4	Locknut, Hexagon, Low Carbon Steel, Zinc Plated, Rockwell C32, Nylon Insert, UNC-3B, 3/8"	72968
18	22A837	1	Plate 36422	
	1X3918	3	Capscrew, Lk. Hex, UNC Class 2A- Grade 5, 3/8" X 1-1/2"	90483
19	18A4439	1	Lever 36422	
20	19A781	1	Spring Anchor	36422
	HC121	1	Spring 36422	
21	SC299	1	Eye Bolt 36422	
	1X180	2	Jam Nut, Finished, Hexagon, Coarse Thread, Steel, Zinc Plated, 1/4"	90483
22	B987	1	Set Collar 36422	

**Parts List**

Clutch and Transmission Controls- Continued				
REF.	PART NO.	QTY.	DESCRIPTION	FSCM No.
23	20J41	1	Tube Bracket	36422
	1X3717	1	Capscrew, Hex Head, UNC Class 2A- Grade 5, 3/8" X 3/4"	90483
	22A2135	1	Control Rod36422	
<b>M1-19-57.0 (3 Of 3)</b>				

**Parts List**  
Drive Train Assembly

M 1-22-45.0



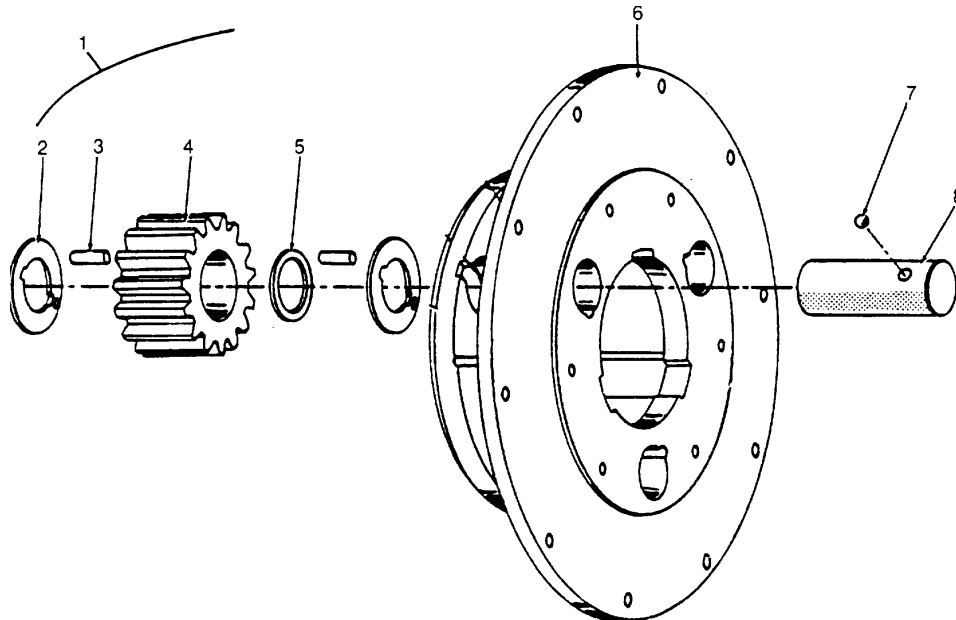
NA265-D

REF.	PART NO.	QTY.	DESCRIPTION	FSCM No.
1		1	Main Transmission (See Keysheet M1-18-36.0 )	
2	18A2336	1	Companion Flange	36422
3	22A2954	1	Drive Shaft (Front	*See Vendor Annex List For FSCFM No.
4	3A577	2	"U" Joint Kit	
5	3A7317	1	Slip Yoke	*
6	3A10136	1	Drive Tube	*
7	28A1897	2	Companion Flange	36422
8	19A2159	1	Drive Shaft (Middle)	36422
9	3A7317	1	Slip Yoke	*
10	3A7648	1	Drive Tube	*
11	3A577	1	"U" Joint Kit	*
12	3A4971	1	Companion Flange	*
13	3A1360	1	Companion Flange	*
14	1A3098	1	Drive Shaft (Rear)	36422
15	3A576	2	"U" Joint Kit	*
16	3A552	1	Slip Yoke	*
17	3A4309	1	Drive Tube	*
18	3A1470	1	Companion Flange	
19		1	Rear Rear Axle, See M1-24-80.0	
20		1	Front Rear Axle, See M1-24-79.0	
21		1	Creeper Transmission, See M1-61-7.0	

Parts List

M1-24-41.1

Plant Spider Assembly

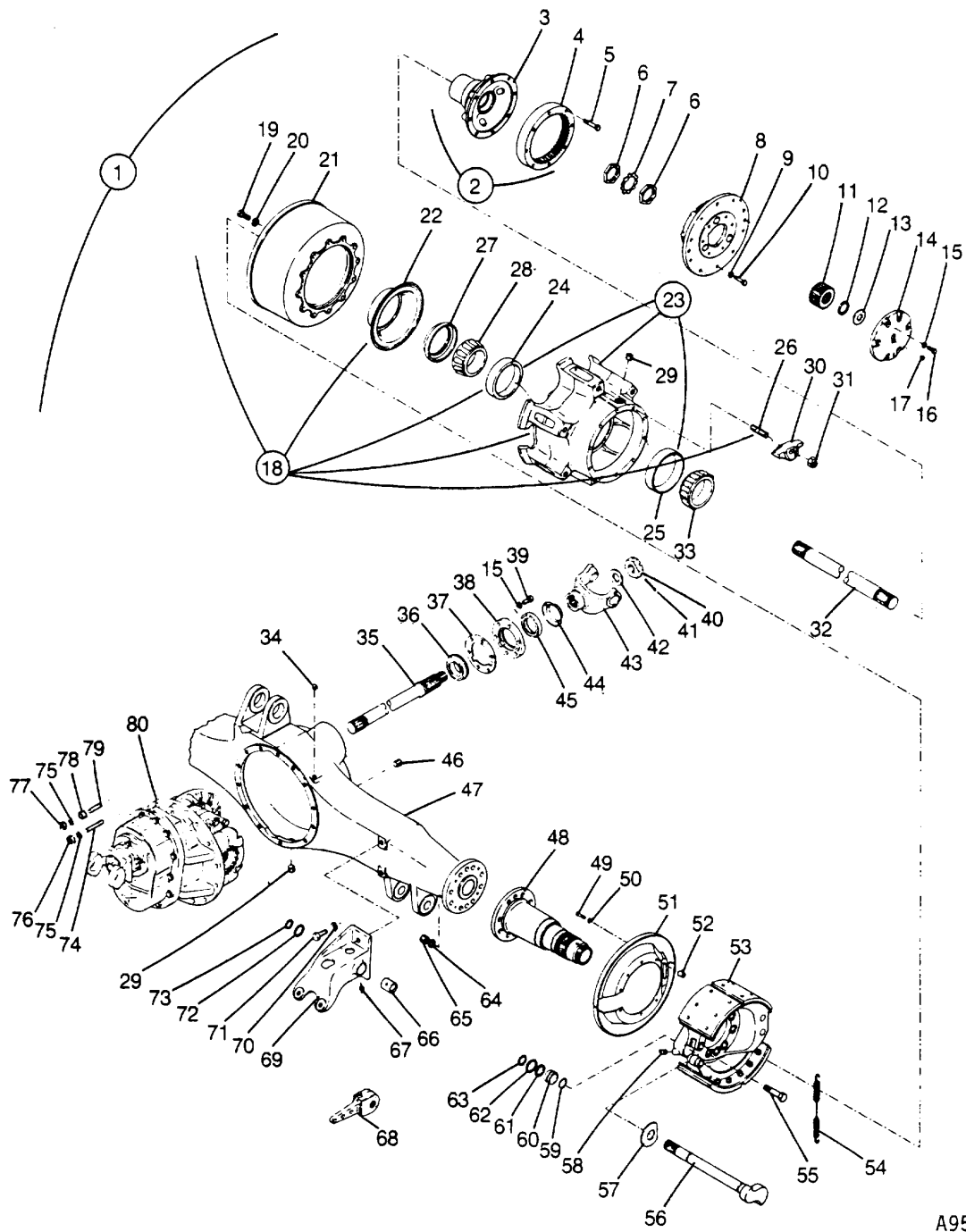


REF.	PART NO.	QTY.	DESCRIPTION	FSCM No.
1	3A5322	1	Planet Spider	*
2	3A4485	6	Thrust Washer	*
3	3A4486	150	Pinion Needle Roller	*
4	3A4487	3	Planet Pinion	*
5	3A4488	3	Spacer *	
6	3A5355	1	Spider *	
7	3A1170	3	Lock Ball	*
8	3A4489	3	Pinion Shaft	*
* See Vendor Annex List For FSCM No.				

Parts List

M1-24-79.0

Front Rear Axle Assembly



A954-A



**Parts List**

## Front Rear Axle Assembly - Continued

REF.	PART NO.	QTY.	DESCRIPTION	FSCM No.
1	22A3147	1	Front Rear Axle Assembly	36422
2	3A4495	2	Internal Gear And Hub	*
3	3A4496	2	Hub *	
4	3A4497	2	Gear *	
5	3A5740	16	Screw *	
6	3A4508	4	Spindle Nut *	
7	3A4509	2	Spindle Nut Lock	*
8		2	Planet Spider Assembly, See M1-24-41.0	*
9	3A1431	40	Washer*	
10	3A5324	40	Capscrew*	
11	3A4968	2	Sun Gear *	
	3A7556	2	Thrust Washer	*
12	3A4511	2	Snap Ring *	
13	3A4512	2	Cap Washer	*
14	3A5326	2	Thrust Cap W/Washer	*
	3A5327	2	Thrust Cap "O" Ring	*
15	3A1284	12	Lockwasher*	
16	3A9355	12	Capscrew*	
17	3A4491	2	Planet Cover Plug	*
	3A5391	2	Oil Level Plug	*
18	3A5342	2	Hub And Drum Assembly	*
19	3A1102	24	Bolt*	
20	3A1076	24	Lockwasher	*
21	3A4500	2	Brake Drum	*
22	3A4501	2	Oil Catcher	*
23	3A5329	1	Hub And Cup Assembly	*
24	3A4503	2	Inner Cup	*
25	3A4504	2	Outer Cup	*
26	3A1100	24	Wheel Stud	*
27	3A5328	2	Hub Oil Seal	*
28	3A4506	2	Inner Bearing Core	*
29	3A5391	2	Filler Plug*	
30	3A1325	24	Rim Lug *	
31	3A1115	24	Wheel Nut *	
32	3A4510	2	Axle Shaft *	
33	3A4507	2	Outer Bearing Core	*
34	3A1291	1	Breather *	
35	3A5330	1	Output Shaft	*
36	3A5331	1	Bearing And Spacer Kit	*
37	3A5332	1	Gasket *	
38	3A5333	1	Retainer *	
39	3A5334	6	Retainer Stud	*
	3A8933	6	Stud Nut *	
40	3A1363	1	Nut *	
41	3A1447	1	Cotter Pin*	
42	3A1362	1	Washer *	
43	3A1360	1	Companion Flange	*
44	3A1419	1	Dust Shield *	
45	3A5335	1	Seal *	
46	3A5391	1	Filler Plug*	
47	3A10958	1	Housing	
48	3A10959	2	Spindle End*	
	3A5338	2	Spindle Sleeve	*

## Parts List

M 1-24-79.0

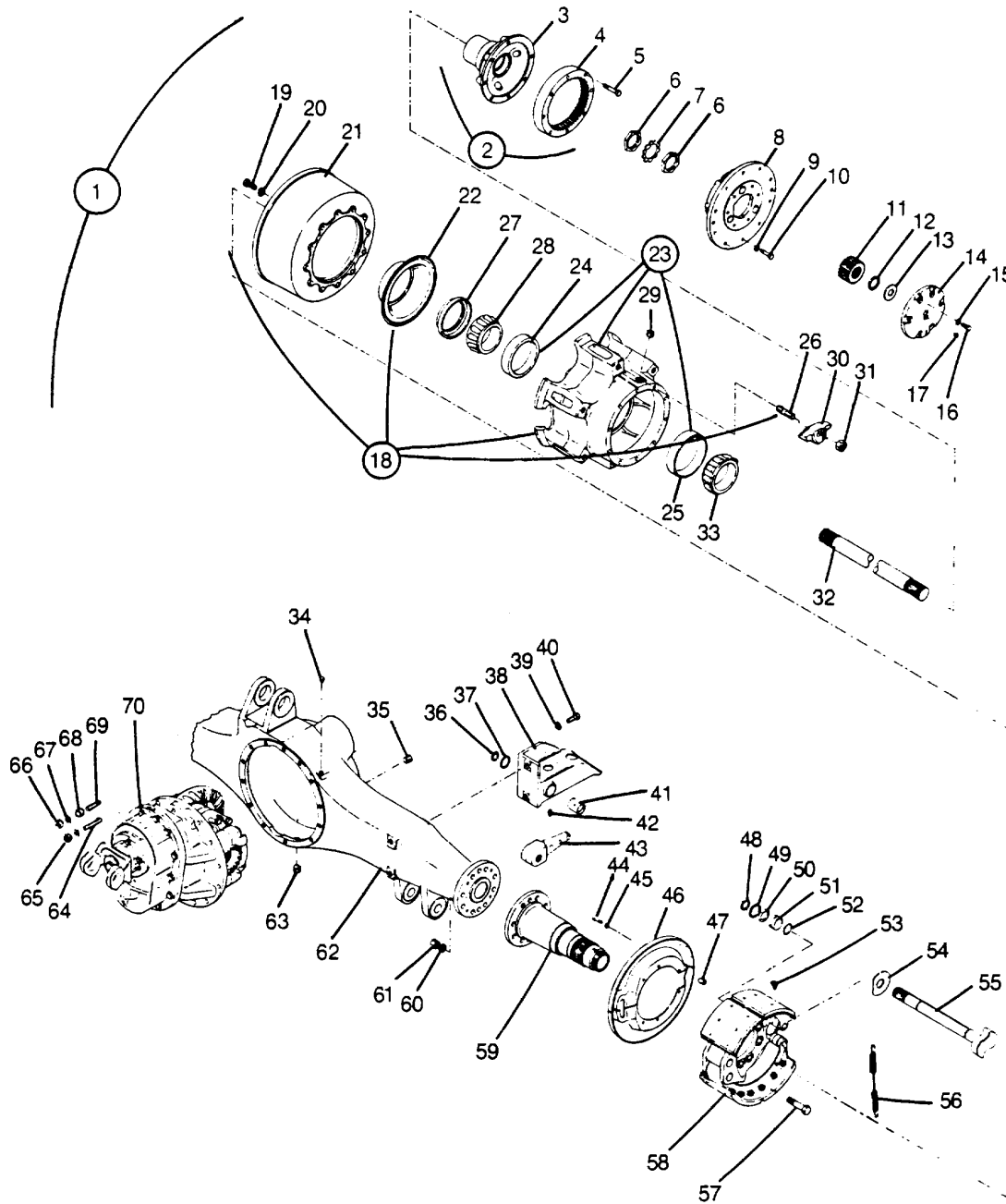
Front Rear Axle Assembly- Continued				
REF.	PART NO.	QTY.	DESCRIPTION	FSCM No.
49	1X3757	4	Capscrew, Hex Head, Class 2A - Grade 5, 3/8" X 2"	90483
	1X3729	4	Capscrew, Hex Head, UNC Class 2A- Grade 5, 3/8" X 2-3/4"*	90483
50	1X28	8	Spring Lockwasher, Medium Series, Carbon Steel, Natural, 3/8"	20859
	3A5339	2	Reinforcing Plate	*
51	3A1454	4	Dust Cover *	
52	3A1455	8	Spacer *	
53			Brake Assembly, See M1-25-8.0	*
54	3A2895	2	Return Spring	*
	3A5733	4	Spring Washer	*
	3A4518	4	Cotter Pin*	
55	3A109G61	32	Attaching Stud	*
56	3A1467	1	Camshaft, R.H.	*
	3A1468	1	Camshaft, L.H.	*
57	3A1091	2	Thrust Washer	*
58	3A1679	2	Grease Fitting	*
59	3A1173	2	"O"-Ring *	
60	3A4516	2	Bushing *	
61	3A1711	2	Grease Retainer	*
62	3A1428	2	Retainer Washer	*
63	3A4515	2	Snap Ring *	
64	3A1332	32	Stud Washer	*
65	3A1087	20	Nut *	
66	3A1313	2	Bushing *	
67	1X812	2	Grease Fitting, 1/8" -27 Dry seal PTF-SAE Short	78385
68	3A1094	2	Slack Adjusted	*
69	3A8714	1	Bracket W/Bushing, R.H.	*
	3A8715	1	Bracket W/Bushing, L.H.	*
	3A1389	4	Bracket Spacer	*
70	1X32	4	Spring Lockwasher, Medium Series, Carbon Steel, 3/4"	20859
71	1X3802	4	Capscrew, Hex Head, UNC Class 2A- Grade 5, 3/4" X 3-3/4"	90483
72	3A1089	2	Retaining Washer	*
73	3A1310	2	Retaining Ring	*
74	3A1430	4	Stud *	
75	3A1431	14	Washer*	
76	3A7560	4	Nut *	
77	3A1515	10	Stud *	
78	3A1432	3	Taper Dowel	*
79	3A1433	10	Stud *	
80		1	Differential Carrier, See M1-24-83.0 * See Vendor Annex List For FSCFM NO.	

M1-24-79.0 (3 Of 3)

Parts List

M1-24-80.0

Rear Rear Drive Axle Assembly



A955-A

## Parts List

Rear Rear Drive Axle Assembly - Continued				
REF.	PART NO.	QTY.	DESCRIPTION	FSCM No.
1	22A3149	1	Rear Rear Axle Assembly	36422
2	3A4495	2	Internal Gear And Hub	*
3	3A4496	2	Hub *	
4	3A4497	2	Gear *	
5	3A5740	16	Screw *	
6	3A4508	4	Spindle Nut *	
7	3A4509	2	Nut Lock *	
8		2	Planet Spider Assembly, See M1-24-41.0	*
9	3A1431	40	Washer*	
10	3A5324	40	Capscrew*	
11	3A4968	2	Sun Gear *	
	3A7556	2	Thrust Washer	*
12	3A4511	2	Snap Ring *	
13	3A4512	2	Cap Washer	*
14	3A5326	2	Thrust Cap W/Washer	*
	3A5327	2	"O"-Ring *	
15	3A1284	12	Lockwasher*	
16	3A9355	12	Capscrew*	
17	3A4491	2	Planet Cover Plug	*
	3A5391	2	Oil Level Plug	*
18	3A5342	2	Hub And Drum Assembly	*
19	3A1102	24	Bolt*	
20	3A1076	24	Washer *	
21	3A4500	2	Brake Drum	*
22	3A4501	2	Oil Catcher	*
23	3A5329	2	Hub And Cub Assembly	*
24	3A4503	2	Inner Cup	*
25	3A4504	2	Outer Cup	*
26	3A11000	32	Wheel Stud	*
27	3A5328	2	Hub Oil Seal	*
28	3A4506	2	Inner Bearing Core	*
29	3A5391	2	Filler Plug	*
30	3A1325	24	Rim Lug	*
31	3A1115	24	Nut *	
32	3A4510	2	Axle Shaft *	
33	3A4507	2	Outer Bearing Core	*
34	3A1291	1	Breather *	
35	3A5391	1	Filler Plug*	
36	3A1310	2	Retaining Ring	*
37	3A1089	2	Retainer Washer	*
38	3A8714	1	Bracket W/Bushing L.H.	*
	3A8715	1	Bracket W/Bushing R.H.	*
39	1X32	4	Spring Lockwasher, Medium Series, Carbon Steel, 3/4"	20859
40	1X3802	4	Capscrew, Hex Head, UNC Class 2A- Grade 5, 3/4" x 3-3/4"	90483
41	3A1313	2	Bushing *	
42	1X812	2	Grease Fitting, 1/8" -27 Dry seal PTF-SAE Short	78385
43	3A1094	2	Slack Adjuster	*
44	1X3757	4	Capscrew, Hex Head, UNC Class 2A- Grade 5, 3/8" X 2"	90483
	1X3729	4	Capscrew, Hex Head, UNC Class 2A- Grade 5, 3/8" X 2-3/4"	90483
	45 1X28	8	Spring Lockwasher, Medium Series, Carbon Steel, Natural, 3/8"	20859

M1-24-80.0 (2 Of 3)

## Parts List

M1-24-80.0

Rear Rear Drive Axle Assembly - Continued				
REF.	PART NO.	QTY.	DESCRIPTION	FSCM No.
46	3A1454	4	Dust Cover *	
	3A5399	2	Reinforcing Plate	*
47	3A1455	8	Spacer *	
48	3A4515	2	Snap Ring *	
49	3A1428	2	Retainer Washer	*
50	3A1711	2	Grease Retainer	*
51	3A4516	2	Bushing *	
52	3A1173	2	"O"-Ring *	
53	3A1679	2	Grease Fitting	*
54	3A1091	2	Thrust Washer	*
55	3A1467	1	Camshaft, L.H.	*
	3A1468	1	Camshaft, R.H.	*
56	3A2895	2	Brake Return Spring	*
	3A5733	4	Spring Washer	*
	3A4518	4	Cotter Pin*	
57	3A10961	32	Attaching Stud	*
58		2	Brake Assembly, See M1-25-8.0	*
59	3A10959	2	Spindle End*	
	3A5338	2	Spindle Sleeve	*
60	3A1332	32	Washer*	
61	3A1087	32	Nut *	
62	3A10964	1	Housing *	
63	3A5391	1	Drain Plug *	
64	3A1430	4	Differential Carrier Stud	*
65	3A7560	4	Nut *	
66	3A1515	10	Nut *	
67	3A1431	14	Washer*	
68	3A1432	3	Taper Dowel	*
69	3A1433	10	Differential Carrier Stud	*
70		1	Differential Carrier Assembly, See M1-24-83.0	*
			* See Vendor Annex List For FSCM No.	*

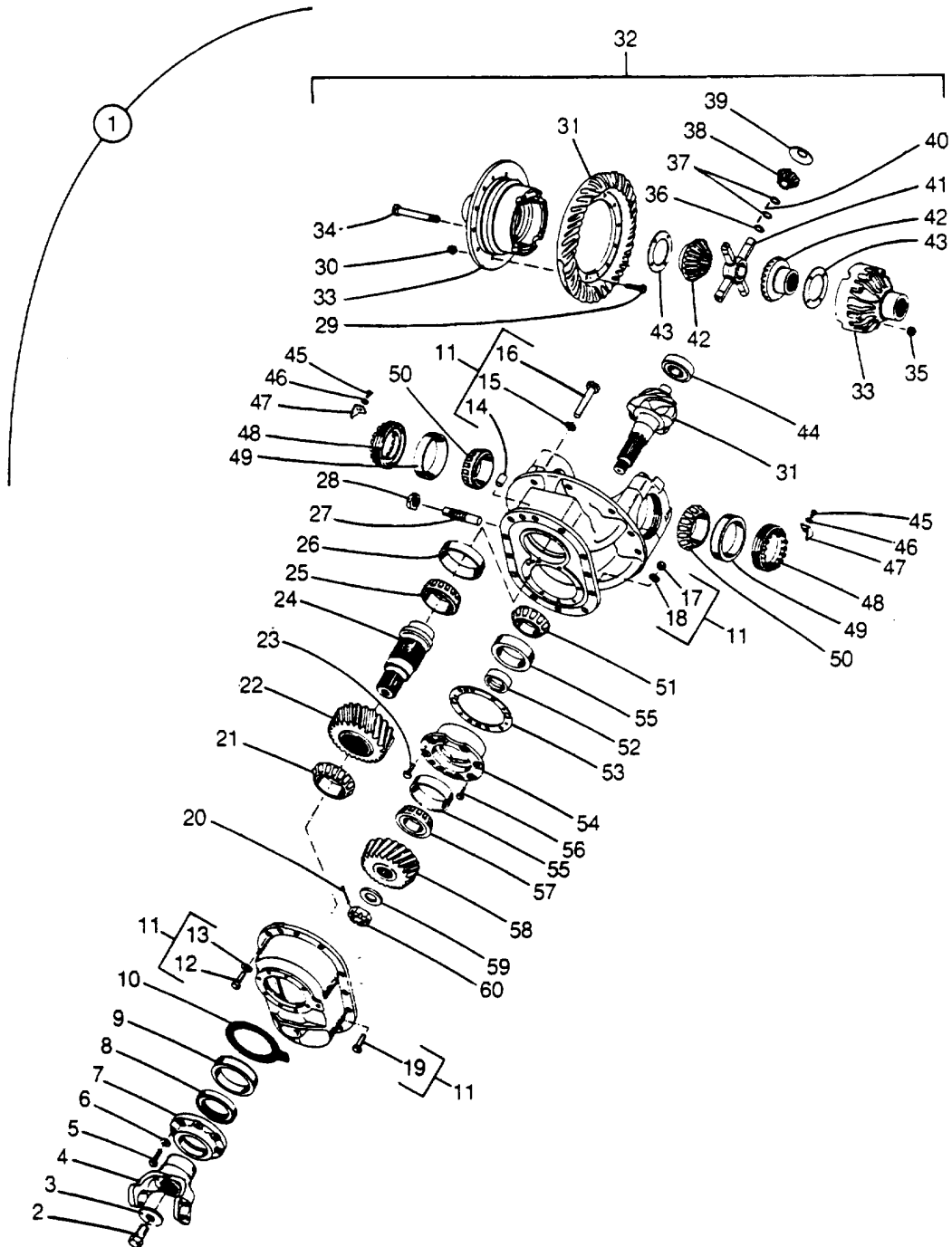
M1-24-80.0 (3 Of 3)

Parts List

R1083

M1-24-83.0

Differential Carrier Assembly



## Parts List

R1083

## Differential Carrier Assembly - Continued

REF.	PART NO.	QTY.	DESCRIPTION	FSCM No.
1	3A5465	1	Differential Carrier Assembly, Front Rear	*
	3A5466	1	Differential Carrier Assembly, Rear Rear	*
2	3A7620	1	Retaining Capscrew	*
3	3A1469	1	Retaining Washer	*
4	3A4971	1	Flange, Front Rear	*
	3A1470	1	Flange, Rear Rear	*
5	1X2147	8	Capscrew, Hex Head, UNC Class 2A - Grade 5, 1/2" X 1-1/4"	90483
	IX540	4	Capscrew, Hex Head, UNC Class 2A - Grade 5, 1/2" X 5/8"	90483
6	1X30	12	Spring Lockwasher, Medium Series, Carbon Steel Natural, 1/2"	20859
7	3A1472	1	Retainer	*
8	3A1109	1	Oil Seal*	
9	1X2280	1	Roller Bearing, Tapered Cup, Single Row, Type TS, Alloy Steel, 5.000 O.D.	19382
10	3A1474	AR	Retainer Shim, .004"	*
	3A1475	AR	Retainer Shim, .007"	*
	3A1476	AR	Retainer Shim, .010"	*
11	3A1477	1	Cap And Cover Assembly	*
12	3A1691	4	Cover Capscrew	*
13	1X2995	4	Lockwasher, Medium Series, Carbon Steel, Natural, 9/16"	20859
14	3A1478	2	Dowel *	
15	3A5345	4	Lockwasher	*
16	3A5344	4	Capscrew	*
17	3A7626	8	Nut *	
18	1X2995	8	Lockwasher, Medium Series, Carbon Steel, Natural, 9/16"	20859
19	1X2744	8	Capscrew, Hex Head, UNC Class 2A - Grade 5, 9/16" X2	90483
20	3A1447	1	Cotter Pin*	
21	3A1503	1	Bearing Cone - Outer	*
22	3A1504	1	Drop Gear *	
23	IX2612	7	Capscrew, Hex Head, UNC Class 2A - Grade 5, 5/8" X 1-1/2"	90483
24	3A5343	1	Input Shaft *	
25	3A1506	1	Inner Cone *	
26	3A1507	1	Inner Cup*	
27	3A1508	1	Thrust Screw	*
28	1X202	1	Jam Nut, Finished Hexagon, Steel, Zinc Plated, UNF-2B 1-1/4"	90483
29	3A1121	12	Ring Gear Bolt	*
30	3A7622		Ring Gear Nut	*
31	3A1120	1	Ring Gear And Pinion	*
32	3A7627		Differential Body Assembly	*
33	3A5887	1	Differential Case Assembly	*
34	3A5886	8	Bolt*	
	3A1 076	8	Washer*	
3	53A7624	8	Nut *	
	3A1076	8	Washer*	
36	3A5458	4	Inner Roller Spacer	*
37	3A5890	8	Center Roller Spacer	*

M1-24-83.0 (2 of 3)

## Differential Carrier Assembly - Continued

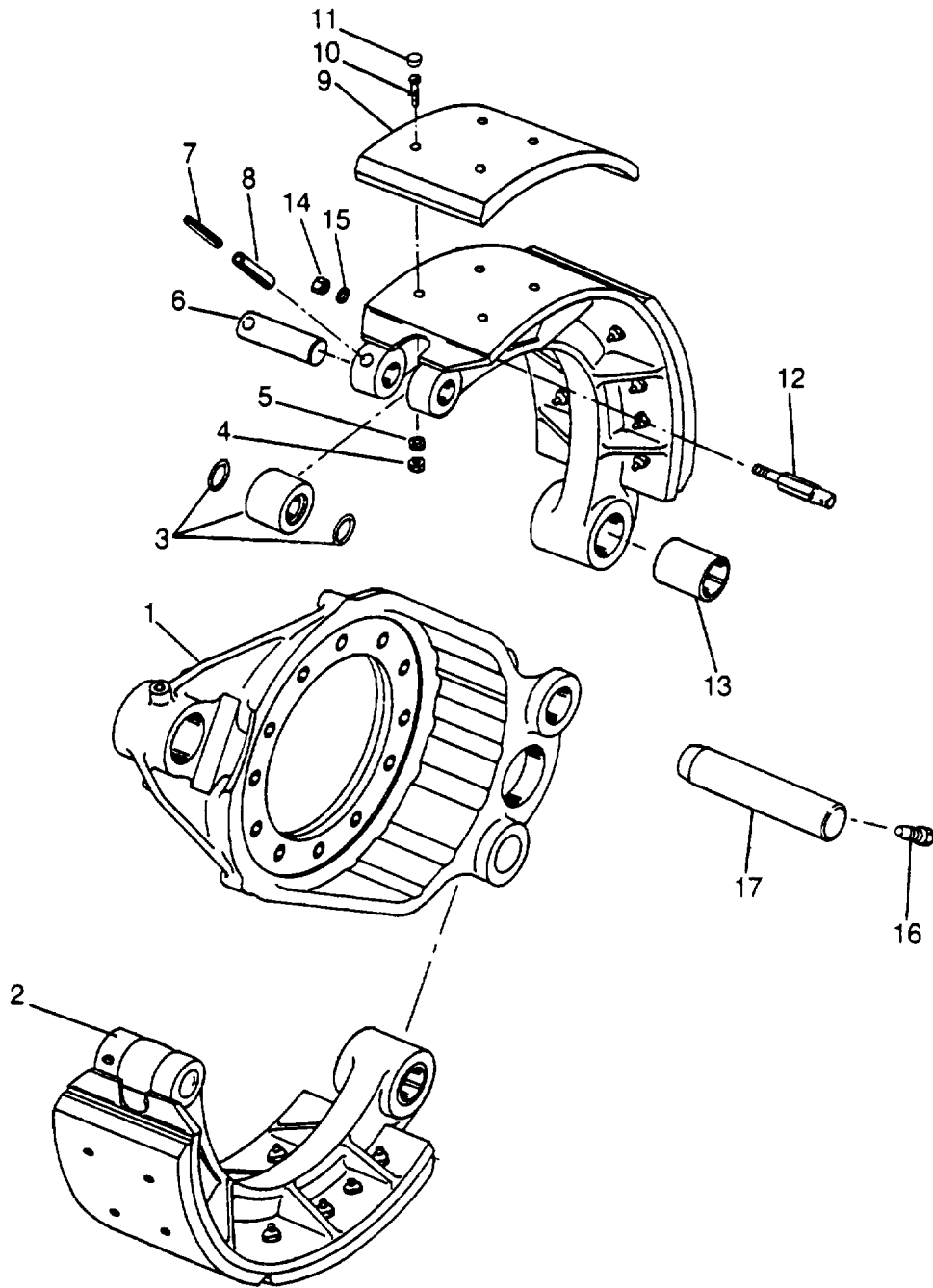
REF.	PART NO.	QTY.	DESCRIPTION	FSCM No.
38	3A9565	1	Pinion Set, Includes Item #43	*
39	3A5891	4	Thrust Washer	*
40	3A5889	248	Roller	
41	3A5888	1	Spider *	
42	3A9565	2	Side Gear, Includes Item #39	*
43	3A1487	2	Thrust Washer	*
44	3A1489	1	Pinion Bearing	*
45	1X2574	2	Capscrew, Hex Head, UNC Class 2A- Grade 5, 3/8" X 1"	90483
46	1X28	2	Spring Lockwasher, Medium Series, Carbon Steel, Natural, 3/8"	20859
47	3A7625	2	Nut Lock *	
48	3A5352	2	Adjusting Nut	*
49	3A1491	2	Bearing Cup	*
50	IX2112	2	Tapered Roller Bearing Cone, Single Row, Type TS, Rings & Rollers - High Carbon Chromium, Cage - Low Carbon Steel, 3.250" I.D.	19382 * *
51	3A1493	1	Bearing Cone	*
52	3A1494	1	Spacer & Shim Kit	*
53	3A1495	AR	Shim, .004" *	
	3A5459	AR	Shim, .007" *	
	3A5460	AR	Shim, .010"	*
54	3A1498	1	Pinion Cage Cup Assembly	*
55	3A1499	2	Bearing Cup	*
56	1X3302	1	Capscrew, Hex Head, UNC Class 2A - Grade 5, 1/2" x 2-3/4"	90483
57	3A1500	1	Bearing Cone	*
58	3A1501	1	Drop Gear *	
59	3A1362	1	Washer *	
60	3A1363	1	Nut *	
			* See Vendor Annex List For FSCM NO.	



Parts List

M1-25-8.0

Wheel Brake Assembly



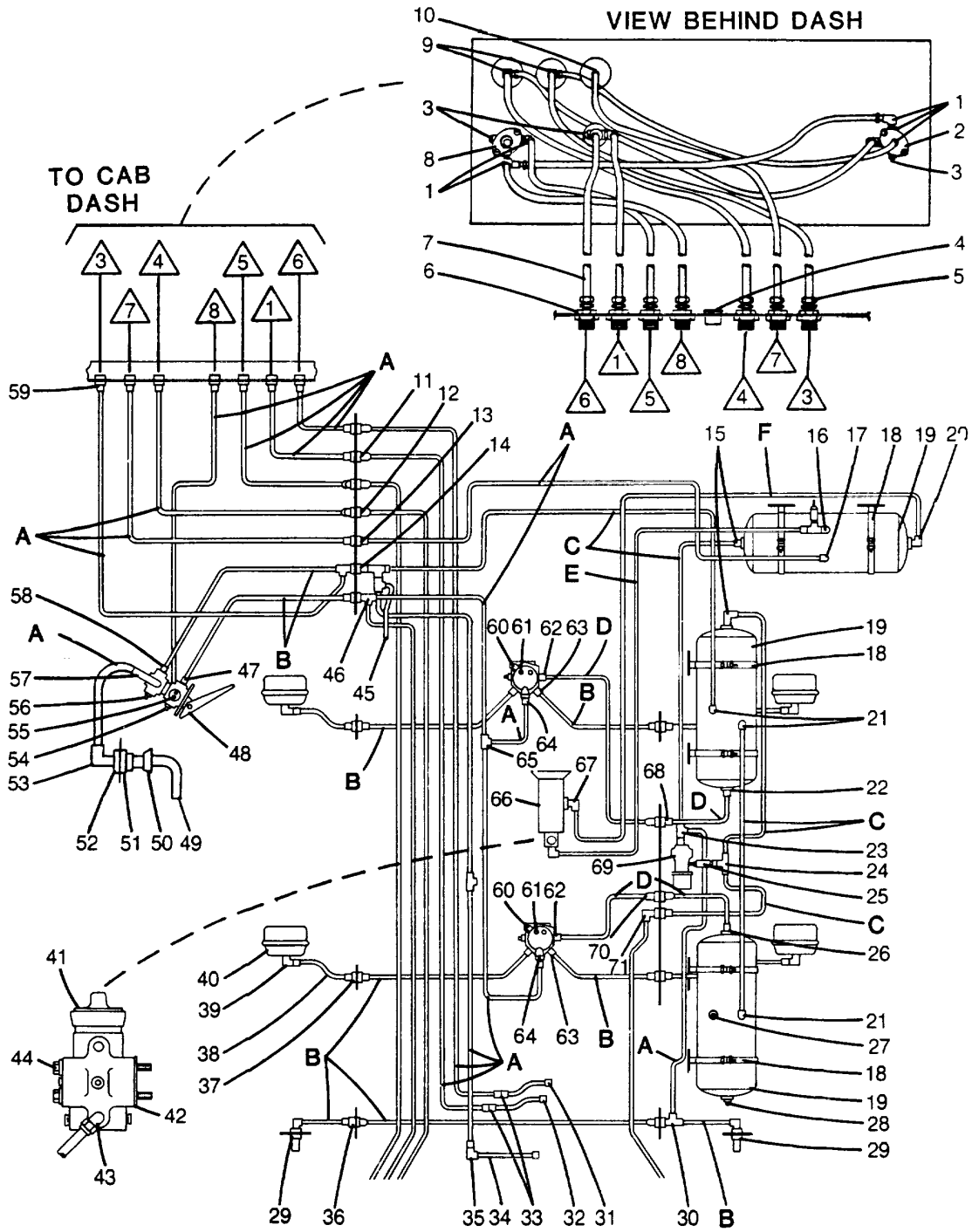
M1-25-8.0 (1 of 2)

**Parts List**

## Wheel Brake Assembly - Continued

REF.	PART NO.	QTY.	DESCRIPTION	FSCM No.
	3A10960	1	Brake Assembly	*
1	3A10962	1	Brake Spider	*
2	3A10588	2	Brake Shoe Assembly	*
3	3A1107	1	Brake Cam Roller	*
4	3A8950	32	Nut *	
5	3A8976	32	Washer *	
6	3A2892	1	Pin *	
7	3A5357	1	Lock Pin	*
8	3A5356	1	Lock Pin	*
9	3A2898	2	Lining - Standard (.735-.720)	*
	3A7628	2	Lining - Optional (.860-.845)	*
10	3A10963	32	Bolt *	
11	3A1174	32	Lining Plug	*
12	3A2896	1	Spring Anchor Pin	*
13	3A2893	1	Brake Shoe Bushing*	
14	1X167	2	Nut, Finished Hexagon, American Standard, Fine Thread, Carbon Steel, 3/8"	90483
15	1X28	2	Spring Lockwasher, Medium Series, Carbon Steel, Natural, 3/8"	20589
16	3A2890	2	Anchor Pin Setscrew	*
17	3A2894	2	Anchor Pin *	

Air Lines And Controls W/Box Beam Carrier

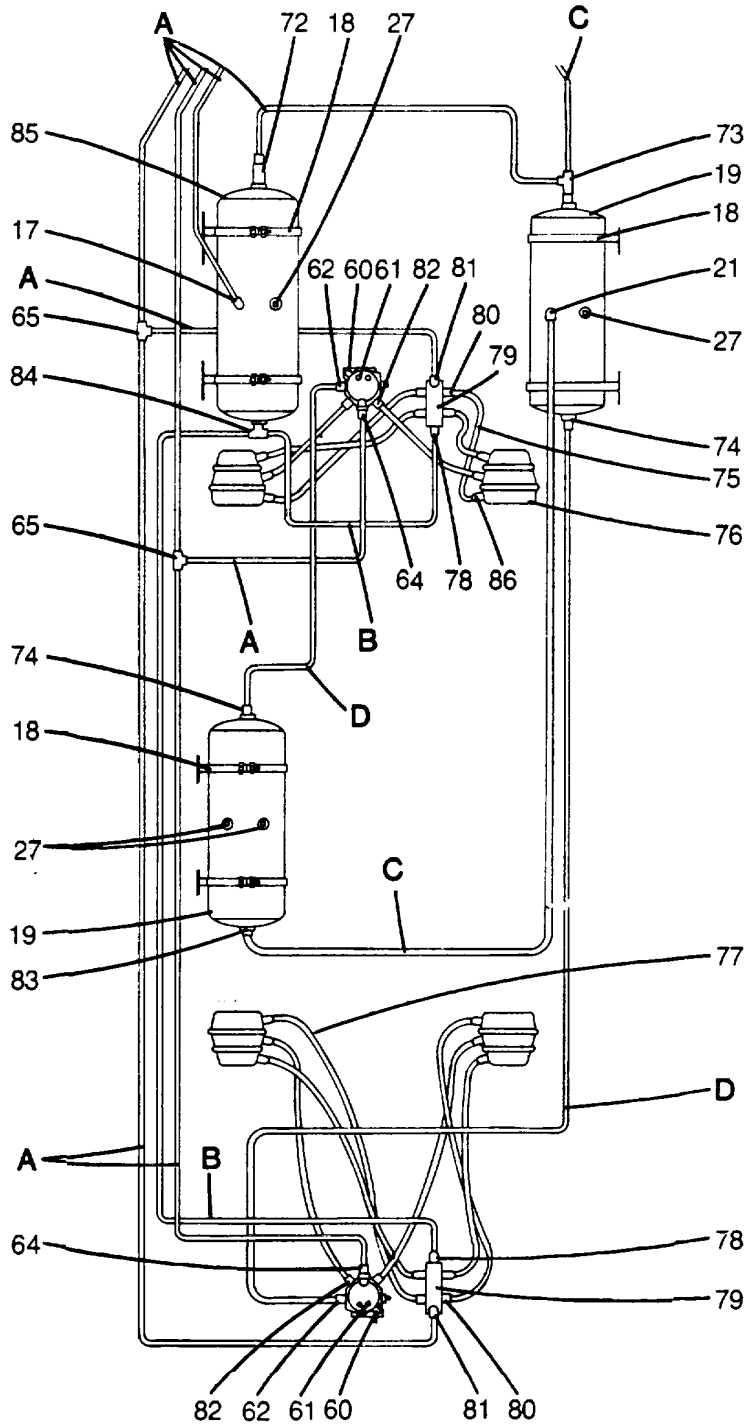


Parts List

R583

Air Lines and Controls W/Box Beam Carrier - Continued				
REF.	PART NO.	QTY.	DESCRIPTION	FSCM No.
			Note: Items 1-10 Are Located Behind The Dash In The Carrier Cab.	
1	1X4740	6	Elbow, 900 Male, Brass, 3/8" X 1/8"	09505
2	18A247	1	Control Valve	36422
3	1X823	3	Pipe Plug, Hex. Socket, Heat Treated, Alloy Steel, 1/8"	09505
4	1X2004	1	Caplug, Polyethylene, Low Density, Series "T" Tapered #13	99017
5	1X4727	7	Connector, Male, Brass, 3/8" X 3/8"	09505
6	AC3675	7	Coupling 36422	
7	810040001	AR	Thermoplastic Air Brake, Tubing, To Meet DOT Federal Motor Vehicle Safety Standard No. 106, 3/8" O.D. X .250" I.D., SAE J844 Type B	06229
8	18A248	1	Control Valve	36422
9	1X854	2	Reducer Coupling, Malleable Iron, Black 1/4" X 1/8"	09505
	1X4752	2	Tee, Male Run, Brass, 3/8" X 1/4" X 3/8"	09505
10	1X4779	1	Connector Female, Brass, 3/8" X 1/8"	09505
			Note: Items 11-86 Are Located On The Carrier Frame.	
11	1X4727	2	Connector, Male, Brass, 3/8" X 3/8"	09505
	AC3675	2	Coupling 36422	
	1X4738	2	Elbow, 900 Male, Brass, 3/8" X 3/8"	09505
12	1X4746	2	Elbow, 450 Male, Brass, 3/8" X 1/4"	09505
	1X891	2	Pipe Reducer Bushing, Hex. Head, Steel, 3/8" X 1/4"	09505
	AC3675	2	Coupling 36422	
	1X4738	2	Elbow, 900 Male, Brass, 3/8" X 3/8"	09505
13	1X4727	2	Connector, Male, Brass, 3/8" X 3/8"	09505
	AC3675	1	Coupling 36422	
14	1X4753	1	Tee, Male Run, Brass, 1/2" X 3/8" X 3/8"	09505
	JR880	1	Tee 36422	
	1X4752	1	Tee, Male Run, Brass, 3/8" X 1/4" X 3/8"	09505
	1X4737	1	Elbow, 90° Male, Brass, 5/8" X 3/8"	09505
	1X2168	1	Pipe Reducer Bushing, Carbon Steel, 3/8" X 1/4"	09505
	AC3675	1	Coupling 36422	
15	1X5722	2	Elbow, 90° Male, Brass, 5/8" X 3/4"	09505
16	1X1911	1	90° Street Elbow, Steel, 3/8"	09505
	1X2168	1	Pipe Reducer Bushing, Carbon Steel, 3/8" X 1/4"	09505
	8A2431	1	Tee, 1/4" X 1/4" X 1/4"	36422
	8A2223	1	Safety Valve	36422
17	1X4738	2	Elbow, 900 Male, Brass, 3/8" X 3/8"	09505
18	18A382	12	Mounting Strap	36422
	1X3721	24	Capscrew, Hex. Head, UNC Class 2A, Grade 8, 3/8" X 1-1/2"	90483
	1X6081	24	Locknut, Nylon Insert, High Tensile, Medium Carbon Steel, Rockwell C25-34, UNC-3B, 3/8"	72968
19	18A280	5	Reservoir 36422	
	8A2695	5	Drain Cock 36422	
20	AC4079	1	Elbow, 5/8" X 3/4"	36422
21	1X4737	4	Elbow, 900 Male, Brass, 5/8" X 3/8"	09505
22	1X897	1	Pipe Reducer Bushing, Hex. Head, Steel, 3/4" X 1/2"	09505
	1X4739	1	Elbow, 90° Male, Brass, 3/4" X 1/2"	09505
23	JR880	1	Tee 36422	

Air Lines And Controls W/Box Beam Carrier - Continued



## Parts List

R583

## Air Lines and Controls W/Box Beam Carrier - Continued

REF.	PART NO.	QTY.	DESCRIPTION	FSCM No.
	1X4760	1	Connector, Male, Brass, 5/8" X 3/8"	09505
	1X4727	1	Connector, Male, Brass, 3/8" X 3/8"	09505
	1X856	1	Reducer Coupling, Malleable Iron, Black, 3/8" X 1/4"	09505
	1X967	1	Pipe Nipple, Standard Weight, Wrought Steel, Black 1/4" X 7/8" 09505	
24	1X1853	1	Pipe Tee, Female, Carbon Steel, Zinc Plated, 1/2"	09505
	1X4730	1	Connector, Male, Brass, 3/8" X 1/2"	09505
	1X2743	1	Pipe Reducer Bushing, Carbon Steel, 1/2" X 3/8"	09505
	1X4737	1	Elbow, 90° Male, Brass, 5/8" X 3/8"	09505
25	1X967	1	Pipe Nipple, Standard Weight, Wrought Steel, Black, 1/4" X 7/8" 09505	
	1X892	1	Pipe Reducer Bushing, Hex. Head, Steel, 1/2" X 1/4"	09505
	12A528	1	Check Valve	36422
26	1X4737	1	Elbow, 90° Male, Brass, 5/8" X 3/8"	09505
	1X897	1	Pipe Reducer Bushing, Hex. Head, Steel, 3/4" X 1/2"	09505
27	1X828	5	Pipe Plug, Square Head, Steel, 3/8"	09505
28	1X830	2	Pipe Plug, Square Head, Steel, 3/4"	09505
29	AC3689	2	Service Outlet	36422
	AC3675	2	Coupling 36422	
	1X4735	2	Elbow, 90° Male, Brass, 1/2" X 3/8"	09505
30	1X4753	1	Tee, Male Run, 1/2" X 3/8" X 3/8"	09505
	AC3675	1	Coupling 09505	
	1X4735	1	Elbow, 90° Male, Brass, 1/2" X 3/8"	09505
31	22A1917	1	Hose Assembly (To Front Of Transmission)	36422
32	22A1917	1	Hose Assembly (To Rear Of Transmission)	36422
33	1X4726	2	Connector, Male, Brass, 3/8" X 1/4"	09505
	AC291	2	Coupling 36422	
34	8A5733	1	Hose Assembly (To Air Filter On Main Transmission)	36422
35	1X4727	1	Connector, Male, Brass, 3/8" X 3/8"	09505
	1X842	1	Pipe Coupling, Carbon Steel, Black, 3/8"	09505
36	1X4728	1	Connector, Male, Brass, 1/2" X 3/8"	09505
	AC3675	1	Coupling 36422	
	1X4735	1	Elbow, 90° Male, Brass, 1/2" X 3/8"	09505
37	AC3675	4	Coupling 36422	
	1X4728	4	Connector, Male Brass, 1/2" X 3/8"	09505
	1X933	2	Street Elbow, 45°, Malleable Iron, Black, 3/8" (Left Side Only)	09505
38	18A4479	4	Hose Assembly	36422
39	JR895	4	Elbow, 90° Street, 1/4"	63422
40		4	Air Chamber - See Keysheet M1-3-29.0 "Front Brakes"	
41	8A2224	1	Governor 36422	
42	HC2653	1	Gasket 36422	
43	JC845	1	Elbow, Male, Brass, 1/4" X 1/8"	09505
44	HC2654	2	Capscrew 36422	
45			Reference Only (To Low Pressure Switch On Left Hand Side Panel)	
46	1X4728	1	Connector, Male, Brass, 1/2" X 3/8"	09505
	AC3675	1	Coupling 36422	
	1X4758	1	Tee, Male Branch, Brass, 3/8"	09505
47	1X4728	1	Connector, Male, Brass, 1/2" X 3/8"	09505
48	AC4562	1	Treadle Valve	36422
	1X6709	3	Hex. Capscrew, UNC Class 2A, Grade 8, Steel, 5/16" X 1"	90483

M1-27-119.0 (4 of 6)

Parts List

R583

M1-27-119.0

Air Lines And Controls W/Box Beam Carrier - Continued				
REF.	PART NO.	QTY.	DESCRIPTION	FSCM No.
	1X6954	3	Locknut, Nylon Insert, High Tensile, Medium Carbon Steel, Rockwell C25-34, UNC-3B, 5/16"	72968
49	22A1917	1	Hose Assembly (To Carrier Seat)	36422
50	1X4731	1	Connector, Male, Brass, 1/4" X 1/4"	09505
51	1X8911		Pipe Reducer Bushing, Hex. Head, Steel, 3/8" X 1/4"	09505
52	AC3675	1	Coupling 36422	
53	1X4738	1	Elbow, 900 Male, Brass, 3/8" X 3/8"	09505
54	1X8281		Pipe Plug, Square Head, Steel, 3/8"	09505
55	AC4563	1	Stop Light Switch (Near Side)	63422
	1X4738	1	Elbow, 90° Male, Brass, 3/8" X 3/8" (Opposite Side)	09505
56	1X8291		Pipe Plug, Square Head, Steel, 1/2"	09505
57	1X4736	1	Elbow, 90° Male, Brass, 3/8" X 1/4" (Near Side)	09505
	1X8271		Pipe Plug, Square Head, Steel, 1/4" (Opposite Side)	09505
58	1X4729	1	Connector, Male, Brass, 1/2" X 1/2"	09505
59	IX47277		Connector, Male, Brass, 3/8" X 3/8"	09505
60	28A3201	4	Relay Valve 36422	
	18A2816	8	Hex. Capscrew, UNC Class 2A, Grade 8, Steel, 3/8" X 1-1/2" 90483	
	1X6081	8	Locknut, Nylon Insert, High Tensile, Medium Carbon Steel, Rockwell C25-24, UNC-3B, 3/8"	72968
61	1X8288		Pipe Plug, Square Head, Steel, 3/8"	09505
62	1X4739	4	Elbow, 900 Male, Brass, 3/4" X 1/2"	09505
63	IX47354		Elbow, 90° Male, Brass, 1/2" X 3/8"	09505
64	1X4736	4	Elbow, 90° Male, Brass, 3/8" X 1/4"	09505
65	1X4755	3	Union Tee, Brass, 3/8" X 3/8" X 3/8"	09505
66	Ref 1		Compressor	
67	18A3015	1	Elbow 36422	
	18A3014	1	Discharge Fitting	36422
	1X6496	2	Hex. Capscrew, UNC Class 2A, Grade 8, 5/16" X 3/4"	90483
	AC3696	1	Gasket 36422	
68	1X4732	1	Connector, Male, Brass, 3/4" X 1/2"	09505
	37A545	1	Coupling 36422	
	1X4739	1	Elbow, 900 Male, Brass, 3/4" X 1/2"	09505
69	22A766	1	Pressure Reducing Valve	36422
	IX69191		Hex. Capscrew, UNC Class 2A, Grade 8, Steel, 1/4" X 3"	90483
	1X6488	1	Locknut, Nylon Insert, High Tensile, Medium Carbon Steel, Rockwell C25-34, UNC - 3B, 1/4"	72968
70	IX47392		Elbow, 900 Male, Brass, 3/4" X 1/2"	09505
	37A545	1	Coupling 36422	
71	1X4760	1	Connector, Male, Brass, 5/8" X 3/8"	09505
	AC3675	1	Coupling 09505	
	1X4737	1	Elbow, 90° Male, Brass, 5/8" X 3/8"	09505
72	1X4738	1	Elbow, 900 Male, Brass, 3/8" X 3/8"	09505
	1X8931		Pipe Reducer Bushing, Hex Head, Steel, 1/2" X 3/8"	09505
	12A528	1	Check Valve	36422
	1X8971		Pipe Reducer Bushing, Hex. Head, Steel, 3/4" X 1/2"	09505
73	IX896 1		Pipe Reducer Bushing, Hex. Head, Steel, 3/4" X 3/8"	09505
	JR8801		Tee 36422	
	1X4727	1	Connector, Male, Brass, 3/8" X 3/8"	09505
	1X4760	1	Connector, Male, Brass, 5/8" X 3/8"	09505
74	1X4732	2	Connector, Male, Brass, 3/4" X 1/2"	09505
	1X8972		Pipe Reducer Bushing, Hex Head, Steel, 3/4" X 1/2"	09505
75	22A2797	6	Hose Assembly	36422

Parts List

R283

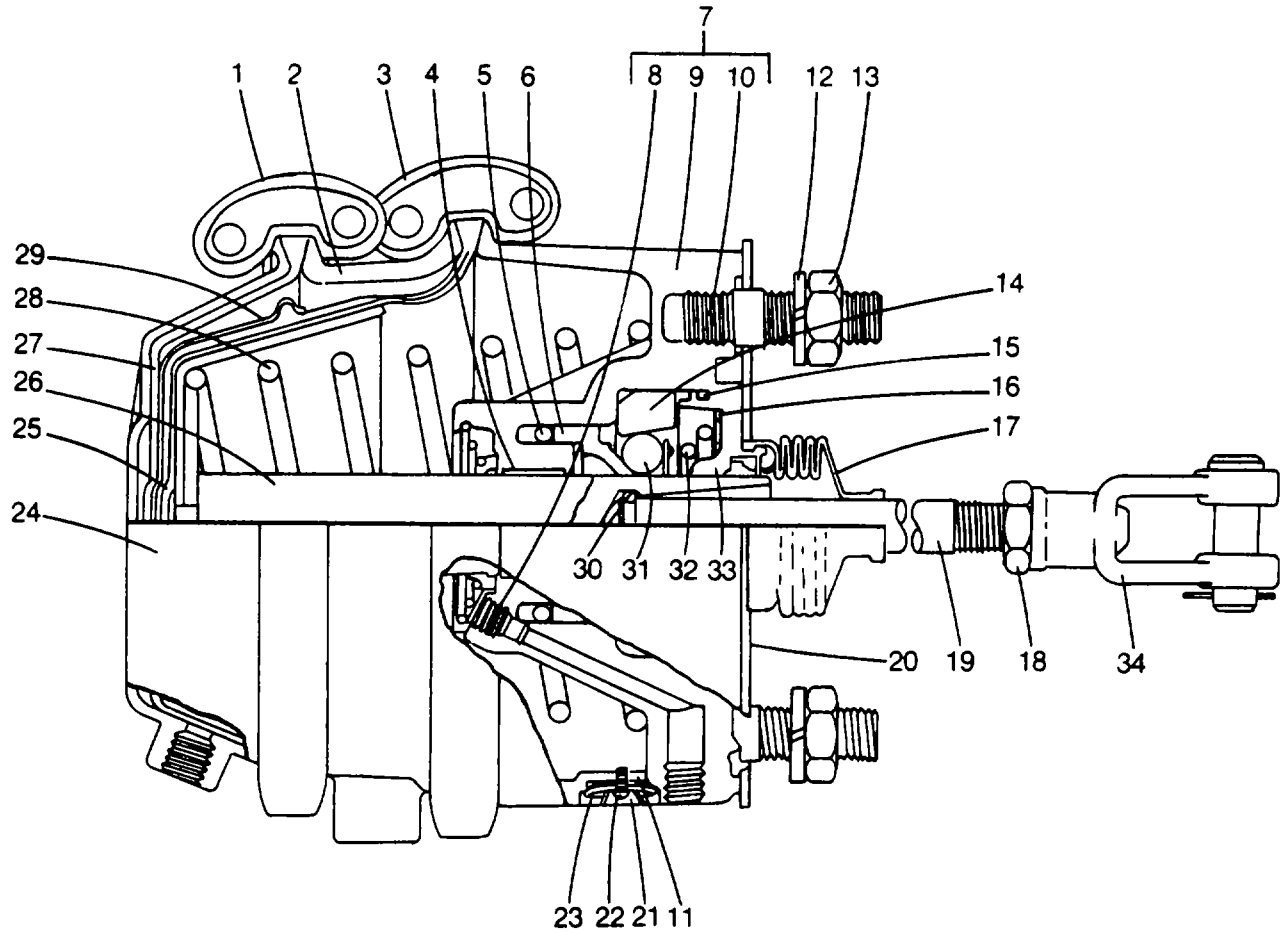
Air Lines And Controls W/Box Beam Carrier - Continued				
REF.	PART NO.	QTY.	DESCRIPTION	FSCM No.
76		4	Safety Actuator - See Keysheet M1-27-127.0	
	1X1984		Hexagon Jam Nut, 5/8", UNF-2B, Steel, Zinc Plates	90483
	1A4276	4	Yoke 36422	
77	18A4480	6	Hose Assembly	36422
78	IX47632		Elbow, 90° Male, Brass, 1/2" X 1/4"	09505
79	18A246	2	Inversion Valve	36422
80	JR8958		Elbow, 900 Street, 1/4"	36422
81	1X4736	2	Elbow, 90° Male, Brass, 3/8" X 1/4"	09505
82	JR8954		Elbow, 90° Street, 1/4"	36422
	IX891 4		Pipe Reducer Bushing, Hex. Head, Steel, 3/8" X 1/4"	09505
83	1X4730	1	Connector, Male, Brass, 5/8" X 1/2"	09505
	1X8971		Pipe Reducer, Bushing Hex. Head, Steel, 3/4" X 1/2"	09505
84	1X4754	1	Tee, Male Run, Brass, 1/2" X 3/8"	09505
	1X8961		Pipe Reducer Bushing, Hex. Head, Steel, 3/4" X 3/8"	09505
85	1A3051	1	Reservoir 36422	
	8A2695	1	Drain Cock 63422	
	1X8921		Pipe Reducer Bushing, Hex. Head, Steel, 1/2" X 1/4"	09505
86	JR89512		Elbow, 900 Street, 1/4"	36422
A	810040001	AR	Thermoplastic Air Brake Tubing, To Meet DOT Federal Motor Vehicle Safety Standard No. 106, 3/8" O.D. X 250" I.D., SAE J844, Type B	06229
B	810040002	AR	Thermoplastic Air Brake Tubing, To Meet DOT Federal Motor Vehicle Safety Standard No. 106, 1/2" O.D. X .375" I.D., SAE J844, Type B	06229
C	810040003	AR	Thermoplastic Air Brake Tubing, To Meet DOT Federal Motor Vehicle Safety Standard No. 106, 5/8" O.D. X .441" I.D., SAE J844, Type B	06229
D	810040004	AR	Thermoplastic Air Brake Tubing, To Meet DOT Federal Motor Vehicle Safety Standard No. 106, 3/4" O.D. X .566" I.D., SAE J844, Type B	06229
E	866002001	AR	Round Copper Tubing, Soft Annealed Conform To SAE J1149, Type 1, 1/4" O.D 84854	
F	866002006	AR	Round Copper Tubing, Soft Annealed, Conform To SAE J1149, Type 1, 5/8" O.D 84854	
	Hose #		Description	
	(1)		Transmission (Rear)	
	(3)		Service	
	(4)		Emergency Reservoir	
	(5)		Inversion Valve	
	(6)		Transmission	
	(7)		Wet Reservoir	
	(8)		Treadle Valve	



**Parts List**  
Safety Actuator

R482

M1-27-127.0



REF.	PART NO.	QTY.	DESCRIPTION	FSCM No.
	18A4728	1	Safety Actuator (Left Side) - Two Required	36422
	18A4729	1	Safety Actuator (Right Side) - Two Required	36422
1	3A10053	1	Clamp Ring Assembly	*
	A11622	1	Clamp Ring	*
	A11623	2	Bolt*	
	A11624	2	Nut *	
2	3A10066	1	Service Pressure Plate	*
3	3A10054	1	Clamp Ring Assembly	*
	116232		Bolt*	
	A11624	2	Nut *	
	A11625	1	Clamp Ring	*
4	3A10058	1	Nylon Bearing	*
5	3A10059	1	"O" Ring	*
6	3A10060	1	Piston *	
7	3A11629	1	Non-Pressure Plate Assembly	*
8	3A11626	1	Pipe Plug	*
9	3A11632	1	Non-Pressure Plate	*
	A11633	1	Lube Fitting (Not Shown)	*
10	3A11628	1	Stud	*
11	3A11627	1	Diaphragm Retainer	*
12	3A10051	2	Lockwasher	*
13	3A10052	2	Nut *	

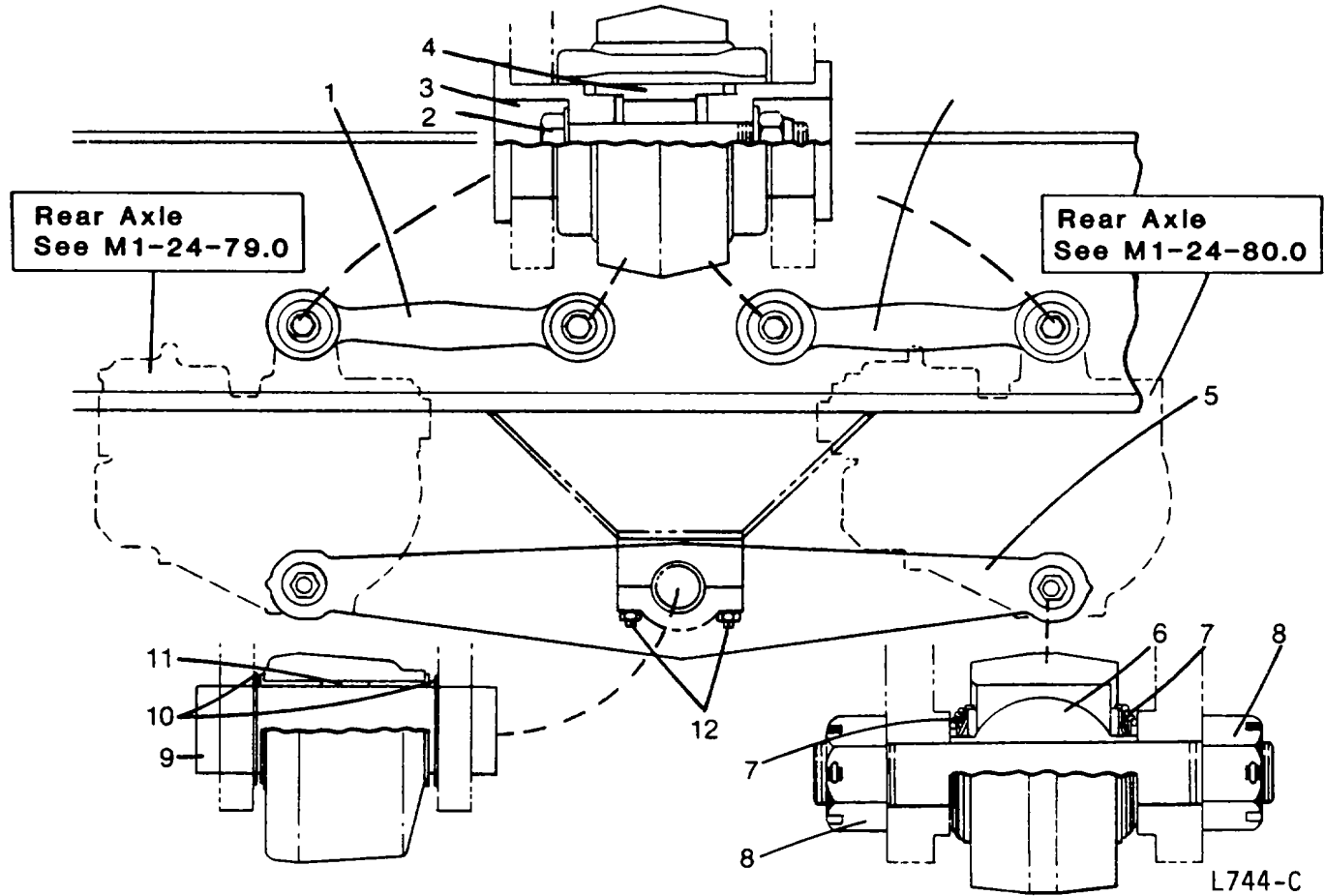
Parts List

R284

Safety Actuator - Continued				
REF.	PART NO.	QTY.	DESCRIPTION	FSCM No.
14	3A10061	1	Collar	*
15	3A10070	1	"O" Ring	*
16	3A10064	1	Washer	*
17	3A10065	1	Boot	*
18	3A10052	1	Yoke Nut	*
19	3A11630	1	Push Rod	*
20	3A10069	1	Splash Guard	*
	3A10078	1	Gasket	*
21	3A10073	1	Diaphragm Washer	*
22	3A10074	1	Screw	*
23	3A10079	1	Diaphragm	*
24	3A10084	1	Auxiliary Pressure Plate	*
25	3A10075	1	Service Diaphragm	*
26	3A10082	1	Shaft	*
27	3A10080	1	Auxiliary Diaphragm	*
28	3A10067	1	Spring	*
29	3A10072	1	Diaphragm Separator	*
30	3A10056	1	Retaining Ring	*
31	3A10062	8	Roller	*
32	3A10063	1	Roller Spring	*
33	3A10083	1	Cap Complete	*
34	1A4276	1	Yoke W/Pin	36422
* See Vendor Annex List For FSCM NO.				

Parts List

Rear Suspension



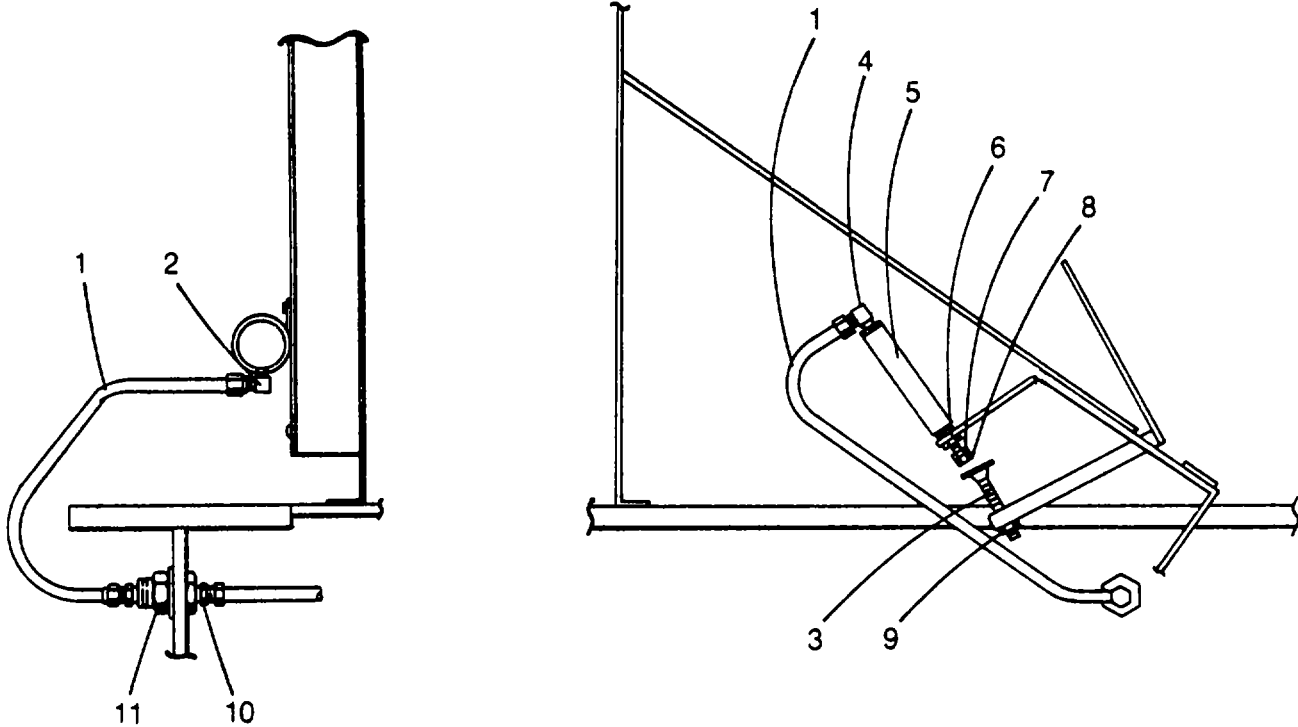
L744-C

REF.	PART NO.	QTY.	DESCRIPTION	FSCM No.
	18A4460	1	Boggie Beam Assembly	36422
1	3A3105	2	Torque Rod	*
2	3A7207	4	Bolt*	
	3A1277	4	Nut *	
3	3A7206	4	Adapter*	
4	3A7208	2	Bushing (Axle Connections Only)	*
5	18A4461	2	Equalizer Beam	36422
6	3A8302	2	Bushing (This is a Two-Piece Assembly)	*
7	3A1265	8	Retainer *	
	3A1266	8	Spring *	
	3A1264	4	Felt *	
8	3A1263	4	Stud *	
	3A3104	8	Nut *	
	1X1095	8	Cotter Pin, Extended Prong, Square Cut, 3/16" X 2-1/2"	20859
9	3A1267	1	Center Pin	*
10	3A1268	2	Thrust Washer	*
11	3A1253	1	Bushing *	
12	AC4094	8	Bolt 36422	
	1x1108		Locknut, Hexagon, Low Carbon Steel, Rockwell C32, Nylon Insert, UNF-3B, 7/8"	72968
* See Vendor Annex List For FSCM No.				
<b>M1-29-19.0 (1 Of 1)</b>				

Parts List

M1-38-69.0

Outrigger Throttle Controls

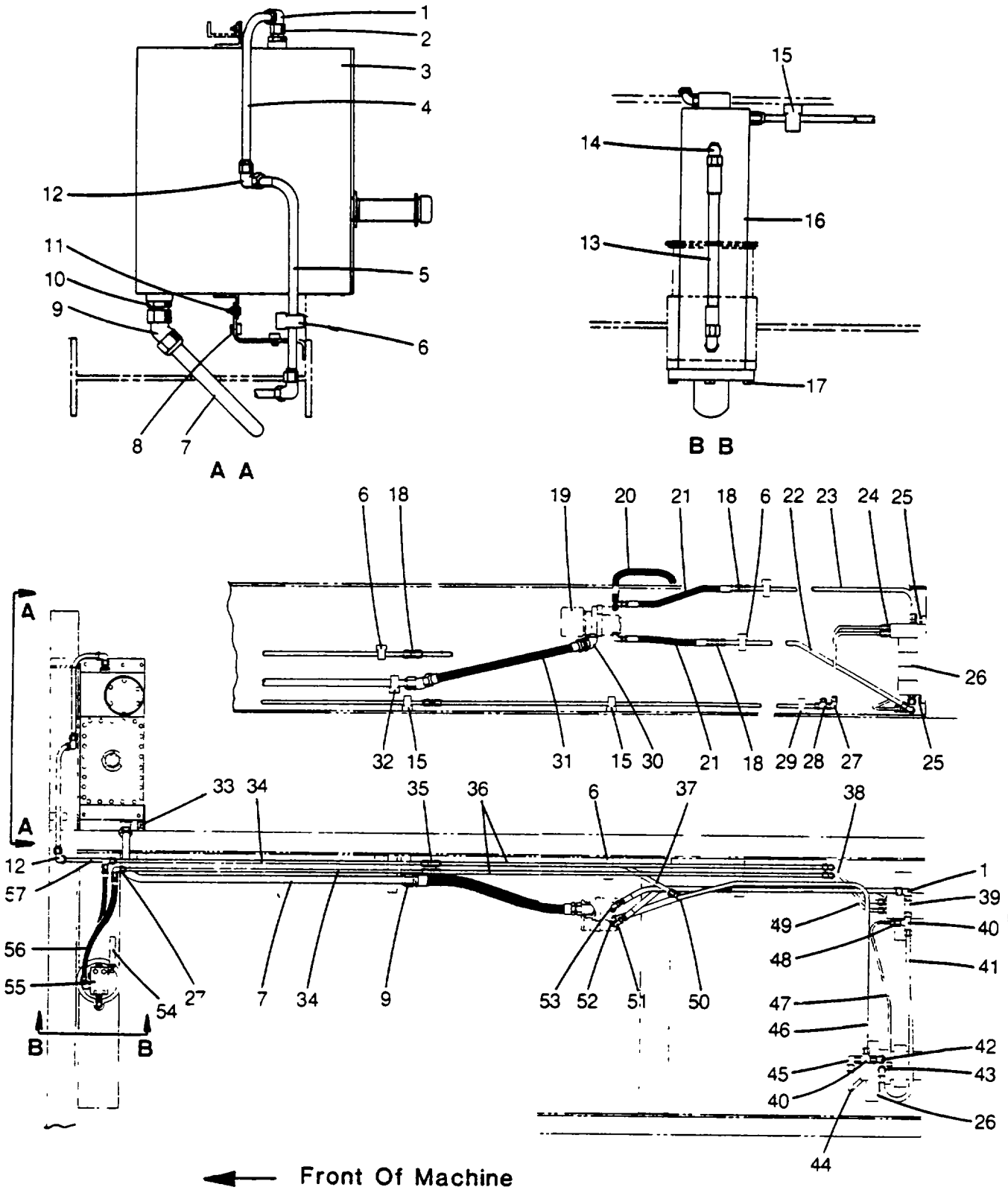


REF.	PART NO.	QTY.	DESCRIPTION	FSCM No.
1	810040001	AR	Nylon Air Brake Tubing, Heat And Light Resistant, 1/4"O.D X .040" Wall, 4'	06229
2	IX47361		Elbow, 90° Male, Brass, 3/8" X 1/4"	09505
3	19A1144	1	Target 36422	
4	1X4740	1	Elbow, 90° Male, Brass, 3/8" X 1/8"	09505
5	19A1985	1	Air Cylinder 36422	
6	1X4102	1	Lockwasher, External Tooth, Carbon Steel, Type A, 5/8"	20859
7	1X2680	1	Locknut, Hexagon, Low Carbon Steel, Rockwell C32, Nylon Insert UNF-3B, 5/16H	72968
8	IX25811		Hexagon Jam Nut, 5/16" UNF-2B, Steel, Zinc Plated	90483
9	1X3809	1	Locknut, Hexagon, Low Carbon Steel, Zinc Plated, Rockwell C32 Nylon Insert, UNC-3B, 3/8"	72968
10	1X4727	2	Male Connector, Brass, 3/8" X 3/8"	09505
11	AC3675	1	Anchor Coupling	36422

Parts List

R284

Bumper Outrigger Lines W/Box Beam Carrier



Parts List

R1083

Bumper Outrigger Lines W/Box Beam Carrier - Continued				
REF.	PART NO.	QTY.	DESCRIPTION	FSCM No.
1	1X3546	2	Elbow, <sup>90°</sup> Swivel Nut, <sup>37°</sup> Flare, Steel, 3/4" X 1-1/16"	09505
2	1X4472	1	Connector, Straight Thread,	
	Steel, Zinc Plated W/"O"	09505	Ring 3/4" X 1-5/16" -12	
3			Hydraulic Reservoir, See Keysheet M1-39-38.0	
4	18J1351	1	Tube Assembly	36422
5	18J1353	1	Tube Assembly	36422
6	26F435		Clamp Assembly 36422	
7	18J1349	1	Tube Assembly	36422
8	1X4705	2	Locking Capscrew, Hex Head, UNC Class 2A - Grade 5, 1/4" X 1/2"	72968
9	1X4602	2	Elbow, 450 Swivel Nut, 370 Flare, Steel, 1-1/4" X 1-5/8"-12	09505
10	1X2757	1	Connector, Straight Thread, Steel, Zinc Plated W/"O" Ring, 09505 1-1/4" X 1-7/8"	
11	1X3599	8	Capscrew, Hex Head, UNC Class 2A - Grade 5, 3/8" X 1-1/4"	90483
	1X1351	8	Plain Washer, Hot Rolled, Mild Steel, Zinc Plated, 3/8"	86157
	1X3809	8	Locknut, Hexagon, Low Carbon Steel, Zinc Plated, Rockwell C32, Nylon Insert, UNC-3B, 3/8"	72968
12	1X2702	2	Elbow, Union 900,37° Flare, Steel, Zinc Plated, 3/4"	09505
13	38J190	1	Hose Assembly	36422
14	1X2810	2	Elbow, <sup>90°</sup> Straight Thread, Steel, W/Locknut, Washer & "O" Ring, 1/2" X 3/4"	
15	36J211	6	Clamp Assembly	36422
16	1		Bumper Jack Cylinder, See M1-46-31.0	
17	1X3918	7	Locking Capscrew, Hex Head, UNC Class 2A - Grade 5, 3/8" X 1-1/2"	72968
18	1X2735	3	Union, 370 Flare, Steel, 3/4"	09505
19			P.T.O. Assembly, M1-41-3.0	
20	18A4612	1	Hose Assembly	36422
21	18J1504	2	Hose Assembly	36422
22	22A3128	1	Tube Assembly	36422
23	22A3134	1	Tube Assembly	36422
24	1X2756	2	Connector, Straight Thread, Steel, Zinc Plated, W/"O" Ring, 1/2" X 3/4"	09505
25	1X4323	2	Connector, Straight Thread, Steel, Zinc Plated, W!"O" Ring, 3/4" X 3/4"	09505
26	2		Valve Stack, See M1-43-22.0	
	1X5138	8	Locking Capscrew, Hex Head, UNC Class 2A- Grade 5, 1/2" X 3/4"	72968
27	IX11624		Elbow, Union <sup>90°</sup> , <sup>37°</sup> Flare, Steel, Zinc Plated, 1/2"	09505
28	1X3276	1	Swivel Nut Run Tee, <sup>37°</sup> Flare, Steel, 1/2"	09505
	JR8621		Cap 36422	
29	26F431		Clamp Assembly (Large)	36422
	36J211	2	Clamp Assembly (Small)	36422
30	18A270C	1	Elbow (Inlet Port)	36422
31	18A2694	1	Hose Assembly	36422
32	25J640	1	Clamp Assembly	36422
33	18J1 34C	1	Bracket 36422	
34	18J296	2	Tube Assembly	36422
35	1X1157	2	Union, 370 Flare, Steel, 1/2"	09505
36	22J641	2	Tube Assembly	36422

## Parts List

R1083

M1-38-95.0

Bumper Outrigger Lines W/Box Beam Carrier - Continued				
REF.	PART NO.	QTY.	DESCRIPTION	FSCM No.
37	22A3130	1	Tube Assembly	36422
38	22A3138	1	Tube Assembly	36422
39	IX44711		Tee, Swivel Nut Branch, 37° Flare, Steel, Zinc Plated,	09505
	3/4"			
40	1X3659	2	Tee, Swivel Nut Run, 37° Flare, Steel, Zinc Plated, 3/4"	09505
41	18J1494	1	Tube Assembly	36422
42	1X3546	2	Elbow, 90° Swivel Nut, 37° Flare, Steel, 3/4" X 1-1/16"	09505
	19A580	2	Connector 36422	
43	1X4767	1	Connector, Straight Thread, Steel, Zinc Plated, W/"O"	09505
			Ring, 3/8"	
	1X4073	1	Elbow, 90° Swivel Nut, 370 Flare, Steel, 3/8" X 9/16"	09505
44	22A2424	1	Tube Assembly	36422
	1X3546	1	Elbow, 90° Swivel Nut, 370 Flare, Steel, 3/4" X 1-1/16"	09505
	19A580	1	Connector 36422	
45	1X3546	1	Elbow, 900 Swivel Nut, 370 Flare, Steel, 3/4" X 1-1/16"	09505
46	22A3132	1	Tube Assembly	36422
47	18J1500	1	Tube Assembly	36422
48	1X2690	1	Tube Nut, 370 Flare, Steel, Zinc Plated, 3/4"	09505
	1X5073	1	Tube End Reducer, 370 Flare, Steel, 3/4" X 3/8"	09505
49	22A3140	1	Tube Assembly	36422
50	1X2703	1	Union Tee, 370 Flare, Steel, 3/4"	09505
51	1X3248	1	Connector, Straight Thread, Steel, Zinc Plated, W/"O"	09505
			Ring, 5/8" X 3/4" -16	
	1X3339	1	Elbow, 90° Swivel Nut, 370 Flare, Steel, 5/8" X 7/8"	09505
52	1X3248	1	Connector, Straight Thread, Steel, Zinc Plated, W/"O"	09505
			Ring, 5/8" X 3/4" -16	
53	1X3199	1	Elbow, 900 Straight Thread, Steel, W/Locknut, Washer & "O" Ring, 5/8" X 7/8"	09505
54	28J2385	1	Pressure Switch	36422
55			Lock Valve, See M1-44-4.0	
	11X4226	5	Locking Capscrew, Hex Head, UNC Class 2A- Grade 5, 3/8"	72968
			X 2"	
56	26A472	2	Hose Assembly	36422
57	18J1355	1	Tube Assembly	36422

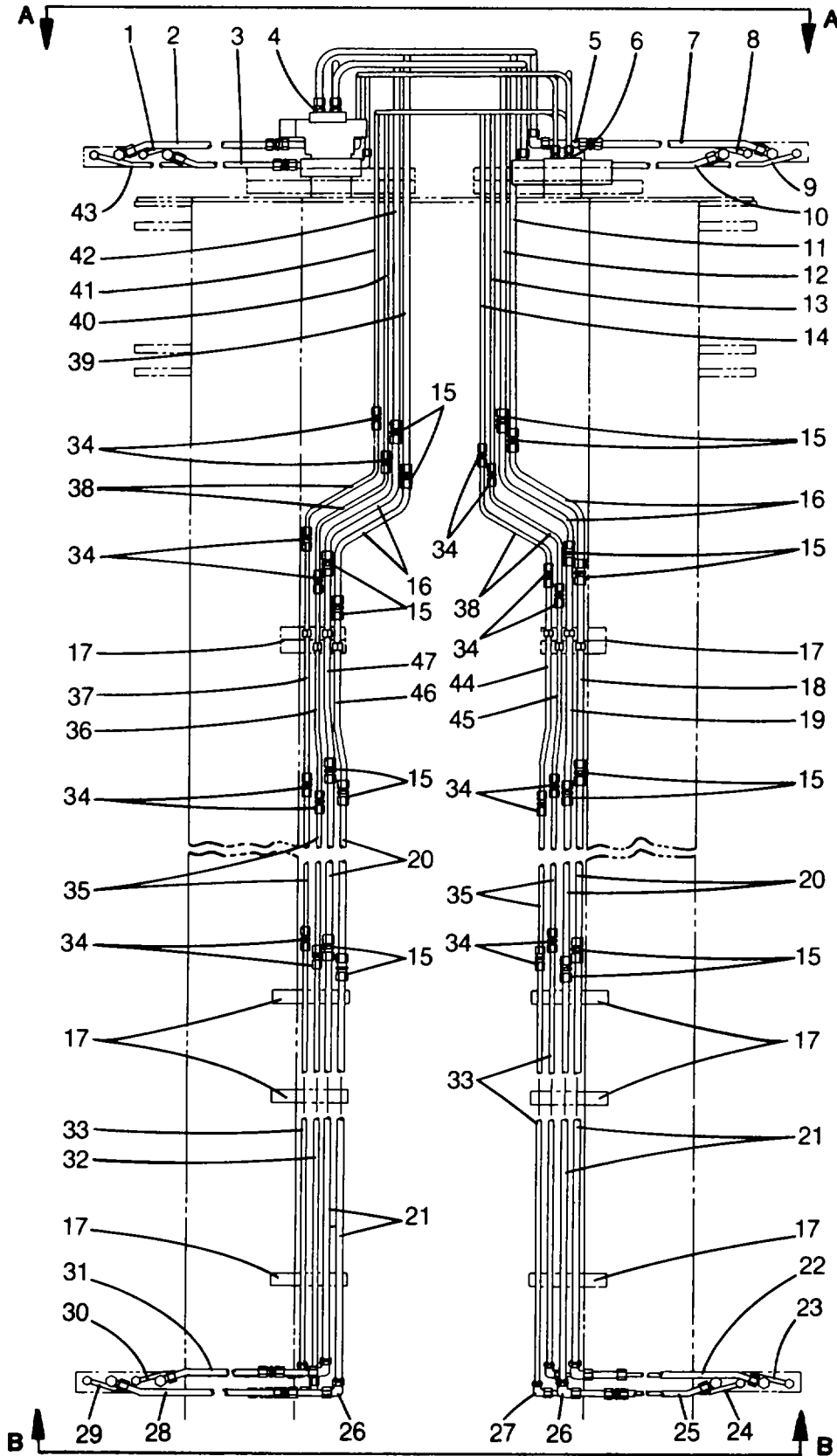
Parts List

R

M1-38-96.0

Outrigger Hydraulic Lines On Carrier

Front Of Machine





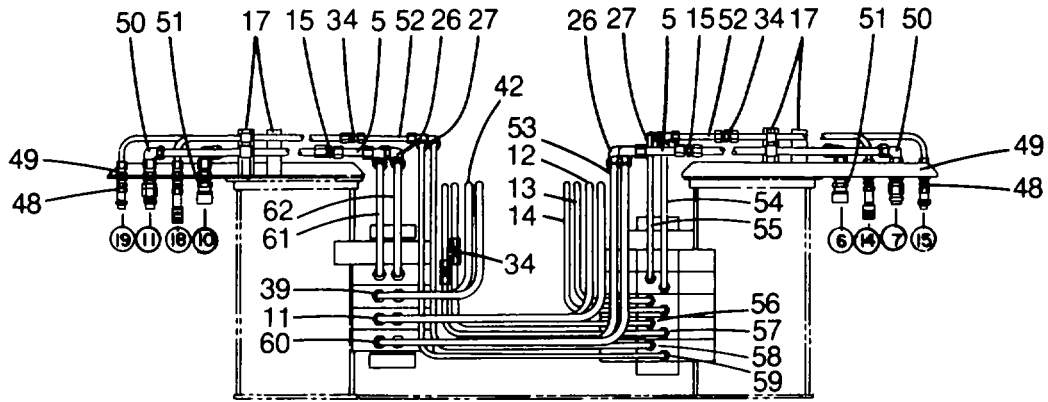
## Parts List

Outrigger Hydraulic Lines On Carrier - Continued				
REF.	PART NO.	QTY.	DESCRIPTION	FSCM No.
1	18A4684	1	Tube Assembly	36422
2	18A4682	1	Tube Assembly	36422
3	18A4680	1	Tube Assembly	36422
4	19A580	8	Connector 36422	
5	22A3122	8	Tube Assembly	36422
6	1X2756	8	Connector, Straight Thread, Steel, Zinc Plated, W/O-Ring 1/2" x 3/4" - 16	09505
7	18A4690	1	Tube Assembly	36422
8	18A4692	1	Tube Assembly	36422
9	18A4694	1	Tube Assembly	36422
10	18A4688	1	Tube Assembly 36422	
11	18J1240	1	Tube Assembly 36422	
12	18J1238	1	Tube Assembly 36422	
13	18J1236	1	Tube Assembly	36422
14	18J1234	1	Tube Assembly	36422
15	1X2735	24	Union, 370 Flare, Steel, 3/4"	09505
16	18J1228	4	Tube Assembly	36422
17	26F4338		Clamp Assembly (Large)	36422
	36J211	38	Clamp Assembly (Small)	36422
18	18J1268	1	Tube Assembly	36422
19	18J1270	1	Tube Assembly	36422
20	18J1252	4	Tube Assembly	36422
21	18J1580	4	Tube Assembly	36422
22	18A4706	1	Tube Assembly	36422
23	18A4710	1	Tube Assembly	36422
24	18A4708	1	Tube Assembly	36422
25	18A4704	1	Tube Assembly	36422
26	IX27028		Elbow, Union 90°, 370 Flare, Steel, Zinc Plated, 3/4"	09505
27	IX11628		Elbow, Union 90°, 370 Flare, Steel, Zinc Plated, 1/2"	09505
28	18A4700	1	Tube Assembly	36422
29	18A4696	1	Tube Assembly	36422
30	18A4698	1	Tube Assembly	36422
31	18A4702	1	Tube Assembly	36422
32	18J1244	1	Tube Assembly	36422
33	18J1248	3	Tube Assembly	36422
34	1X1157	26	Union, 37 Flare, Steel, 1/2"	09505
35	18J1256	4	Tube Assembly	36422
36	18J1280	1	Tube Assembly	36422
37	18J1282	1	Tube Assembly	36422
38	18J1222	4	Tube Assembly	36422
39	18J1232	1	Tube Assembly	36422
40	18J1226	1	Tube Assembly	36422
41	18J1220	1	Tube Assembly	36422
42	18J1230	1	Tube Assembly	36422
43	18A4686	1	Tube Assembly	36422
44	18J1274	1	Tube Assembly	36422
45	18J1272	1	Tube Assembly	36422
46	18J1276	1	Tube Assembly	36422
47	18J1278	1	Tube Assembly	36422
48	1X2743	8	Pipe Reducer Bushing, Carbon Steel, 1/2"x3/8U	09505
	1X5074	8	Bulkhead, Straight, Steel, Cadmium Plated, ANSI Spec B2.2-1965 Threads, 1/2"	09505

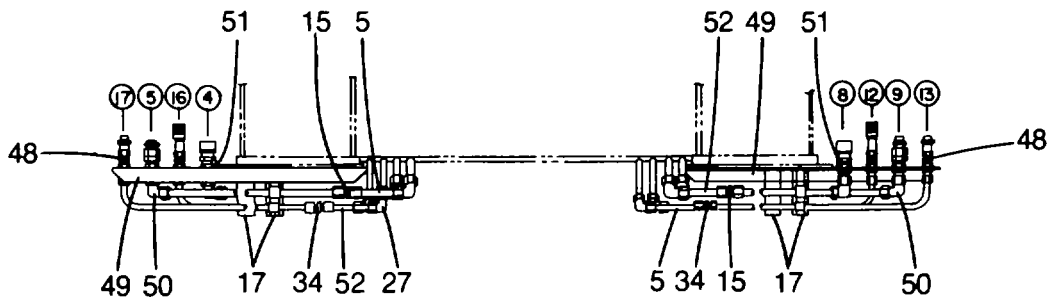
Parts List

M1-38-96.0

Outrigger Hydraulic Lines On Carrier - Continued



A-A



B-B

Parts List

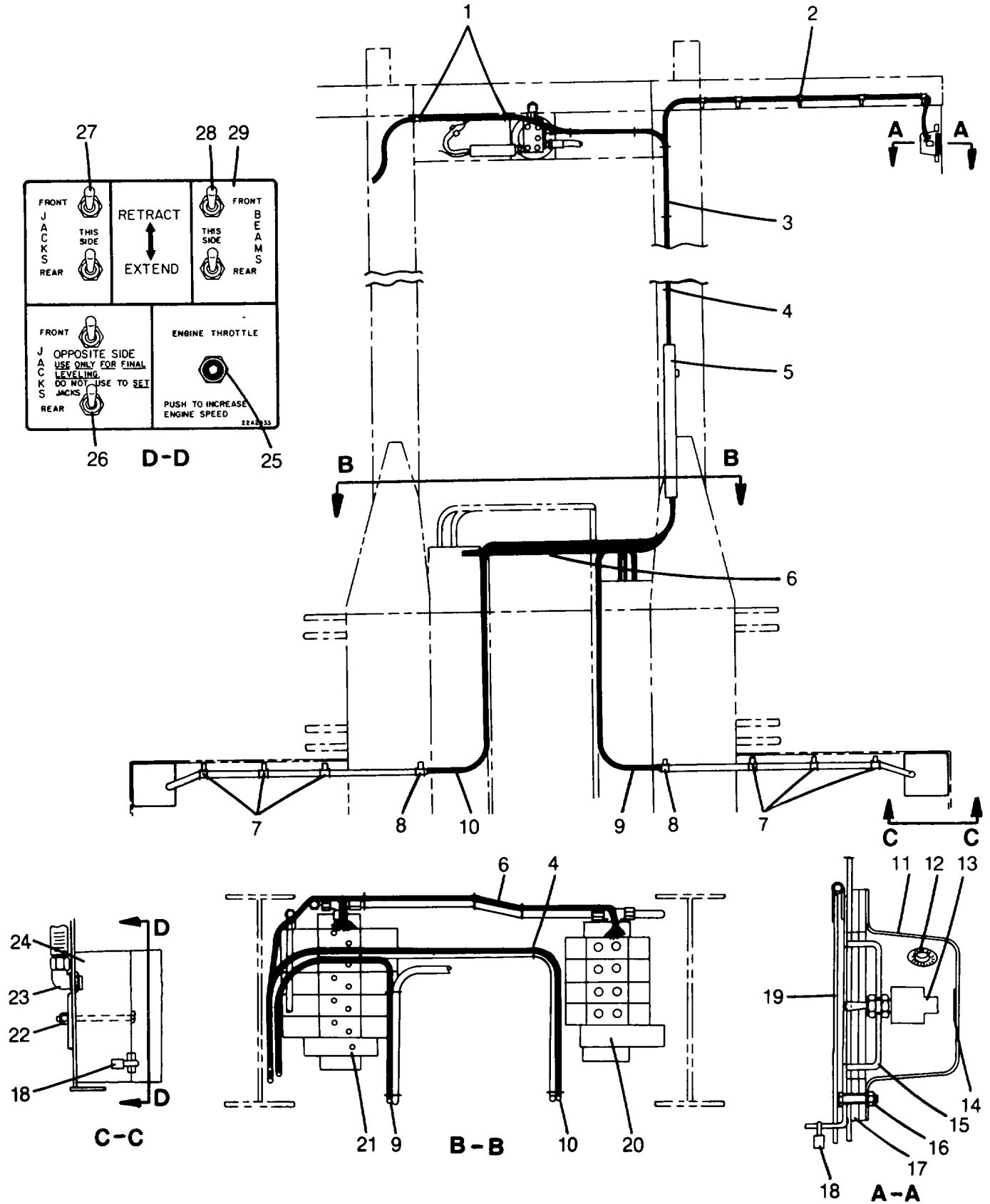
Outrigger Hydraulic Lines On Carrier				
REF.	PART NO.	QTY.	DESCRIPTION	FSCM No.
49	22A3127	4	Bracket 36422	
	IX33028		Capscrew, Hex Head, UNC Class 2A-Grade 5, 1/2"xl-1/2"	90483
	IX38088		Locknut, Hexagon, Low Carbon Steel, Zinc Plated, Rockwell C32, Nylon Insert, UNC-3B 1/2"	72968
50	1X3546	8	900 Swivel Nut Elbow, 370 Flare, Steel, 3/4"xl-1/16"-12	09505
51	IX50758		Bulkhead, Straight, Steel, Cadium Plated, ANSI Spec B2.2-1965 Threads, 3/4"	09505
52	22A3124	8	Tube Assembly	36422
53	18J1202	1	Tube Assembly	36422
54	18J1214	1	Tube Assembly	36422
55	18J1208	1	Tube Assembly	36422
56	18J1224	1	Tube Assembly	36422
57	18J1218	1	Tube Assembly	36422
58	18J1198	1	Tube Assembly	36422
59	18J1196	1	Tube Assembly	36422
60	18J1206	1	Tube Assembly	36422
61	18J1186	1	Tube Assembly 36422	
62	18J1184	1	Tube Assembly	36422

Function	Hose Connection Chart				
	Circuit	Left Front Jack	Right Front Jack	Left Rear Jack	Right Rear Jack
Jack Extend	(A)	(7)	(11)	(9)	(5)
Jack Retract	(B)	(6)	(10)	(8)	(4)
		Left Front Beam	Right Front Beam	Left Rear Beam	Right Rear Beam
Beam Extend	(C)	(15)	(19)	(13)	(17)
Beam Retract	(D)	(14)	(18)	(12)	(16)

Function	Quick Disconnects				Dust Caps And Plugs		
	Circuit	Part No	Desc	FSCFM #	Part No	Desc	FSCM#
Jack Extend	(A)	18A788	Nipple	36422	18A789	Dust Cap	36422
Jack Retract	(B)	18A786	Coupler	36422	18A787	Dust Plug	36422
Beam Extend	(C)	18A2061	Nipple	36422	18A2064	Dust Cap	36422
Beam Retract	(D)	31A242	Coupler	36422	18A2063	Dust Plug	36422

Parts List

[Outrigger Electrical Controls & Installation



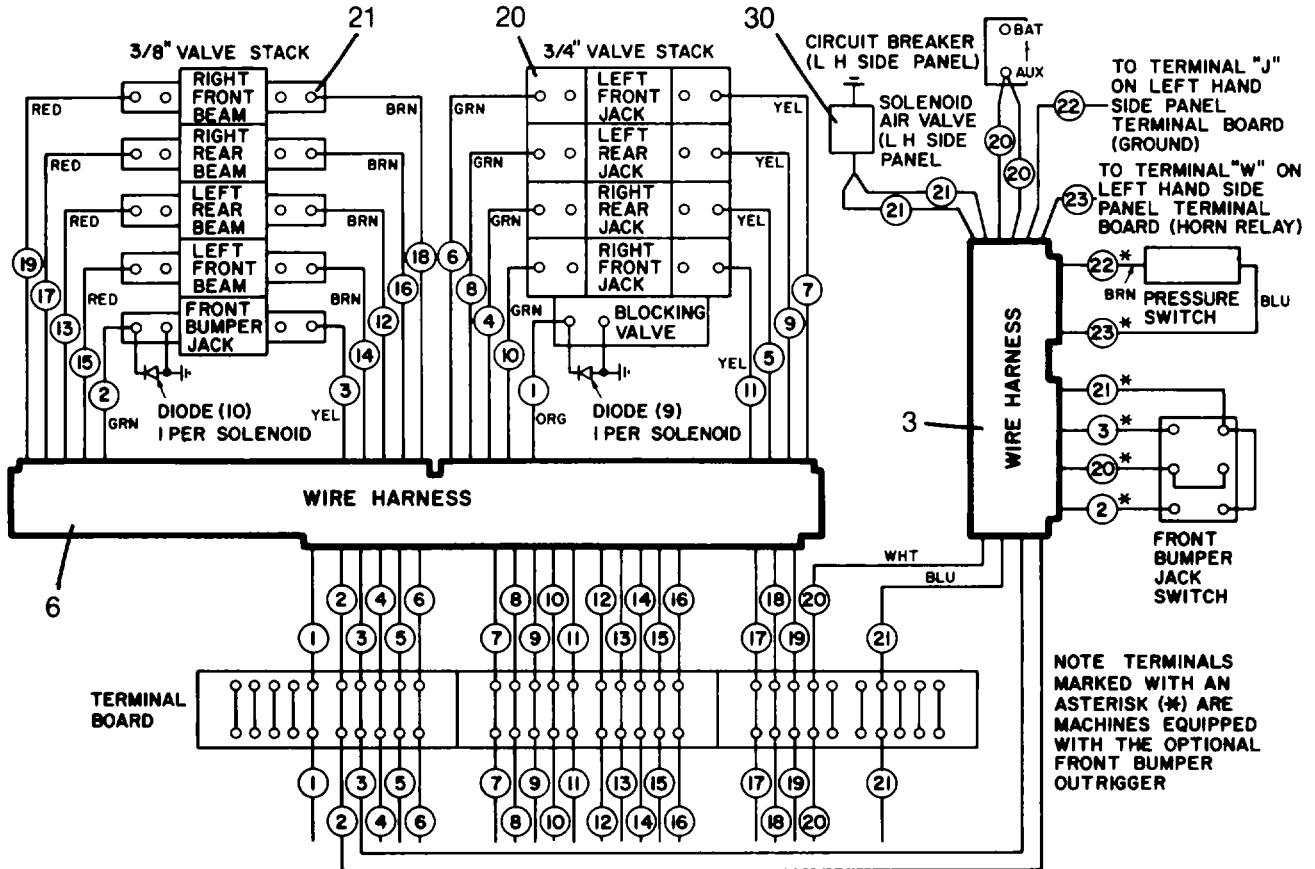
## Parts List

Outrigger Electrical Controls & Installation - Continued				
REF.	PART NO.	QTY.	DESCRIPTION	FSCM No.
1	JC2275	2	Tube Clamp	36422
	IX47052		Locking Capscrew, Hex Head UNC Class 2A-Grade 5, 1/4"x1/2"	72968
2	JC2275	5	Tube Clamp	36422
3	22A2442	1	Wire Harness	36422
4	25J121	60	Cable Tie 36422	
5	22A2498	1	Bracket 36422	
	1X4705	4	Locking Capscrew, Hex Head, UNC Class 2A-Grade 5, 1/4"x1/2"	72968
	RC2303		Terminal Block 36422	
	1X5519	9	Machine Screw, Socket Button Head, Steel, UNC Class 3A, #8 x 3/8" 90483	
	22A2499	1	Cover 36422	
	IX47056		Locking Capscrew, Hex Head, UNC Class 2A-Grade 5, 1/4"x1/2"	72968
	1X2 6		Plain Washer, Hot Rolled Mild Steel, Zinc Plated, 1/4"	86157
6	18R481		Wire Harness 36422	
7	1J4848		Tube Clamp 36422	
8	IX47052		Locking Capscrew; Hex Head, UNC Class 2A-Grade 5, 1/4"x1/2"	72968
9	18R461		Wire Harness 36422	
10	18R471		Wire Harness 36422	
11	28A901	1	Cover 36422	
12	18M1116	1	Rubber Grommet	36422
13	18A2676	1	Toggle Switch	36422
14	19A721	1	Plug Button 36422	
15	28J964	1	Bracket 36422	
16	1X3743	3	Capscrew, Hex Head, UNC Class 2A-Grade 5, 1/4" x 1"	90483
	1X5079	3	Locknut, Hexagon, Low Carbon Steel, Zinc Plated, Rockwell C32, Nylon Insert, UNC 3B, 1/4"	72968
17	12H502		Gasket 36422	
18	PC2622		Padlock & Key 36422	
19	28A902	1	Switch Cover	36422
	22A2591	1	Label 36422	
20	1		3/4" Valve Stack (See Keysheet M1-43-22.0)	
21	1		3/8" Valve Stack (See Keysheet M1-43-22.0)	
22	1X4868	4	Capscrew, Hex Head, UNC Class 2A-Grade 5, 5/16" x 4"	90483
	1X5080	4	Locknut, Hexagon, Low Carbon Steel, Zinc Plated, Rockwell C32, Nylon Insert, UNC 3B, 5/16"	72968
23	RA88 2		Connector 36422	
24	22A2513	2	Control Box 36422	
	22A2591	2	Label - Caution	36422
25	HC2273	1	Push Button Switch	36422
26	28A963	2	Toggle Switch	36422
27	18A2676	2	Toggle Switch	36422
28	18A1890	2	Toggle Switch	36422
29	22A2433	1	Label 36422	
30	1		Solenoid Valve (See Keysheet L.H. Side Panel M1-71-29.0)	
31	29R388		Terminal Strap, 3/4" 36422	
32	29R398		Terminal Strap, 3/8" 36422	

Parts List

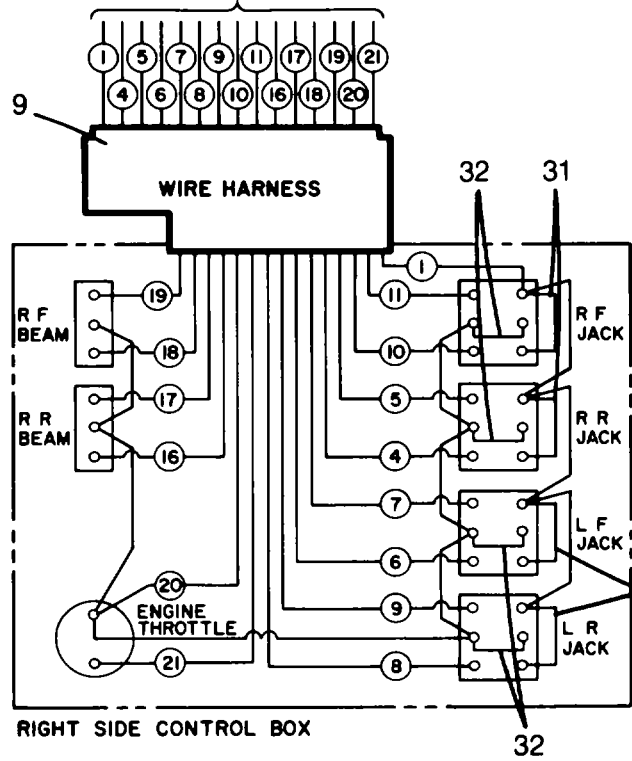
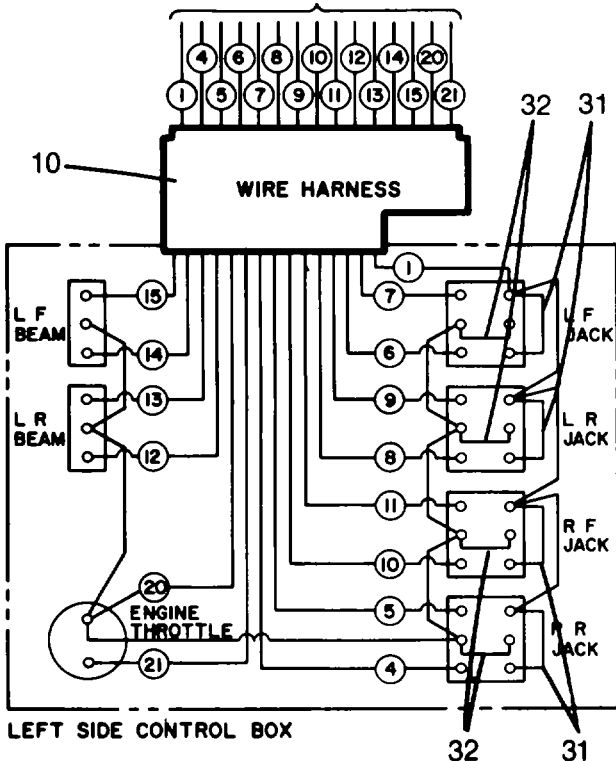
M1-38-104.0

Outrigger Electrical Controls & Installation - Continued



WIRES ARE TO BE CONNECTED TO CORRESPONDING TERMINALS ON TERMINAL BOARD

WIRES ARE TO BE CONNECTED TO CORRESPONDING TERMINALS ON TERMINAL BOARD



**Parts List**

## Outrigger Electrical Controls &amp; Installation - Continued

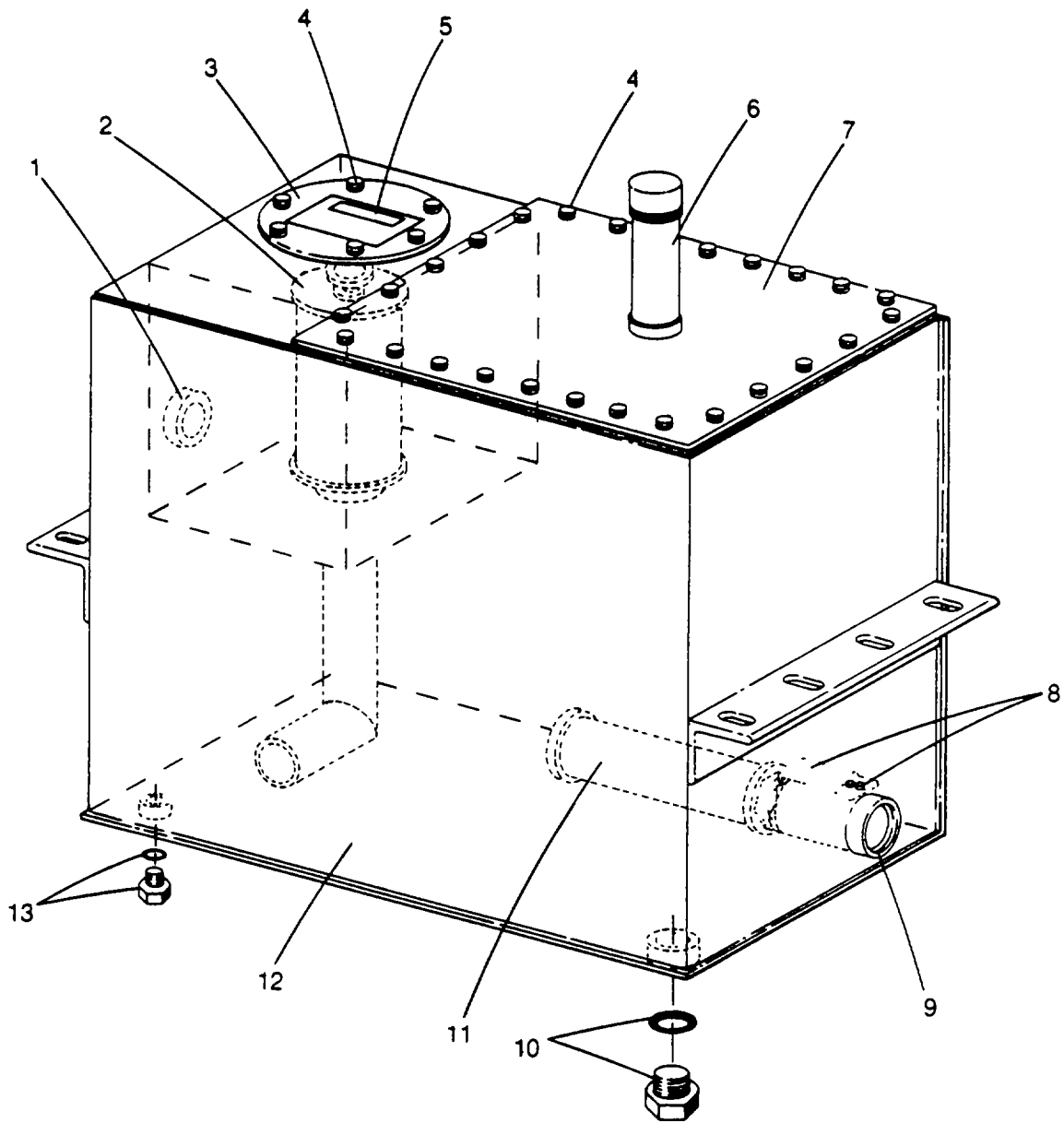
Wire No	Color	Function
1	Orange	Blocking Valve
2	Green	Front Bumper Jack, Retract
3	Yellow	Front Bumper Jack, Extend
4	Green	Right Rear Jack, Retract
5	Yellow	Right Rear Jack, Extend
6	Green	Left Front Jack, Retract
7	Yellow	Left Front Jack, Extend
8	Green	Left Rear Jack, Retract
9	Yellow	Left Rear Jack, Extend
10	Green	Right Front Jack, Retract
11	Yellow	Right Front Jack, Extend
12	Brown	Left Rear Beam, Retract
13	Red	Left Rear Beam, Extend
14	Brown	Left Front Beam, Retract
15	Red	Left Front Beam, Extend
16	Brown	Right Rear Beam, Retract
17	Red	Right Rear Beam, Extend
18	Brown	Right Front Beam, Retract
19	Red	Right Front Beam, Extend
20	White	Power
21	Blue	Throttle
22	Black	Ground
23	Black	Signal To Horn Relay From Pressure Switch

Parts List

R284

M1-39-38.0

Hydraulic Reservoir Assembly





Parts List

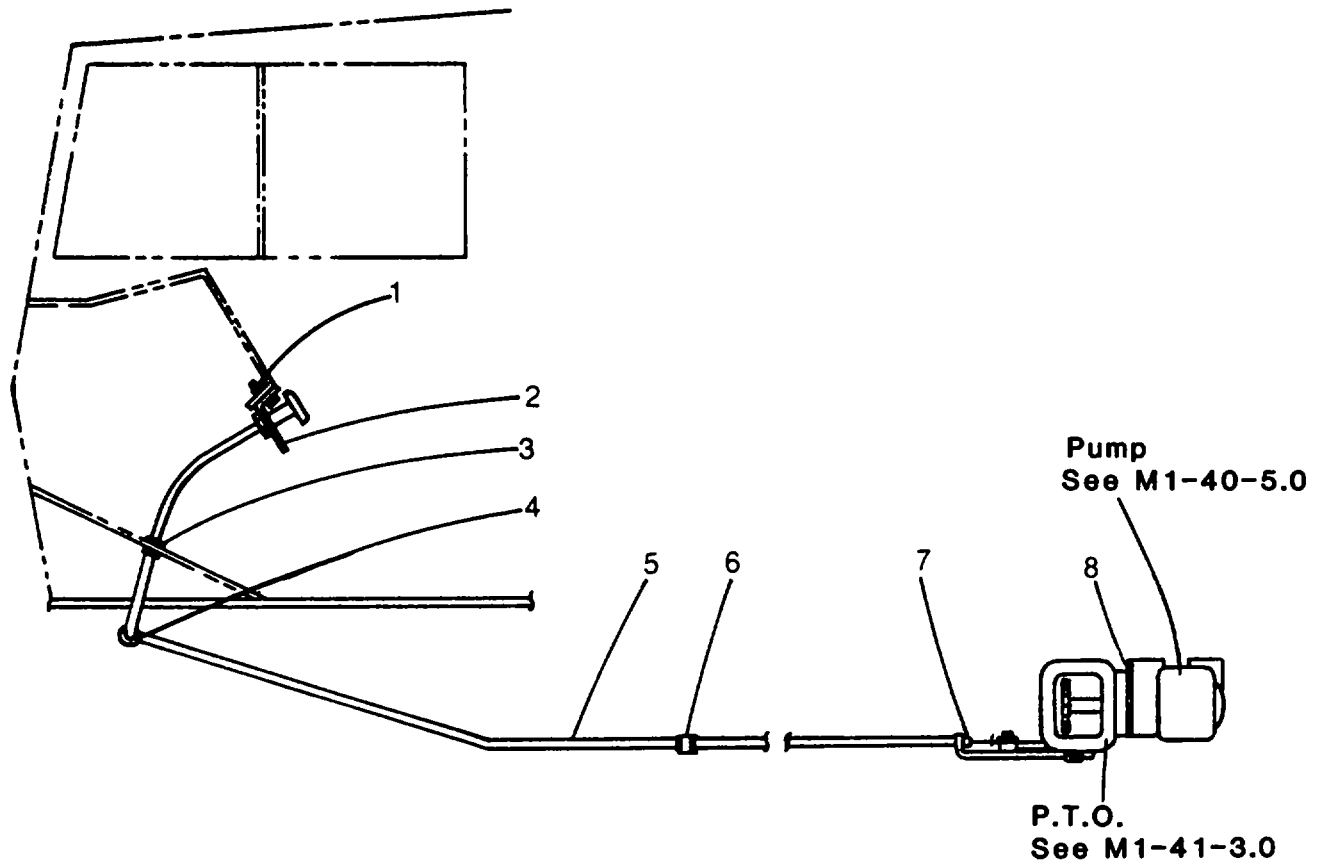
R1083

Hydraulic Reservoir Assembly - Continued				
REF.	PART NO.	QTY.	DESCRIPTION	FSCM No.
	22A3176	1	Reservoir Assembly	36422
1	1X4025*	1	Plug, Hex Head "O" Ring Boss, Steel, Zinc Plated, 1-5/16" (Storage Only)	09505
	36J748*	1	"O" Ring (Storage Only)	36422
2	25J675	1	Filter Assembly	36422
3	17J328	1	Cover Plate 36422	
	23J83 1		Gasket 36422	
4	1X4356*	32	Sealing Capscrew, Hex Head, UNC Class 2A - Grade 5, Medium Carbon Steel, Zinc Plated, Plastic Patch, 3/8" X 1" 72968	
	1X4* 32		Plain Washer, Hot Rolled, Mild Steel, Zinc Plated, 3/8" 86157	
5	20J2232	1	Label - Filter Service	36422
6	18A4651	1	Filler - Breather Assembly	36422
	1X5491	6	Locking Capscrew, Hexagon, Socket Head W/Plastic Patch, UNRC - Class 2A, Alloy Steel, #10 X 1/2"	72968
7	18A4642	1	Cover 36422	
	22A2535	1	Gasket 36422	
8	22A2544	1	Spring 36422	
	1X5478*	2	Locking Capscrew, Hexagon, Socket Head W/Plastic Patch, UNRC - Class 2A, Alloy Steel, 1/4" X 3/4"	72968
9	1X2770*	1	Plug, Hex Head, "O" Ring Boss, Steel, Zinc Plated, 1-7/8" (Storage Only)	09505
	20J773*	1	"O" Ring (Storage Only)	36422
10	1X5165*	1	Plug, Magnetic, Capscrew Type, Steel, 1-1/4"	36540
	22A2580*	1	Washer 36422	
11	22A2534	1	Strainer Element Assembly	36422
12	22A3175	1	Reservoir 36422	
13	22A2567*	1	Plug 36422	
	1J2700*	1	"O" Ring 36422	
			Reservoir Parts Kit 18A4727	36422

Parts List

M1-40-4.0

Pump And Controls, Hydraulic Outriggers

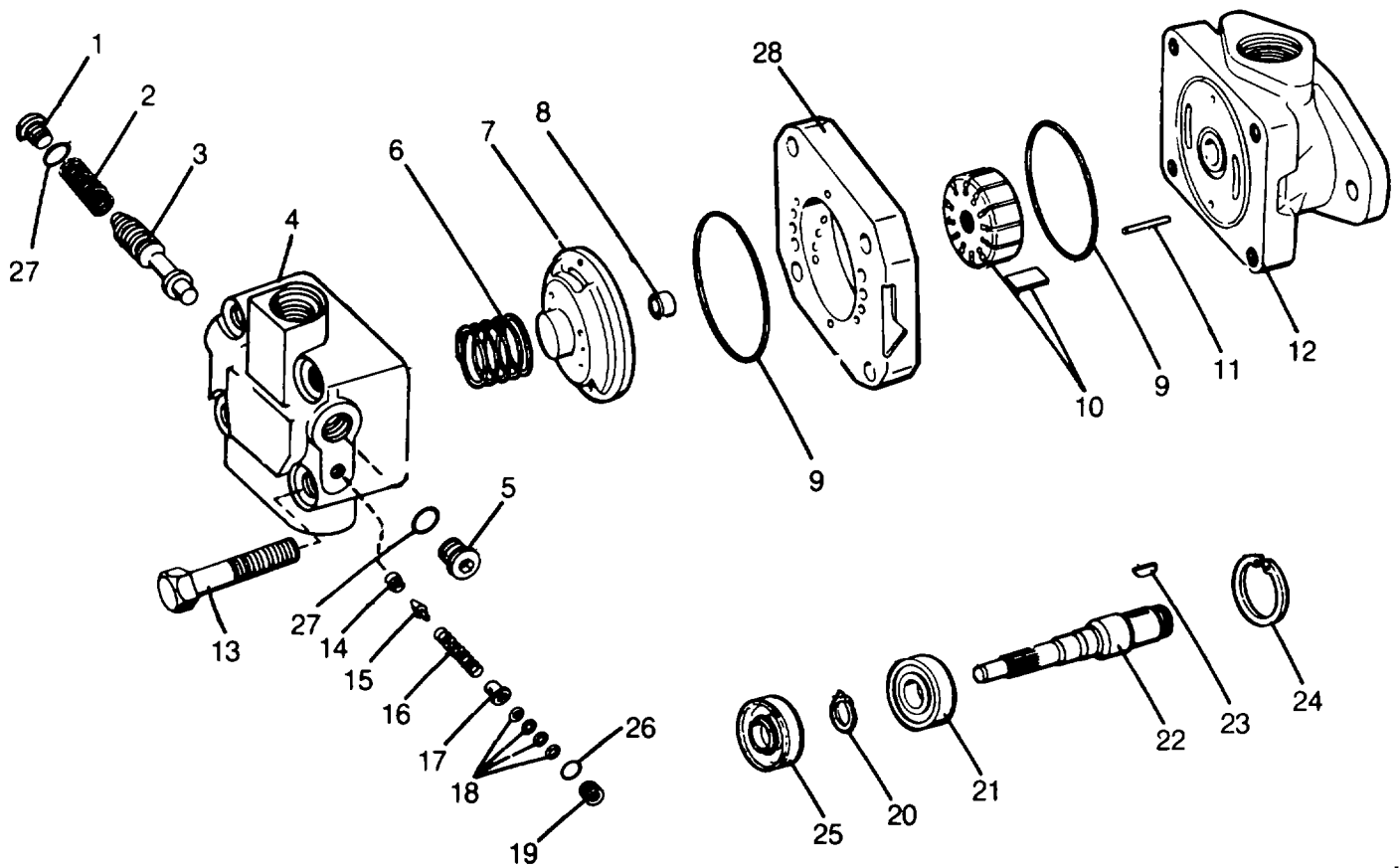


REF.	PART NO.	QTY.	DESCRIPTION	FSCM No.
1	AC5493	2	Capscrew 36422	
	IX17522		Locknut, Nylon Insert, NC-3, Carbon Steel, Zinc Plated, 1/4" 72968	
2	18A3359	1	Bracket 36422	
3	18M1116	1	Rubber Grommet	36422
4	9A4691		Rubber Grommet 36422	
5	22A823	1	Flexible Control Cable	36422
	25J121	2	Cable Tie 36422	
6	39J218	2	Tube Clamp	36422
7	18A3116	1	Speed Nut 36422	
8	IX51312		Locking Capscrew, Hex Head, UNC Class 2A, Grade 5, 3/8" X 1-1/4"	72968

Parts List

M1-40-5.0

Pump Assembly W/Valve



REF.	PART NO.	QTY.	DESCRIPTION	FSCM No.
	19J1188	1	Pump Assembly	36422
1	3J4485	1	Plug *	
2	3J4484	1	Spring *	
3	3J4483	1	Piston *	
4	3J4486	1	Body *	
5	3J4485	1	Plug *	
6	3J5445	1	Spring *	
7	3A3001	1	Pressure Plate *	
8	3A3002	1	Bushing *	
9	3J67**2	1	"O"-Ring *	
10	3A3010	1	Cartridge Kit *	
11	3A3007	2	Pin *	
12	3A5782	1	Body *	
13	3A2186	4	Screw *	
14	3J4476	1	Seat *	
15	3J1626	1	Piston *	
16	3J1625	1	Guide *	
17	3J4478	1	Guide *	
18	3J4481	1	Shim *	
	3J4479	1	Shim *	
	3J4482	1	Shim *	
	3J4480	1	Shim *	

Parts List

R284

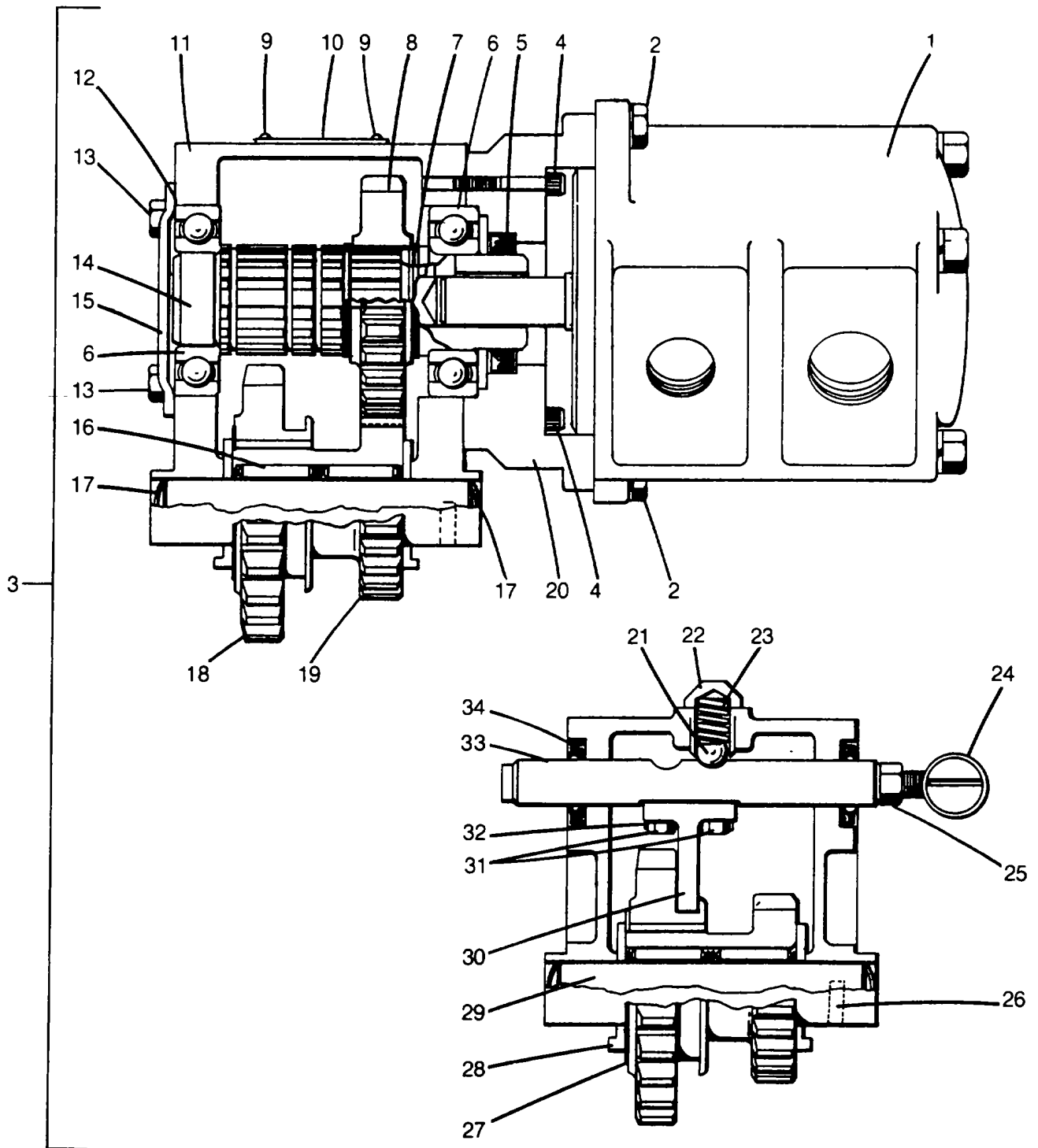
Pump Assembly W/Valve - Continued				
REF.	PART NO.	QTY.	DESCRIPTION	FSCM No.
19	3J4477	1	Plug *	
20	3J1262		Retaining Ring *	
21	1X2176	1	Ball Bearing Single Row Radial, Rings And Balls - High Carbon Chromium Steel, Cage-Low Carbon Steel, Seals - Synthetic Rubber, Seals Both Sides, .7874 I.D. X 1.8504 O.D. X .5512	91936
22	3A3003	1	Shaft *	
23	3A2997	1	Key*	
24	JC1373	1	Retaining Ring	36422
25	3A2999**	1	Seal *	
26	3J5442**	1	"O"-Ring *	
27	3J5441**	2	"O"-Ring *	
28	3A4236	1	Ring *	
* See Vendor Annex List For FSCM NO.				
** All Items Included In 3A3008, Seal Kit				

Parts List

R284

M1-41-3.0

Power Take-Off Assembly



N64-C

## Parts List

R284

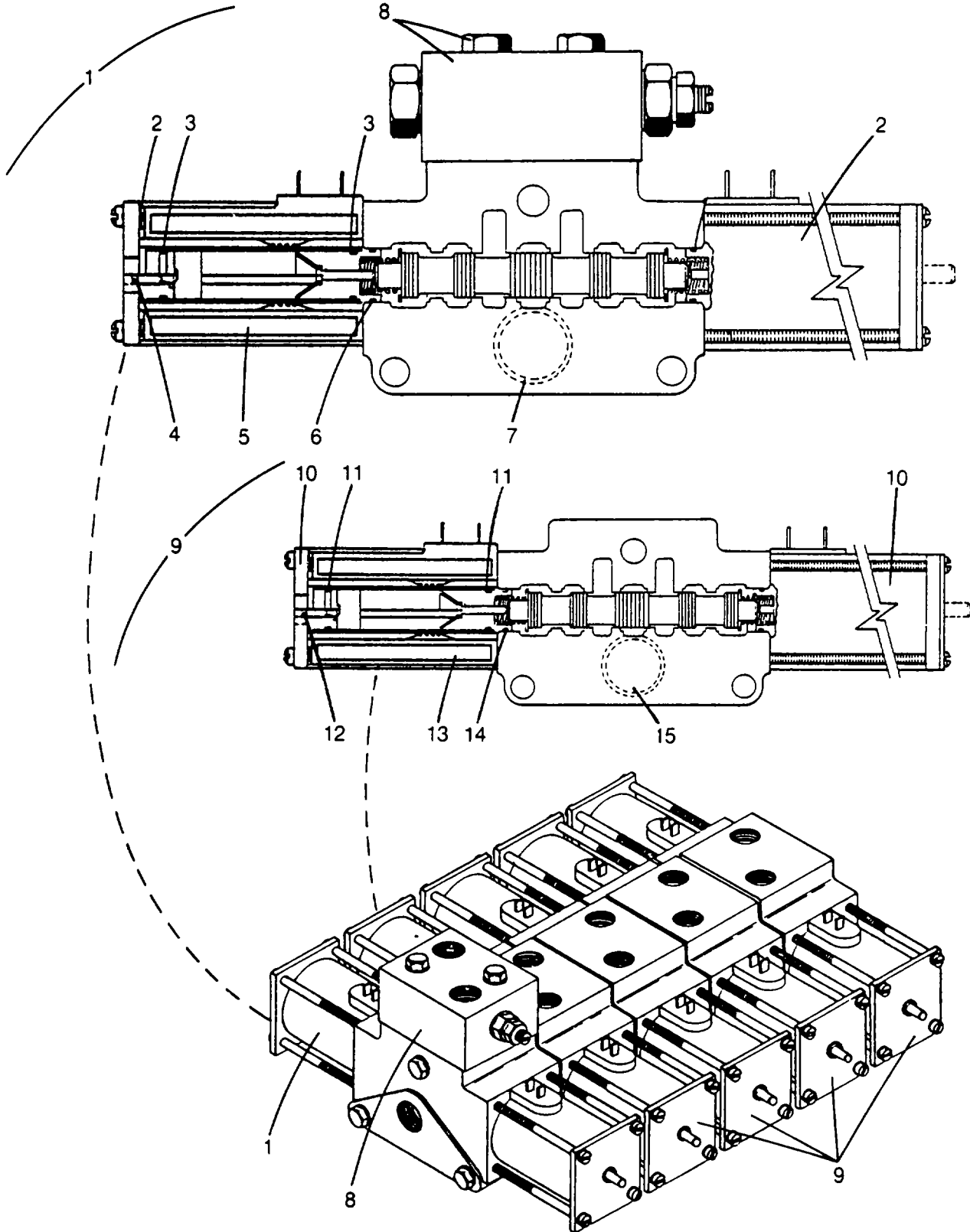
Power Take-Off Assembly - Continued				
REF.	PART NO.	QTY.	DESCRIPTION	FSCM No.
1		1	Pump, See Keysheet M1-40-5.0	
2	3A2947	2	Capscrew *	
	IX30	2	Spring Lockwasher, Medium Series, Carbon Steel, Natural, 1/2"	20859
3	18A3318	1	Power Take-off	36422
4	3A5481	4	Screw *	
5	3A4590	1	Seal *	
6	3A2948	2	Ball Bearing	*
7	3A2964	2	Ring *	
8	3A2983	1	Gear *	
9	3A4591	2	Screw *	
10	3A4592	1	Plate *	
11	3A4585	1	Housing *	
12	3A2955	2	Gasket *	
13	1X2572	4	Capscrew, Hex Head, UNC Class-2A Grade 5, 5/16" X 3/4"	90483
14	3A4586	1	Shaft *	
15	3A2956	1	Cap *	
16	3A2979	2	Roller Bearing	*
17	3A2951	2	Plug *	
18	3A2981	1	Gear *	
19	3A2982	1	Gear *	
20	3A4587	1	Adapter *	
21	3A2946	1	Ball *	
22	3A2959	1	Retainer *	
23	3A2962	1	Spring *	
24	3A2950	1	Adjusting Screw	*
25	1X167	1	Finished Hexagon Nut, American Standard, Fine Thread, Carbon Steel, 3/8"	90483
26	3A2988	1	Pin *	
27	3A2989	1	Washer *	
28	3A2958	2	Washer *	
29	3A2953	1	Shaft *	
30	3A5483	1	Shift Yoke	*
31	3A10050	2	Capscrew*	
32	3A4589	1	Lock *	
33	3A2980	1	Shaft *	
34	3A2954	2	Seal *	
* See Vendor Annex List For FSCM No.				
<b>M1-41-3.0 (2 Of 2)</b>				

Parts List

R284

M-1-43-22.0

Valve Stacks



## Parts List

R284

Valve Stacks - Continued				
REF.	PART NO.	QTY.	DESCRIPTION	FSCM No.
	19J1200	1	3/8" Valve Stack	36422
1	3A5632	1	4-Way Valve Assembly	*
2	3A10358	2	Solenoid Assembly	*
3	20J1478	2	"O"-Ring	36422
4	3J706 1		Quad Ring	*
5	3A5061	1	Coil*	
6	13H781		"O"-Ring	36422
7	28J410	1	"O"-Ring	36422
8	3A5634	2	Screw *	
	3A5635	1	Relief Valve	*
	3A10359	1	Seal Kit	*
9	3A5631	4	Beam Valve Assembly	*
10	3A10358	2	Solenoid Assembly	*
11	20J1478	2	"O"-Ring	36422
12	3J706 1		Quad Ring	*
13	3A5061	1	Coil*	
14	13H781		"O"-Ring	36422
15	28J410	1	"O"-Ring 36422	

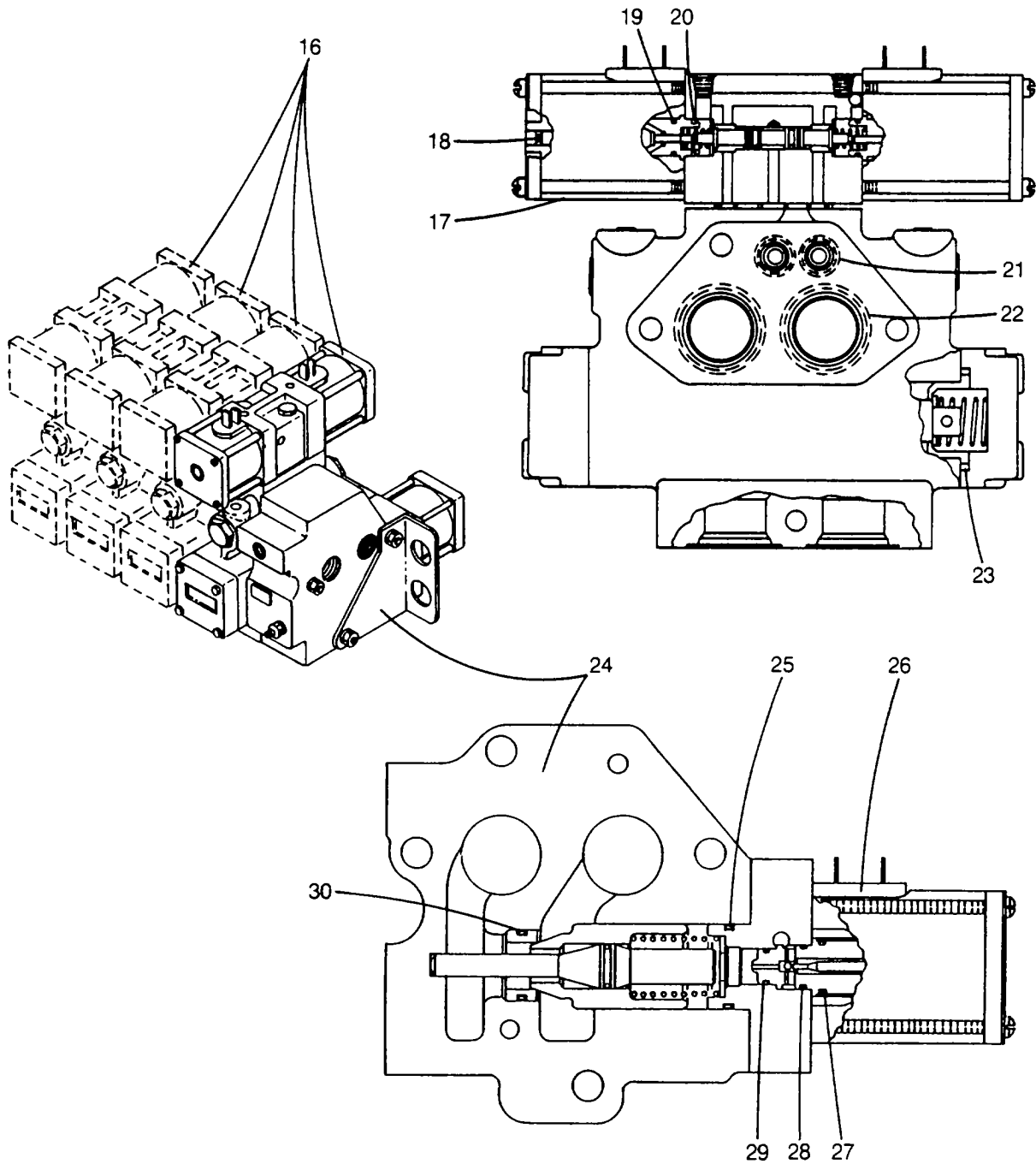


Parts List

R284

M1-43-22.0

Valve Stacks - Continued



Parts List

R284

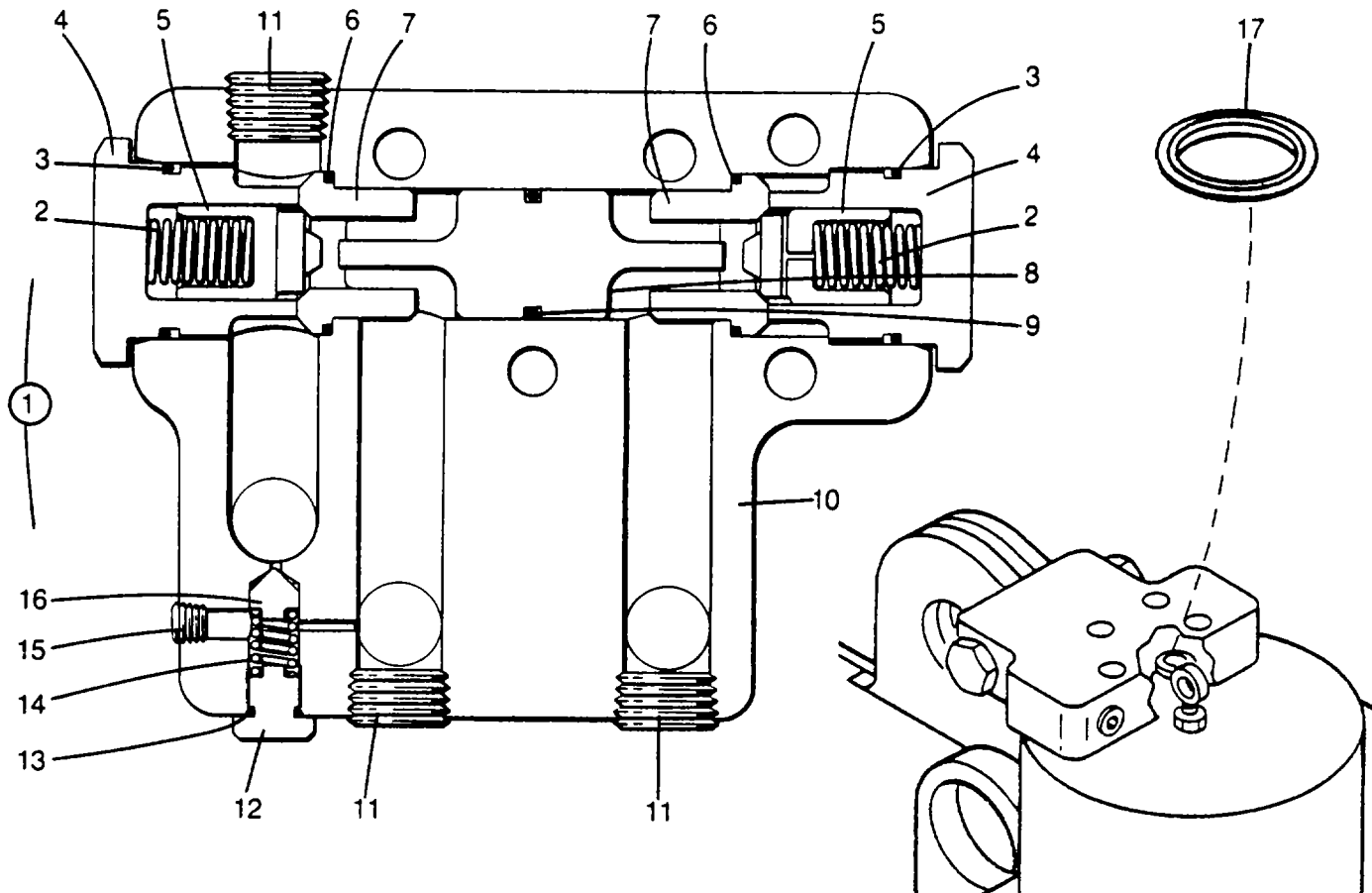
Valve Stacks - Continued				
REF.	PART NO	QTY	DESCRIPTION	FSCM NO.
	22A2543	1	3/4" Valve Stack	36422
16	3A4482	4	Valve Assembly	*
17	3A5693	1	Double Solenoid Assembly	*
	3A10357	2	Coil	*
18	3J706	2	Quad Ring	*
19	20J1478	4	"0" Ring	36422
20	3A971	2	"0" Ring	*
21	3A521	2	"0" Ring	*
22	3A2132	2	"0" Ring	*
23	3A2127	2	"0" Ring	*
24	3A5694	1	Blocking Valve	*
25	3E124	1	"0" Ring	*
26	3A4956	1	Coil	*
27	20J1478	2	"0" Ring	36422
28	3A971	1	"O" Ring	*
29	3A13015	1	"O" Ring	*
30	3J573	1	"O" Ring	*
*See Vendor Annex List For FSCM No.				

Parts List

R1182

M1-44-4.0

Lock Valve Assembly



K78-A

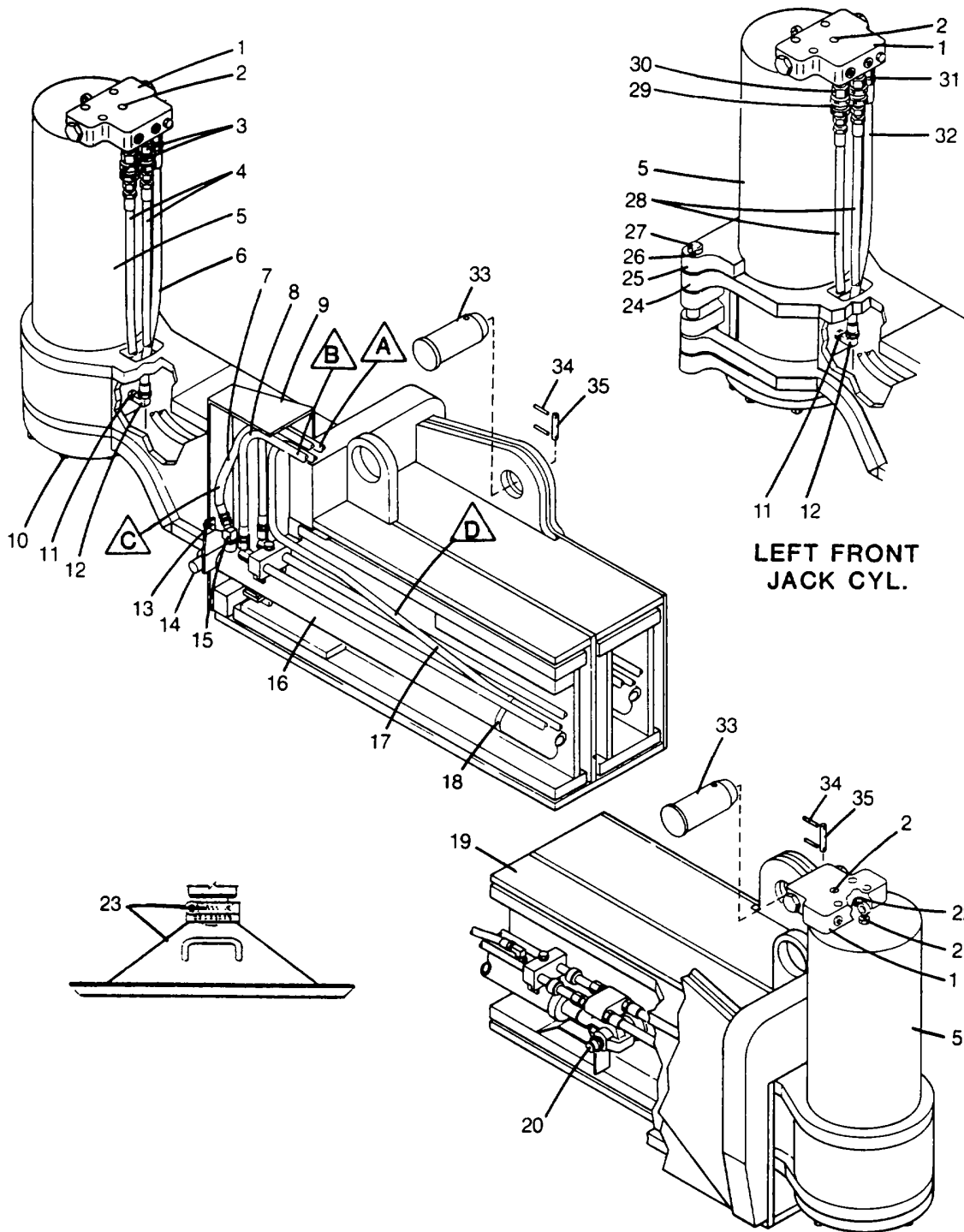
REF	PART NO	QTY	DESCRIPTION	FSCM No.
1	19J1223	1	Lock Valve Assembly (4 Used Per Machine)	36422
2	18A2732*	2	Spring	36422
3	18A3048*	2	"O" Ring	36422
4	18A2842	2	Valve	36422
5	19J1166*	2	Poppet	36422
6	18A2500*	2	"O" Ring	36422
7	18A2505*	2	Valve Seat	36422
8	19J1167	1	Piston	36422
9	28J94*	1	"O" Ring	36422
10	19J1224	1	Valve Body	36422
11	1X1780	3	Pipe Plug, Hex Socket, Alloy Steel, 3/4"	12502
12	18A2844	1	Plug	36422
13	JC1312*	1	"O" Ring	36422
14	1H174*	1	Spring	36422
15	IX4629	2	Pipe Plug, Hex Socket, Alloy Steel, 1/8"	12502
16	18A2843*	1	Poppet	36422
17	18J1378*	1	Thrust Seal	36422
*	1		PX 351, Seal Kit, Contains All Items Marked With *	36422

Parts List

R1183

M1-45-44.0

Outrigger System



LEFT FRONT JACK CYL.

## Parts List

R1183

## Outrigger Assembly - Continued

REF	PART NO	QTY.	DESCRIPTION	FSCM NO.
1		4	Lock Valve, See M1-44-4.0	
2	IX5796	16	Capscrew, Hexagon Socket Head, Plastic Patch, Alloy Steel, UNF Class 2A- Grade 5, 1/2" X 3"	72968
3	IX2771	9	Adaptor Union, Male, Straight, Steel, Zinc Plated NPTF Threads, 3/4" X 3/4"	09505
4	22A2822	6	Hose Assembly	36422
5		4	Jack Cylinder, See M1-46-25.0	
6	18A4611	4	Hose Assembly	36422
7	JT621	4	Hose Assembly	36422
8	18A4609	8	Hose Assembly	36422
9	19A2598	4	Cover	36422
10	1X5151	28	Locking Capscrew, Hex Head, UNC Class 2A- Grade 5, 5/8" 2-1/4"	72968
11	1X2330	4	Pipe Nipple, Hexagon, Carbon Steel, Zinc Plated, Pipe Threads To Spec B2.2-1968, 3/4" X 1-29/32"	09505
12	IX2838	4	Pipe Elbow, Female 90°, Carbon Steel, Zinc Plated, NPTF Thread, 3/4"	09505
13	1X2574	8	Capscrew, Hex Head, UNC Class 2A- Grade 5, 3/8" X 1"	90483
	IX4	8	Plain Washer, Hot Rolled, Mild Steel, Zinc Plated, 3/8"	86157
14	19A2597	4	Pin	36422
	1C165	AR	Shim, 20 Ga	36422
	1X1088	8	Cotter Pin, Extended Prong, Square Cut, 1/8" X 1-1/2"	20859
15	JR766	4	E1 bow	36422
16	4		Beam Cylinder, See M1-45-22.0 (This Also Includes Telescoping Manifold And Hardware)	
17	8A1158	4	Hose Assembly	36422
18	1R380	8	Cable Tie	36422
19	22A3078	1	Rear Outrigger Box	36422
	22A3077	1	Front Outrigger Box	36422
20	JC1706	4	Pin	36422
	1A2329	8	Snap Ring	36422
21	18A2138	4	Eye Bolt	36422
	1X185	4	Jam Nut, Finished Hexagon, Coarse Threads, Steel, Zinc Plated, 3/4"	90483
22	18J1378	4	Thrust Seal	36422
23	22A2773	12	Outrigger Float	36422
	22A1780	12	Hitch Pin	36422
			Items 24-31 Are Used On The Left Front Outrigger Only	
24	22A2833	1	Left Front Beam And Removable Jack Housing	36422
	28A2834	1	Outrigger Beam	36422
25	22A411	1	Jack Housing	36422
26	12C56	2	Rod End	36422
	1X3968	2	Locking Capscrew, Hex Head, UNC Class 2A- Grade 5, 5/16" X 3/4"	72968
27	18A2118	2	Pin	36422
28	18A4610	2	Hose Assembly	36422
29	18A786	2	Coupler	36422
	18A787	2	Dust Plug	36422
	18A788	2	Nipple	36422
	18A789	2	Dust Cap	36422
30	1X2330	2	Pipe Nipple, Hexagon, Carbon Steel, Zinc Plated, Pipe Threads to ANSI Spec. B2.2-1968, 3/4" X 1-29/32"	09505

M1-45-44.O (2 of 4)

Parts List

R1183

M1-45-44.0

Outrigger Assembly - Continued							
Function		Hose Connection Chart*					
Jack Extend	Circuit A	Left Front Jack (7)	Rt. Front Jack (11)	Left Rear Jack (9)	Rt. Rear Jack (5)		
Jack Retract	B	(6)	(10)	(8)	(4)		
Beam Extend	C	Left Front Beam (15)	Rt. Front Beam (19)	Left Rear Beam (13)	Rt. Rear Beam (17)		
Beam Retract	D	(14)	(18)	(12)	(16)		
Function		Quick Disconnect			Dust Caps And Plugs		
	Circuit	Part No.	Desc.	FSCFM NO	Part No	Desc.	FSCFM NO.
Jack Extend	<b>A</b>	18A786	Coupler	36422	18A787	Dust Plug	36422
Jack Retract	<b>B</b>	18A788	Nipple	36422	18A789	Dust Cap	36422
Beam Extend	<b>A</b>	31A242	Coupler	36422	18A2063	Dust Plug	36422
Beam Retract	<b>A</b>	18A2061	Nipple	36422	18A2064	Dust Cap	36422

Note: Refer to 1-38 Outrigger Hyd Lines in Keysheet, For Continuation Of Function Chart

## Parts List

R1183

Outrigger Assembly - Continued				
REF	PART NO.	QTY	DESCRIPTION	FSCM NO.
31	1X2771	1	Adaptor Union, Male, Straight Steel, Zinc Plated, NPTF Threads, 3/4" X 3/4"	09505
32	18A4611	1	Hose Assembly	36422
33	22A285	8	Outrigger Pin	36422
34	16D28	16	Hitch Pin Clip	36422
35	18A470	8	Pin	36422

M1-45-44.0 (4 of 4)

**Parts List**

**R683**

**M1-45-48.0**

Beam Cylinder Assembly
NA386-C

**M1-45-48.0 (1 of 2)**



Parts List R683

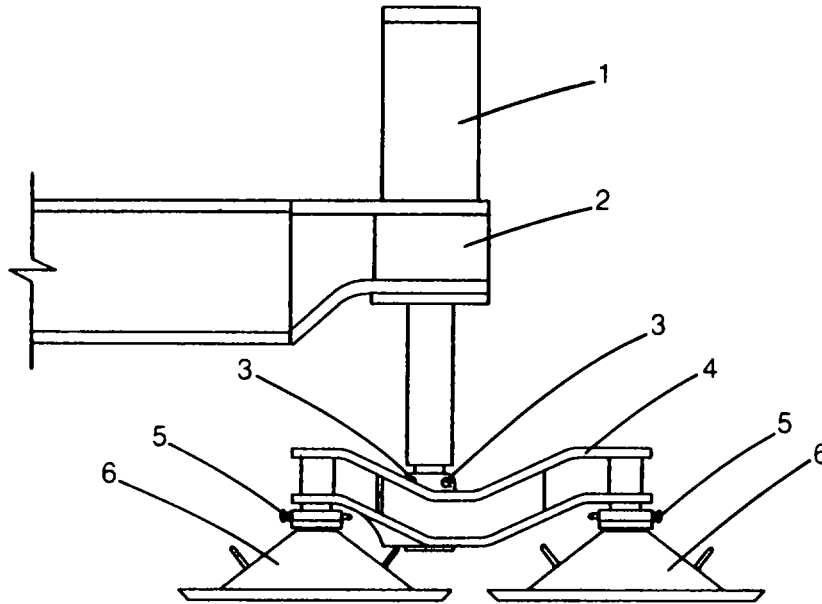
Beam Cylinder Assembly

REF.	PART NO.	QTY	DESCRIPTION	FSCM No
	22A2830	1	Beam Cylinder (4 Required Per Machine)	36422
1	18A692	1	Anchor Block	36422
	IX178	1	Rollpin, Carbon Steel, Natural, 1/4" x 2"	09505
2	1X2597	2	Male Connector, 370 Flare, Steel, 3/4" x 3/4"	09505
3	IX2690	2	Tube Net, 370 Flare, Steel, Zinc Plated, 3/4"	09505
4	IX2689	2	Tube Sleeve, 370 Flare, Steel, Zinc Plated, 3/4"	09505
5	18A694	2	Telescoping Tube-Inner	36422
6	IX4020	2	Locking Capscrew, Hex Head, UNC Class 2A - Grade 5, 1/2" x 2-1/2"	72968
7	1X1944	1	Street Elbow, 900, Steel, 1/2"	09505
8	IX20	AR	Plain Washer, Hot Rolled, Mild Steel, Zinc Plated, 1/2"	86157
9	18A684	1	Telescoping Sleeve Manifold	36422
10	1X2832	2	Oil Seal, Palmetto D-W Oil Seal W/Single D-Ring Seal And Wedge Ring Retaining Device, Sealing Ring - Synthetic Rubber, Wedge Rings - Nylon, 3/4"	02697
11	1X70	2	Retaining Ring, Internal, Carbon Spring Steel, 1-1/4"	79136
12	22A384	1	Cylinder Assembly	36422
13	IX200	1	Hexagon Jam Nut, UNF-2B, Steel, Zinc Plated, 7/8"	90483
14	3J3402	1	Piston	**
15	3A4577*	2	Back-up Ring	**
16	3A45718	2	O-Ring	**
17	3A10035*	1	O-Ring	**
18	3A4582	1	Piston Rod	**
19	3J5026*	1	Retaining Ring	**
20	3A10021*	1	Rod Wiper	**
21	3A10023*	1	Back-up Ring	**
22	3A10029*	1	O-Ring	**
23	3A10048	1	Rod Guide	**
24	3A4581	1	Stop Guide	**

\* Included in Cylinder Seal Kit, 3A4584 \*\*

\*\* See Vendor Annex List For FSCM No.

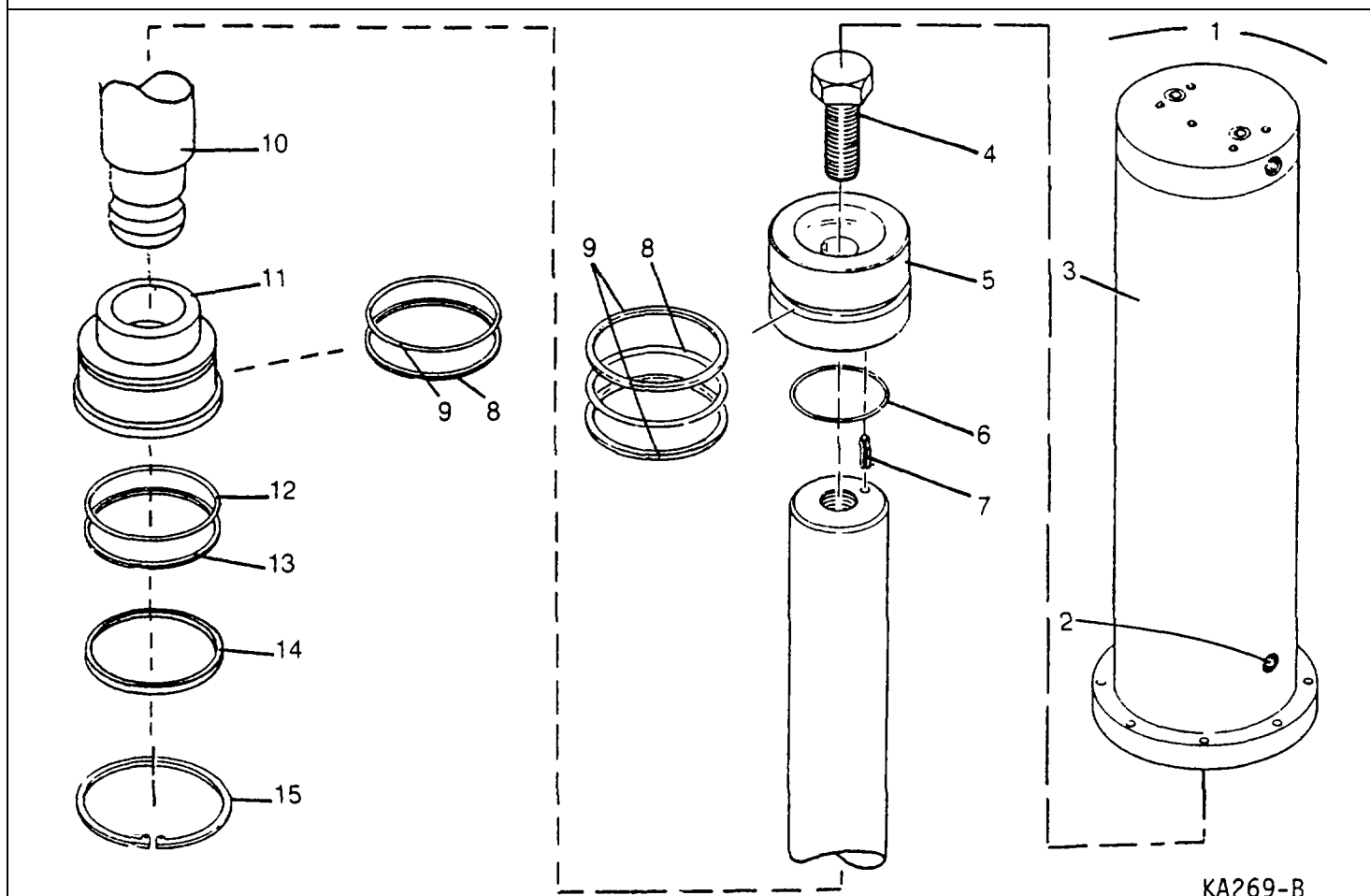
**Multiple Float Assembly**



NA389-A

REF.	PART NO.	QTY.	DESCRIPTION	FSCM NO.
1		4	Jack Cylinder (See M1-46-25.0)	
2		4	Outrigger Assembly (See M1-45-44.0)	
3	22A1780	8	Hitch Pin	36422
	1X4942	8	Retaining Ring, External High Carbon Spring Steel, 7/8" Shaft Dia.	79136
4	22A3043	4	Multiple Float Bracket	36422
5	22A1780	12	Hitch Pin	36422
6	22A2773	12	Outrigger Float	36422

Jack Cylinder



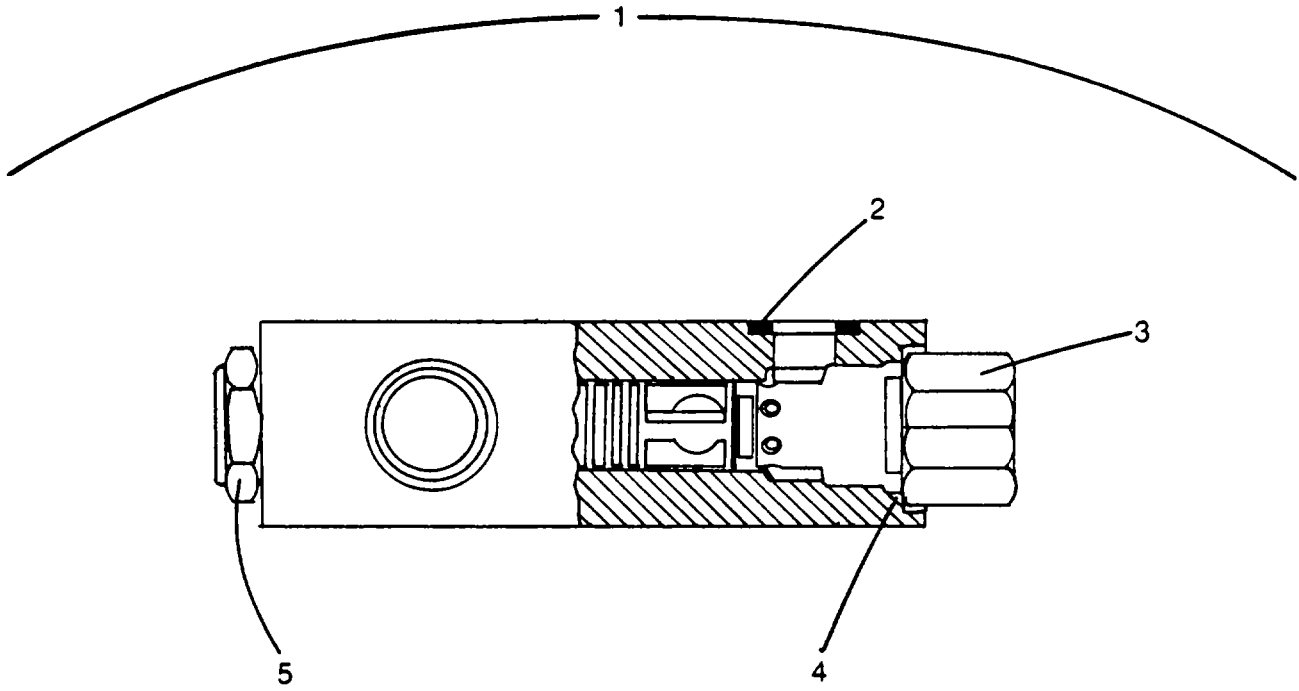
KA269-B

REF	PART NO	QTY	DESCRIPTION	FSCM No.
1	22A3134		1 Jack Cylinder Assembly, 4 Required Per Machine	36422
2	1X4228	1	Pipe Plug, Square Head, Steel, 3/4"	09505
3	22A3185	1	Body	36422
4	1X5216	1	Locking Capscrew, Hex Head, UNC Class 2A, Grade 5, 1-1/4" X 5"	72968
5	22A2588	1	Piston	36422
6	AC3537	1	"O" Ring *	36422
7	1C38	1	Roll Pin	36422
8	22A166	2	"O" Ring *	36422
9	22A167	3	Back-Up Washer *	36422
10	22A2564	1	Rod	36422
11	22A456	1	Gland	36422
12	22A457	1	Back-Up Washer *	36422
13	22A458	1	"O" Ring *	36422
14	22A165	1	Wiper Ring *	36422
15	1X3556	1	Retaining Ring, Internal, Carbon Spring Steel, 9-1/4" Housing Diameter	79136
			* Items Included In 3X254, Seal Kit	36422

Parts List

M1-46-30.0

Check Valve

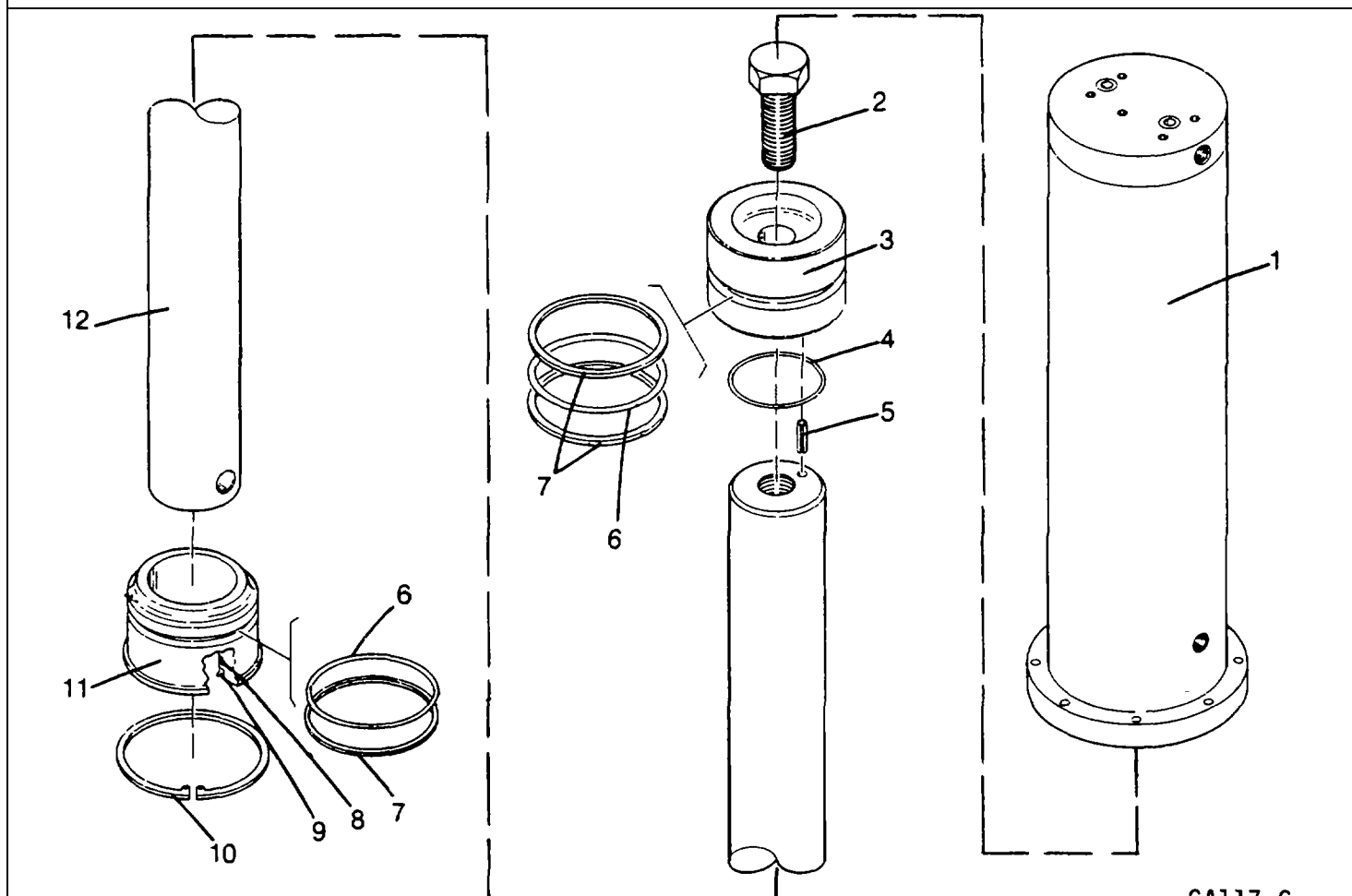


REF.	PART NO	QTY.	DESCRIPTION	FSCM No.
1	18J1459	1	Check Valve	36427
2	3J4254	2	"O" Ring	*
3	3J4252	1	Check Valve, W/Thermal Relief	*
4	3J3598	2	Seal Kit	*
5	3J4253	1	Check Valve	*
*See Vendor Annex List For FSCM No.				

Parts List

M1-46-31.0

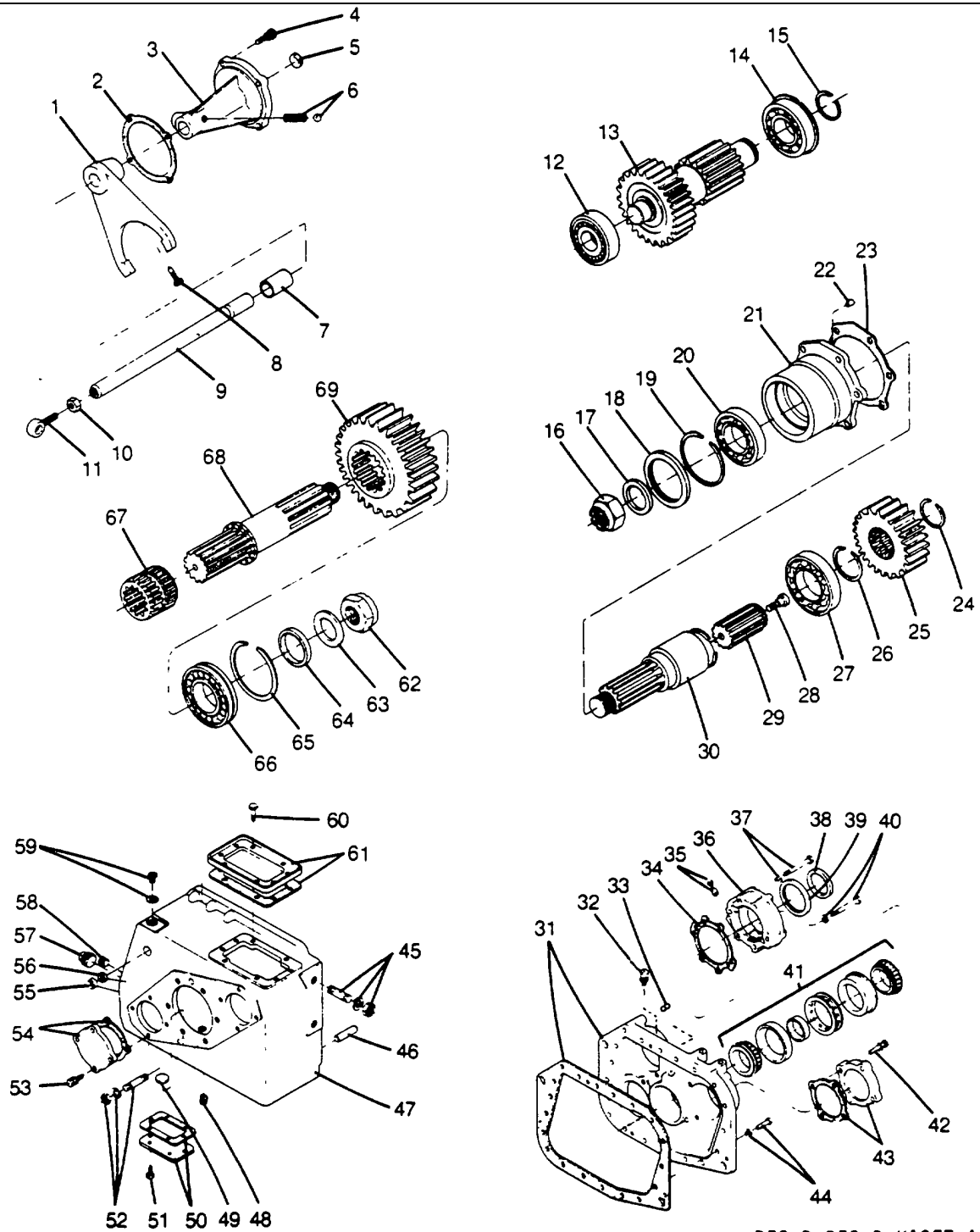
Jack Cylinder



GA117-C

REF.	PART NO	QTY.	DESCRIPTION	FSCM No.
	36J3151	1	Cylinder Assembly	36422
1	36J3150	1	Body	36422
2	1X6011	1	Capscrew, Hex Head, UNC-Class 2A, Grade 5, 1-1/4" X 3-1/4"	90483
3	36J3148	1	Piston	36422
4	12A2074	1	"O" Ring *	36422
5	IX2083	1	Rollpin, Carbon Steel, Natural, 1/4" X 1"	09505
6	28J78	2	"O" Ring *	36422
7	36J517	3	Back-Up Ring*	36422
8	12A2690	1	"O" Ring *	36422
	12A2691	1	Back-Up Ring *	36422
9	12A2693	1	Wiper *	36422
10	DC220	1	Snap Ring *	36422
11	36J2464	1	Gland	36422
12	36J12	1	Rod	36422
			* Items Are Included In 3X83 Seal Kit	36422

Creper Transmission



D52-B, D53-B, KA257-A

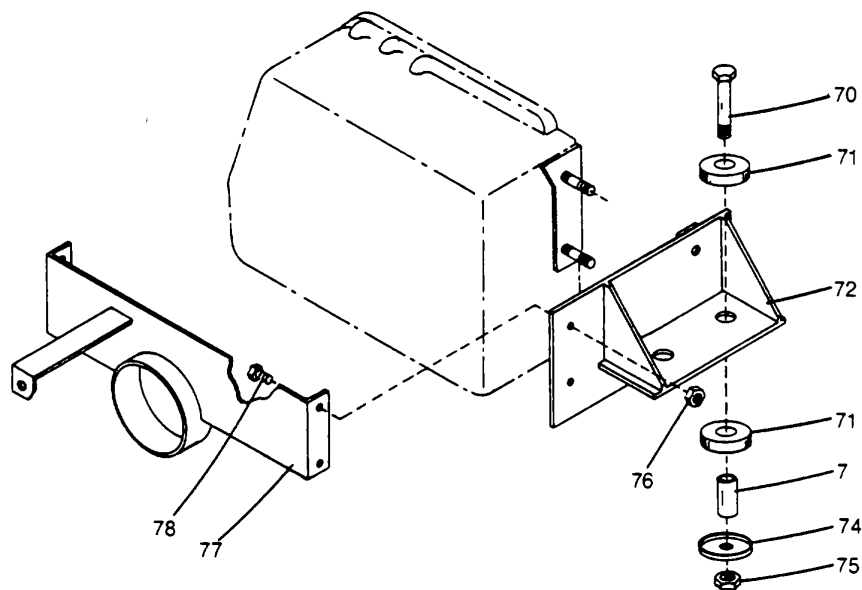
## Parts List

R983

## Creep Transmission - Continued

REF	PART NO	QTY	DESCRIPTION	FSCM NO.
	28A1900	1	Transmission Assembly	36422
			Yoke And Bar Assembly	*
1	3A5594	1	Shift Yoke	*
2	3A857	1	Gasket	*
3	3A5595	1	Shift Bar Housing	
4	1X530	4	Capscrew, Hex Head, UNC Class 2A Grade 5, Zinc Plated 3/8" X 1-1/4"	90483
				*
5	3A5596	1	Plug	*
6	3A786	1	Spring	*
	AC421	1	Steel Ball	*
7	3A5593	1	Spacer	*
8	3A742	1	Lockscrew	*
9	3A5592	1	Yoke Bar	*
10	IX168	1	Nut, Finished Hexagon, American Standard, Fine Thread, Carbon Steel, 7/16"	90483
11	3A1563	1	Eye Rod End	*
			Countershaft Assembly	
12	3A5616	2	Bearing	*
13	3A5617	2	Countershaft Assembly	*
14	3A682	2	Bearing	*
15	3A5618	2	Snap Ring	*
			Drive Gear Assembly	
16	3A891	1	Nut	*
17	3A5574	1	Washer	*
18	3A8671	1	Oil Seal	*
19	3A5598	1	Snap Ring	*
20	3A5599	1	Bearing	*
21	3A5600	1	Bearing Housing	*
22	3A5608	1	Plug	*
23	3A5609	1	Gasket	*
24	3A5607	1	Snap Ring	*
25	3A5606	1	Drive Gear	*
26	3A5605	1	Snap Ring	*
27	3A5604	1	Bearing	*
28	3A5603	1	Capscrew	*
29	3A5602	1	Main Shaft	*
30	3A5601	1	Input Shaft	*
			Rear Housing Assembly	
31	3A5589	1	Rear Housing	*
	3A731	1	Gasket	*
32	3A757	1	Breather	*
33	1X824	1	Pipe Plug, Hex Socket, Heat Treated Alloy Steel 1/4"	09505
34	3A852	1	Gasket	*
35	3A1566	1	Plug	*
	3A849	1	Bushing	*
36	3A5570	1	Rear Bushing Cover	*
37	1X3823	5	Capscrew, Hex Head, UNC Class 2A - Grade 5, 3/8" X 3"	90483
	1X28	5	Spring Lockwasher, Medium Series, Carbon Steel, Natural, 3/8"	20859
38	3A5572	1	Sleeve (Speedo Replacement)	*
39	3A850	1	Oil Seal	*

Creeper Transmission - Continued



D52-B,D53-B,KA257-A

REF	PART NO	QTY	DESCRIPTION	FSCM NO.
40	IX4018	1	Locking Capscrew, Hex Head, UNC Class 2A - Grade 5, 3/8" X 3"	72968
	3A5573	1	Gasket	*
41	3A5567	1	Bearing	*
42	1X531	8	Capscrew, Hex Head, UNC Class 2A - Grade 5, 3/8" X 1-1/2"	90483
43	3A5591	1	Rear Bearing Cover	*
	3A5590	1	Gasket	*
44	IX531	16	Capscrew, Hex Head, UNC Class 2A - Grade 5, 3/8" X 1-1/2"	90483
1	X3823	1	Capscrew, Hex Head UNC, Class 2A - Grade 5, 3/8" X 3"	90483
1	X1584	1	Capscrew, Hex Head, UNC Class 2A - Grade 5, 3/8" X 2"	90483
1	X28	3	Spring Lockwasher, Medium Series Carbon Steel, Natural, 3/8"	20859
			Main Housing Assembly	
45	3A874	4	Stud	*
	1X31	4	Spring Lockwasher, Medium Series, Carbon Steel, Natural, 5/8"	20859
	IX171	4	Nut, Finished Hexagon, American Standard, Fine Thread, Carbon Steel, 5/8"	90483

M1-61-7.0 (3 Of 4)



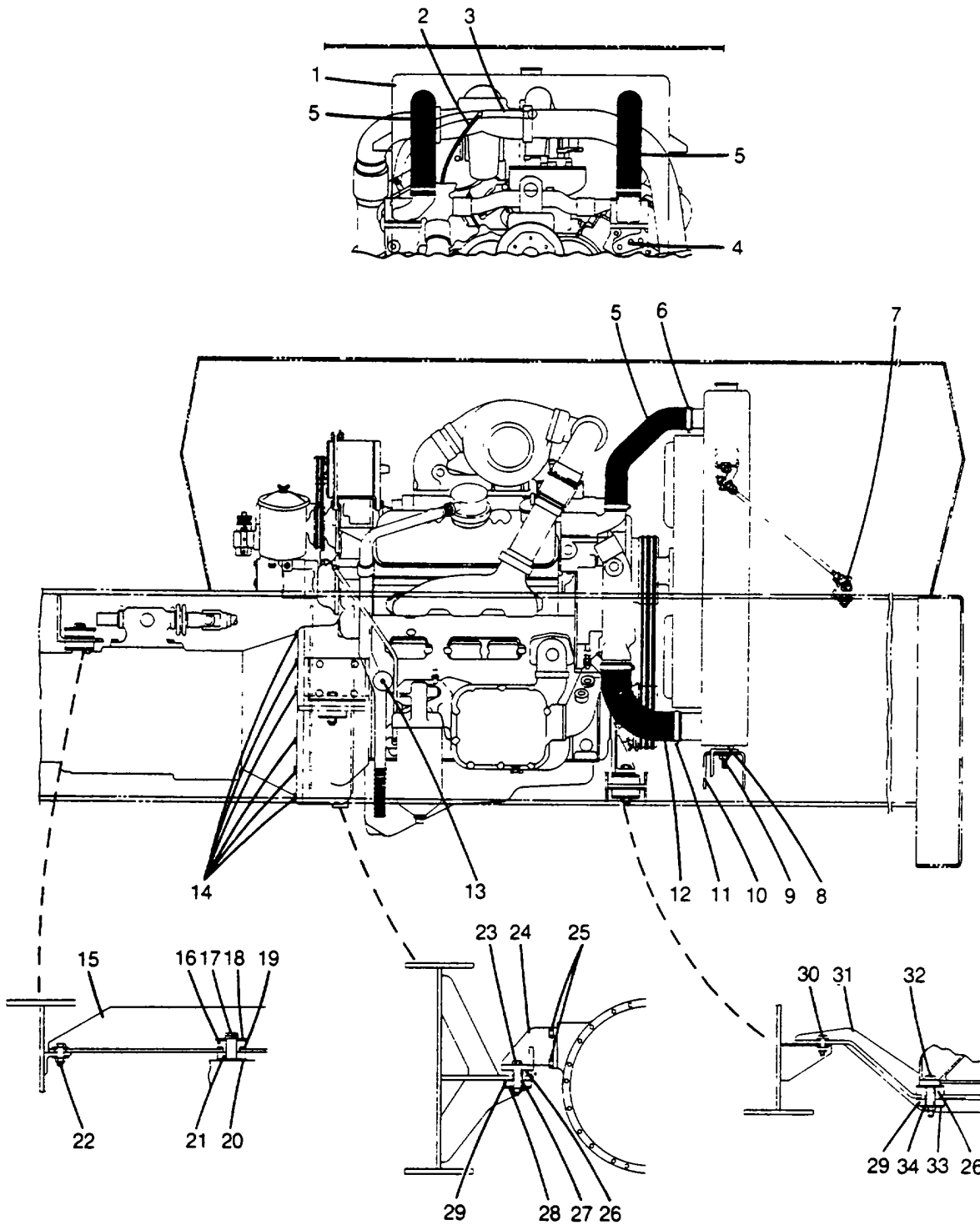
## Parts List

R983

## Creeper Transmission - Continued

REF	PART NO	QTY	DESCRIPTION	FSCM NO.
46	3A8635	1	Dowel Pin	*
47	3A5584	1	Main Housing	*
48	1X830	1	Pipe Plug, Square Head, Steel, 3/4"	09505
49	3A761	1	Magnet	*
50	3A762	1	Cover (P.T.O.)	*
	3A544	1	Gasket	*
51	1X528	6	Capscrew, Hex Head, UNC Class 2A-Grade 5, 3/8" x 3/4"	90483
52	3A5586	6	Stud	
	IX30	6	Spring Lockwasher, Medium Series, Carbon Steel, Natural, 1/2"	20859
	1X169	6	Nut, Finished, Hexagon, American Standard, Fine Thread, Carbon Steel, 1/2"	90483
53	IX529	8	Capscrew, Hex Head, UNC Class 2A- Grade 5, 3/8" X 1"	90483
54	3A2765	2	Cover	*
	3A2766	2	Gasket	*
55	3A5587	1	Seal	*
56	3A5588	1	Oil Seal	*
57	1X832	1	Pipe Plug, Square Head, Steel, 1-1/4"	09505
58	1X829	1	Pipe Plug, Square Head, Steel, 1/2"	09505
59	3A7485	1	Plug	*
	3A6863	1	Gasket	*
	60 IX536	8	Capscrew, Hex Head, UNC Class 2A - Grade 5, 7/16" X 1"	90483
61	3A5241	1	Cover (P.T.O.)	*
	3A5242	1	Gasket	*
			Mainshaft Assembly	
62	3A891	1	Nut	*
63	3A5574	1	Washer	*
64	3A5615	1	Spacer	*
65	3A5614	1	Snap Ring	*
66	3A5613	1	Bearing	*
67	3A5610	1	Sliding Clutch	*
68	3A5611	1	Mainshaft	*
69	3A5612	1	Gear (Reduction)	*
70	1X3827	4	Capscrew, Hex Head, UNC Class 2A - Grade 5, 3/4" X 5"	90483
71	18A3182	8	Rubber Pad	36422
72	19A2288	1	Transmission Mount (Left Side)	36422
	19A2289	1	Transmission Mount (Right Side)	36422
73	22A1293	4	Spacer	36422
74	28A499	4	Washer	36422
75	IX4513	4	Locknut, Hexagon, Low Carbon Steel, Zinc Plated, Rockwell C32, Nylon Insert, UNC-3B, 3/4"	72968
76	1X3357	4	Capscrew, Hex Head, UNC Class 2A - Grade 5, 3/8" X 1-1/2"	90483
	1X3809	4	Locknut, Hexagon, Low Carbon Steel, Zinc Plated, Rockwell C32, Nylon Insert, UNC-3B, 3/8"	72968
77	19A2286	1	Transmission Mount (Front)	36422
78	1X3870	4	Locknut, Hexagon, Low Carbon Steel, Zinc Plated, Rockwell C32, Nylon Insert, UNC-3B, 5/8"	72968

GM6V-92TA Engine Assembly



## Parts List

R983

## GM6V-92TA Engine Assembly - Continued

REF.	PART NO	QTY	DESCRIPTION	FSCM NO.
1	22A3092	1	Radiator	36422
2	82201300	2	Hose, Oil Resistant Rubber, Single Ply Synthetic Yarn	24161
	4		Reinforcement, 3/8" I.D.	
	1X5056	2	Clamp, Hose, Flat Band, Stainless Steel Band, Retainer And Bracket; T-Bolt Alloy Steel Heat Treated, Zinc Plated, 25/32" Mix	54646
	AC1044	1	Hose Fitting	36422
	IX891	1	Pipe Reducer Bushing, Hex Head, Steel, 3/8" X 1/4"	09505
		3	82201301210' Hose, Oil Resistant Rubber, 2 Ply Synthetic Yarn Reinforcement, 1" I.D.	24161
	18A2822	2	Adjustable Hose Clamp	36422
	28H249	1	Pipe	36422
	1X935	1	Street Elbow, 450, Malleable Iron, Black, 3/4"	09505
4	45J279	1	Temperature Sending Unit	36422
5	18A4308	2	Radiator Hose	36422
6	18A2217	4	Adjustable Hose Clamp	36422
7	22A2199	4	Clip	36422
	22A2200	8	Rubber Spacer	36422
	22A2201	2	Rod	36422
	1X6	8	Plain Washer, Hot Rolled, Mild Steel, Zinc Plated, 1/2"	86157
	1X183	8	Jam Nut, Finished Hexagon, Coarse Thread, Steel, Zinc Plated, 1/2"	90483
	1X3808	8	Locknut, Hexagon, Low Carbon Steel, Zinc Plated, Rockwell C32, Nylon Insert, UNC-3B, 1/2"	72968
	1X2746	4	Capscrew, Hex Head, UNC Class 2A- Grade 5, 1/2" X 1"	90483
8	HC28	2	Rubber Pad	36422
9	18A444	2	Pad	36422
	1X6	2	Plain Washer, Hot Rolled, Mild Steel, Zinc Plated, 1/2"	86157
	IX3808	2	Locknut, Hexagon, Low Carbon Steel, Zinc Plated, Rockwell C32, Nylon Insert, UNC-3B, 1/2"	72968
10	22A3102	1	Radiator Bracket	36422
11	IX5327	2	Clamp, Hose, Flat Band, Stainless Steel Band, Retainer And Bracket; T-Bolt, Alloy Steel Heat Treated, Zinc Plated, 3-3/4" Max.	54646
12	18A4309	1	Radiator Hose	36422
13	28A471	1	Oil Pressure Sending Unit	36422
14	IX3918	12	Locking Capscrew, Hex Head, UNC Class 2A- Grade 5, 3/8" X 1-1/2"	72968
15	22A72	1	Angle	36422
16	HC2417	2	Engine Mounting Pad	36422
17	18A2610	2	Spacer	36422
18	1S221	2	Washer	36422
19	18A4264	2	Spacer	36422
20	18A2613	2	Spacer	36422
21	18A2867	2	Engine Mounting Pad	36422
22	1X2846	2	Capscrew, Hex Head, UNC Class 2A- Grade 5, 5/8" X 2"	90483
	1X3870	2	Locknut, Hexagon, Low Carbon Steel, Zinc Plated, Rockwell C32, Nylon Insert, UNC-3B, 5/8"	72968
	1X7	4	Plain Washer, Hot Rolled, Mild Steel, Zinc Plated, 5/8"	86157
	18A2625	AR	Shim, 16 Ga.	36422
23	IX3771	2	Capscrew, Hex Head, UNC Class 2A- Grade 5, 3/4" X 3-1/2"	90483
	IX4513	2	Locknut, Hexagon, Low Carbon Steel, Zinc Plated, Rockwell C32, Nylon Insert, UNC-3B, 3/4"	72968

## Parts List

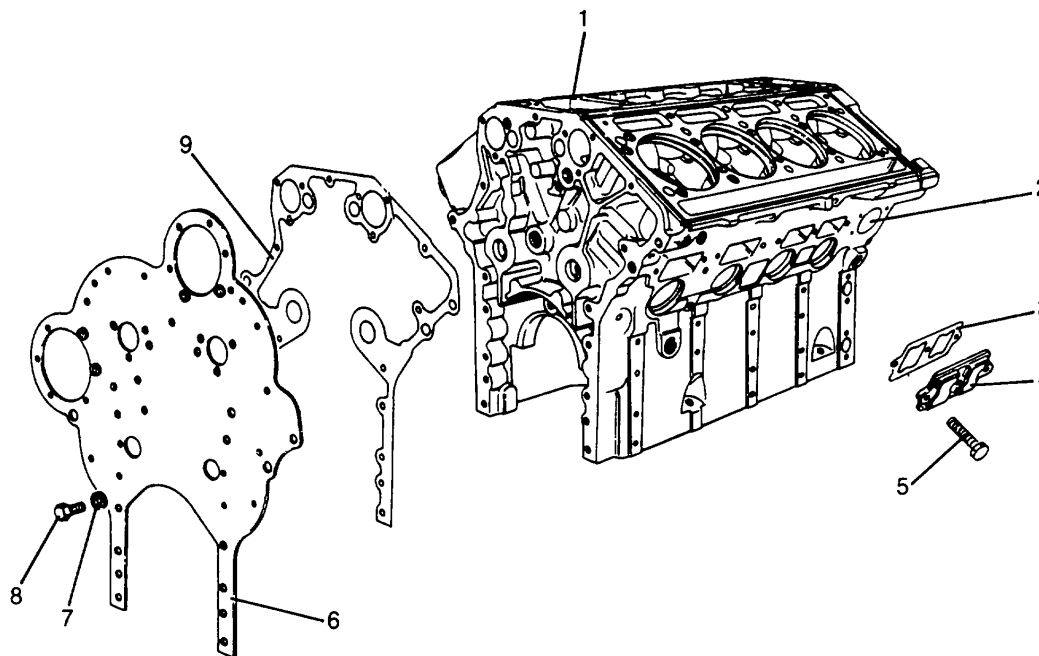
R983 M 1-63-62.0

GM6V-92TA Engine Assembly - Continued				
REF	PART NO.	QTY	DESCRIPTION	FSCM NO.
24	18A4249	1	Right Hand Engine Mount	36422
	18A4588	1	Left Hand Engine Mount	36422
25	1X3896	8	Locking Capscrew, Hex Head, UNC Class 2A- Grade 5, 5/8" X 1-1/2"	72968
26	18A3182	4	Rubber Pad	36422
27	41H87	2	Spacer	36422
28	HC2418	2	Sheet, 10 Ga.	36422
29	HC2419	4	Rubber Pad	36422
30	1X3718	4	Capscrew, Hex Head, UNC Class 2A- Grade 5, 1/2" X 1-3/4"	90483
	1X3808	4	Locknut, Hexagon, Low Carbon Steel, Zinc Plated, Rockwell C32, Nylon Insert, UNC-3B, 1/2"	72968
	1X6	8	Plain Washer, Hot Rolled, Mild Steel, Zinc Plated, 1/2"	86157
31	18A4450	1	Front Engine Mount	36422
32	1X3803	2	Capscrew, Hex Head, UNC Class 2A- Grade 5, 5/8" X 4"	90483
	1X3870	2	Locknut, Hexagon, Low Carbon Steel, Zinc Plated, Rockwell C32, Nylon Insert, UNC-3B, 5/8"	72968
33	18A4270	4	Spacer	36422
34	28A498	2	Spacer	36422

M1-63-62.0 (3 Of 3)

PARTS LIST

M1-63-62.1



Cylinder Block And Air Box Drains				
REF.	PART NO.	QTY.	DESCRIPTION	FSCM No.
1	5149243	1	Block Assembly, 6V-92 Cylinder	26095
			<u>Following Items Are Assembled To The Block</u>	
	5146497	4	Cap, Main Bearing - See Note	26095
	5138659	2	Gasket, 2-1/2" -16 Plug - See Note	26095
	5106174	1	Adaptor (Inlet Cooler) - See Note	26095
	5148376	10	Plug, 11/16" Hex. Socket Head (Primed) - See Note	26095
	5139988	2	Plug, 1" Cup (Stainless Steel) - See Note	26095
	5146646	1	Plug, 1-1/4" Square Socket Head Pipe - See Note	26095
	5132410	2	Plug, 1-5/8" Cup (Stainless Steel) - See Note	26095
	5144559	1	Plug, 2-1/4" Cup (Stainless Steel) - See Note	26095
	5139989	7	Plug, 2-1/2" Cup (Stainless Steel) - See Note	26095
	5102824	8	Bolt, 11/16" -11 X 6-3/4" (Main Bearing Cap) - See Note 26095	
			<u>Following Items Are Shipped Loose With The Block</u>	
	5106174	1	Adaptor (Inlet Cooler) - See Note	26095
	5146913	2	Bushing, Reducing - See Note	26095
	5150362	2	Stud, 3/8" -16 X 1-5/8" - See Note	26095
	8920631	10	Bolt, 5/16" -18 X 1" - See Note	26095
	141346	4	Pin, 3/16" X 1/2" Dowel - See Note	26095
	5103045	3	Pin, 5/16" X 7/16" Dowel - See Note	26095
<b>M1-63-62.1(1 of 3)</b>				

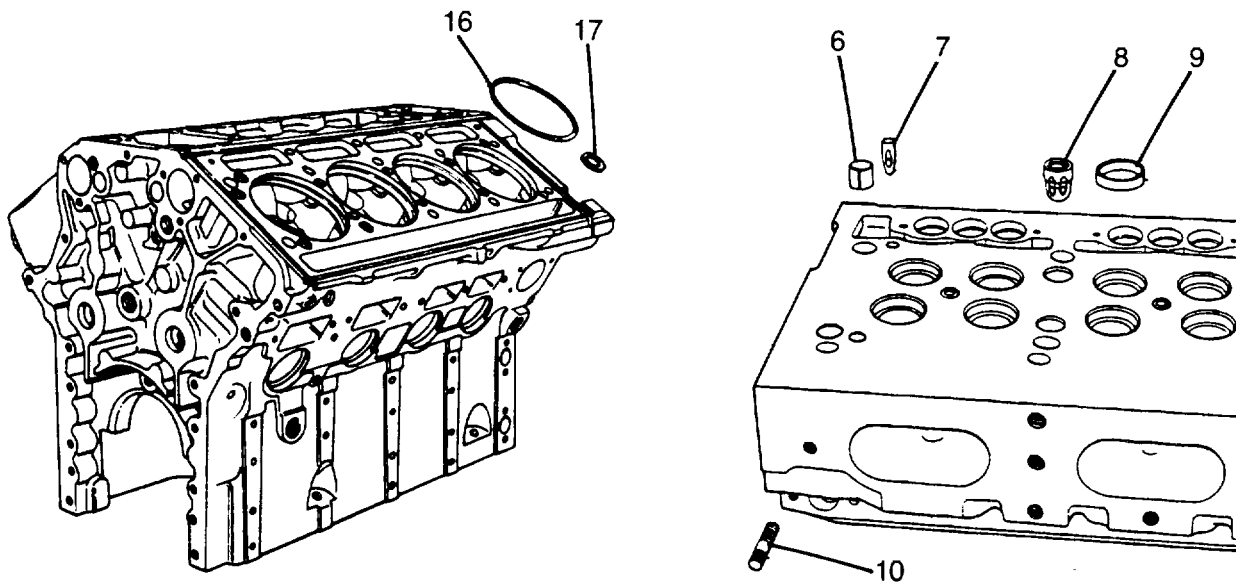
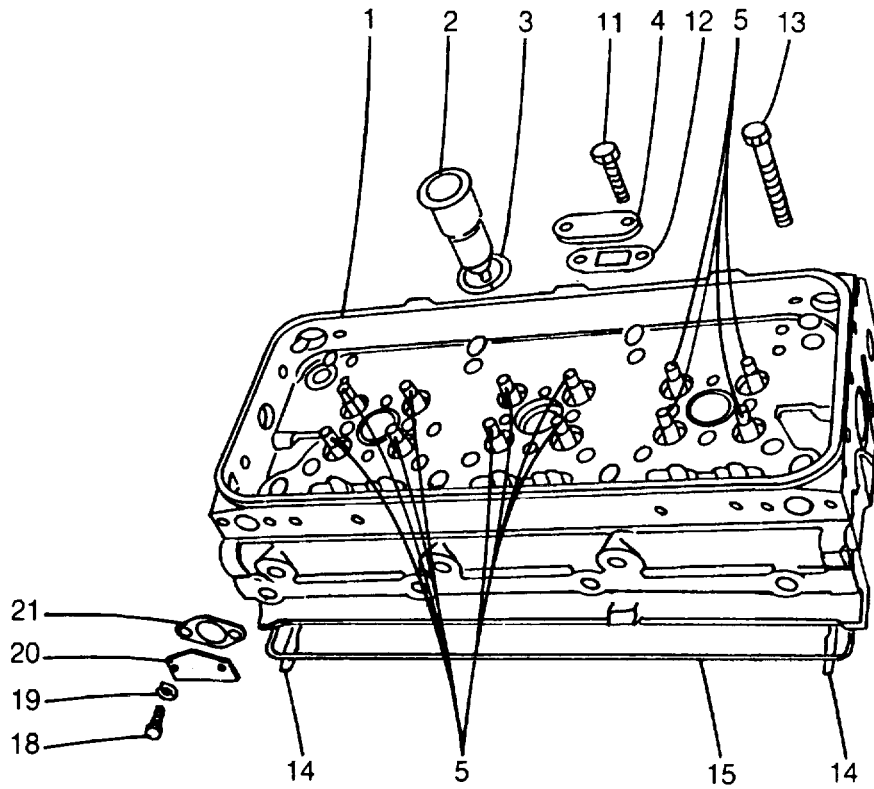
Parts List

Live Mast Lines - Continued				
REF.	PART NO.	QTY.	DESCRIPTION	FSCM No.
	5151576	4	Pin, 1/2" X 1-3/8" Dowel - See Note	26095
	5145009	1	Plug, 1/8" Hex. Socket Head Pipe - See Note	26095
	5121182	7	Plug, 1/4" Pipe - See Note	26095
	5145014	4	Plug, 3/8" Hex. Socket Head Pipe - See Note	26095
	5115214	3	Plug, 1/2" Pipe - See Note	26095
	5111798	3	Plug, 1" Square Head Pipe - See Note	26095
	9428477	1	Plug, 15/16" Cup - See Note	26095
	5142549	4	Plug, 3/4" -14 Socket Head - See Note	26095
	5139988	1	Plug, 1" Cup (Stainless) - See Note	26095
	5123862	2	Plug, 1-3/8" Cup (Special) - See Note	26095
	103647	2	Draincock, 1/4" - See Note	26095
	118536	1	Draincock, 3/8" - See Note	26095
	5145009	1	Plug, 1/8" Hex. Socket Pipe - See Note	26095
	5125237	1	Plug, 1/4" Socket Teflon Pipe - See Note	26095
	5145014	1	Plug, 3/8" Hex. Socket Pipe - See Note	26095
2	5117733	1	Cover (Plain), Cylinder Block Water Hole	26095
	5117734	1	Gasket, Cylinder Block Water Hole Cover	26095
	179838	4	Bolt, 3/8" -16 X 7/8"	26095
	103341	4	Washer, 3/8"	26095
3	5106688	2	Gasket, Cylinder Block Small Hand Hole Cover	26095
	5106689	2	Gasket, Cylinder Block Large Hand Hole Cover	26095
4	5132458	2	Cover, Cylinder Block Small Hand Hole	26095
	5144186	2	Cover, Cylinder Block Large Hand Hole	26095
	5145009	2	Plug, 1/8" 26095	
5	8920631	10	Bolt, 5/16" -18 X 1"	26095
6	5102841	1	Plate Assembly, Cylinder Block End - Rear	26095
	5121459	11	Nut, 3/8" -24 Plug	26095
	5132422	1	Plate Assembly, Cylinder Block End - Front	26095
	5121459	1	Nut, 3/8" -24 Plug	26095
7	103321	4	Lockwasher, 3/8" To Rear End Plate	26095
	103325	1	Lockwasher, 5/8" 26095	
	103321	5	Lockwasher, 3/8" To Front End Plate	26095
	103323	2	Lockwasher, 1/2" 26095	
8	179839	4	Bolt, 3/8" -16 X 1" To Rear End Plate	26095
	428204	1	Bolt, 5/8" -11 X 1" 26095	
	179839	5	Bolt, 3/8" 16 X 1" To Front End Plate	26095
	122408	2	Bolt, 1/2" -13 X 1" 26095	
9	5144874	1	Gasket, Cylinder Block End Plate (Rear)	26095
	5144901	1	Gasket, Cylinder Block End Plate (Front)	26095
	5121835	1	Gasket, (Corner Of Block), Cylinder Block End Plate (Front) 26095	
	5144874	1	Gasket, Cylinder Block End Plate (Front)	26095
	5199616	AR	Gasket Kit, Engine Overhaul - Consists Of Necessary Gaskets For One Complete Engine Overhaul.	26095
			<u>Following Items Make Up The Air Box Drains (One Each Side)</u>	
	5104386	1	Tube, Air Box Drain	26095
	5104371	1	Tube, Air Box Drain	26095
	444148	2	Tee, 1/4" -18 Pipe	26095
	5121182	2	Plug, 1/4" Pipe	26095
	444287	2	Nipple, 1/4" -18 Pipe	26095

Cylinder Block And Air Box Drains - Continued				
REF.	PART NO.	QTY.	DESCRIPTION	FSCM No.
	105404	2	Nipple, Pipe Reduction 1/8" X 3/8"	26095
	112877	2	Bushing, Reduction 1/4" 1/8"	26095
	8996207	2	Check Valve Assembly	26095
	5104370	2	Adaptor 26095	
	5151883	1	Clip, Air Box Drain Tube 3/8"	26095
	5151921	4	Washer 26095	
	103341	1	Washer, 3/8"	26095
	5149519	AR	Kit, Air Box Drain w/Check Valve - Consist Of Necessary Parts To The Drain Into The Crankcase.  Note: Refer To Block Plugging Chart Located In The Service Manual.	26095

Parts List  
Cylinder Head

M1-63-62.2



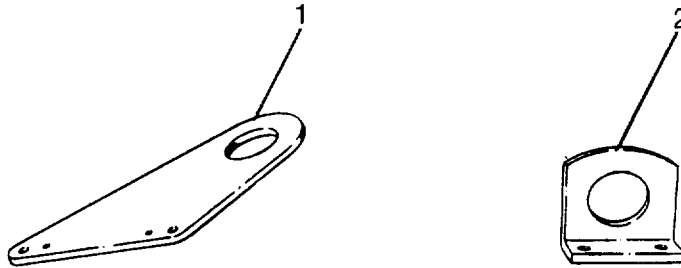


Parts List

Cylinder Head - Continued

REF.	PART NO.	QTY.	DESCRIPTION	FSCM No.
1	5199664	2	Head Assembly, (6V) Cylinder	26095
			Following Items Assembled To Cylinder Head Assembly	
	5142549	2	Plug, 3/4"	26095
	5193541	1	Plug, Fuse	26095
2	5199527	3	Tube Kit, Injector Hole	26095
3	5160037	3	Ring, Injector Hole Tube Seal	26095
4	5117344	3	Plate, Water Outlet Port	26095
5	5129919	12	Guide, Exhaust Valve	26095
6	5148615	2	Sleeve, Pilot	26095
7	5172874	2	Nozzle, Water (Single Outlet)	26095
8	5148507	4	Nozzle, Water (Double Outlet)	26095
9	5148490	12	Insert, Exhaust Valve	26095
			<u>Following Items Shipped Loose With Cylinder Head Assembly</u>	
		12	Washer, - See M1-63-62.11	26095
		6	Washer, - See M1-63.62.13	26095
		6	Connector, Fuel Manifold - See M1-63-62.13	26095
		6	Guide, Exhaust Valve Bridge - See M1-63-62.11	26095
	5121182	7	Plug, 1/4" Hex. Socket Head	26095
	5125237	4	Plug, 1/4" Hex. Socket Head	26095
	5154453	6	Plug, 3/8" -16 Headless	26095
	5145014	3	Plug, 3/8" Hex. Socket Head	26095
	5178976	4	Plug, 7/16" -14 Special	26095
	5150132	2	Plug, 3/4" Diameter Cup	26095
	5117186	1	Plug, 2" Diameter Cup Stainless	26095
10	5112899	4	Stud, 7/16" -14 X 2-3/32"	26095
11	5101377	6	Bolt, 3/8" -16 X 1" Hex. w/Seal Patch	26095
12	5150361	3	Gasket, Water Outlet Port	26095
	5106269	10	Plug, 1/4" -18 Hex. Socket	26095
13	5103537	16	Bolt, 11/16" -11 X 5.40" Cylinder Head	26095
14	5100703	4	Shim, Support	26095
15	5119972	2	Ring, Seal (Head To Block)	26095
16	5100404	6	Gasket, Cylinder Head Compression	26095
17	5148502	26	Ring, Seal	26095
18	180016	12	Bolt, 1/4" -20 X 1/2"	26095
19	5179709	12	Washer, 1/4" Copper	26095
20	5150268	6	Cover, Governor Hole	26095
21	5123812	6	Gasket, Governor Hole Cover	26095
	5199673	AR	Gasket Kit, (6V) Cylinder Head Overhaul	26095

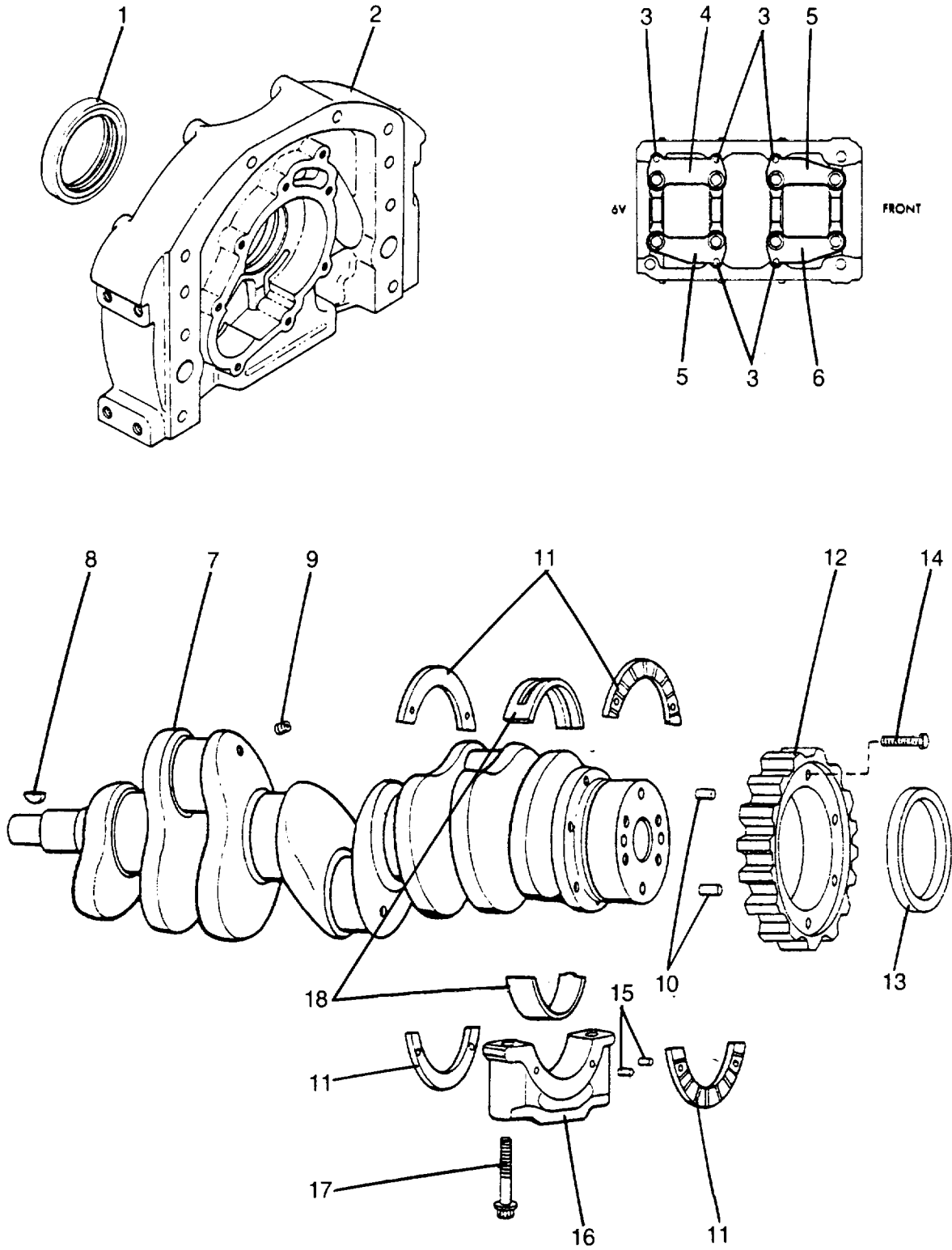
**Parts List**  
 Engine Lifter Brackets



REF.	PART NO.	QTY.	DESCRIPTION	FSCM No.
1	5109900	1	Bracket, Engine Lifter Front	26095
	190270	1	Bolt, 1/2" -13 X 4-1/4"	26095
	223435	1	Bolt, 5/8" -11 X 1-3/4"	26095
	103323	1	Lockwasher, 1/2"	26095
	103325	1	Lockwasher, 5/8"	26095
2	5117174	2	Bracket, Engine Lifter Rear	26095
	454933	4	Bolt, 7/16" -14 X 1-1/8"	26095
	103322	4	Lockwasher, 7/16"	26095
	5117332	2	Gasket, Engine Lifter Bracket	26095

Parts List  
Crankshaft

TM 10-3950-263-14&P-3  
M1-63-62.4



## Parts List

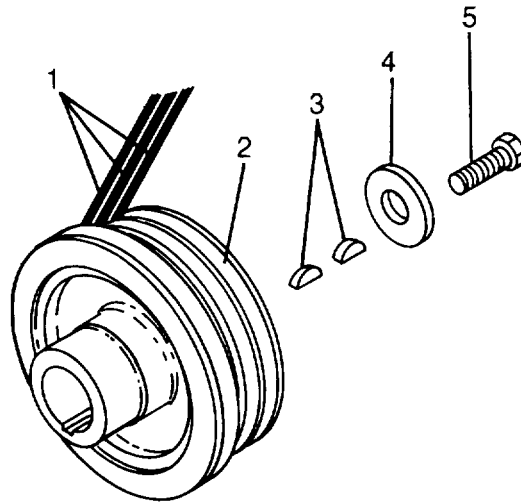
## Crankshaft - Continued

REF.	PART NO.	QTY.	DESCRIPTION	FSCM No.
1		1	Seal, Crankshaft Oil (Single Lip) Front - See M1-63-62.21	26095
2		1	Oil Pump Body Assembly (Front Cover) - See M1-63-62.21	26095
3	9409620	5	Bolt, 7/16" -14 X 1-1/8" Lock	26095
	5125608	5	Washer, 15/32" X 3/4" X 1/8"	26095
4	5100641	1	Stablizer, Crankshaft Main Bearing Cap	26095
5	5100640	2	Stablizer, Crankshaft Main Bearing Cap	26095
6	5100436	1	Stablizer, Crankshaft Main Bearing Cap	26095
7	5145300	1	Crankshaft Assembly	26095
8	120502	1	Key, 3/16" X 7/8" Woodruff Oil Pump Drive	26095
9	5145009	3	Plug, 1/8" Pipe	26095
10	5177528	2	Dowel, 9/16" X 1-5/8"	26095
11	5117005	4	Washer (Standard), Crankshaft Main Bearing Thrust	26095
12	5117102	1	Gear (Right Helix), Crankshaft Timing	26095
13	5106329	1	Seal, Crankshaft Oil (Double Lip) Rear	26095
14	9409035	6	Bolt, 3/8" -24 X 1-1/2" Lock	26095
15	141346	4	Pin, 3/16" X 1/2" Dowel	26095
16	5146497	4	Cap (Unfinished), Crankshaft Main Bearing	26095
17	5102824	8	Bolt, 11/16" -11 X 6-3/4" Crankshaft Main Bearing Cap	26095
18	5149565	4	Shell Set (Standard), Crankshaft Main Bearing	26095

M1-63-62.4(2 of 2)

**Parts List**  
Crankshaft Pulley

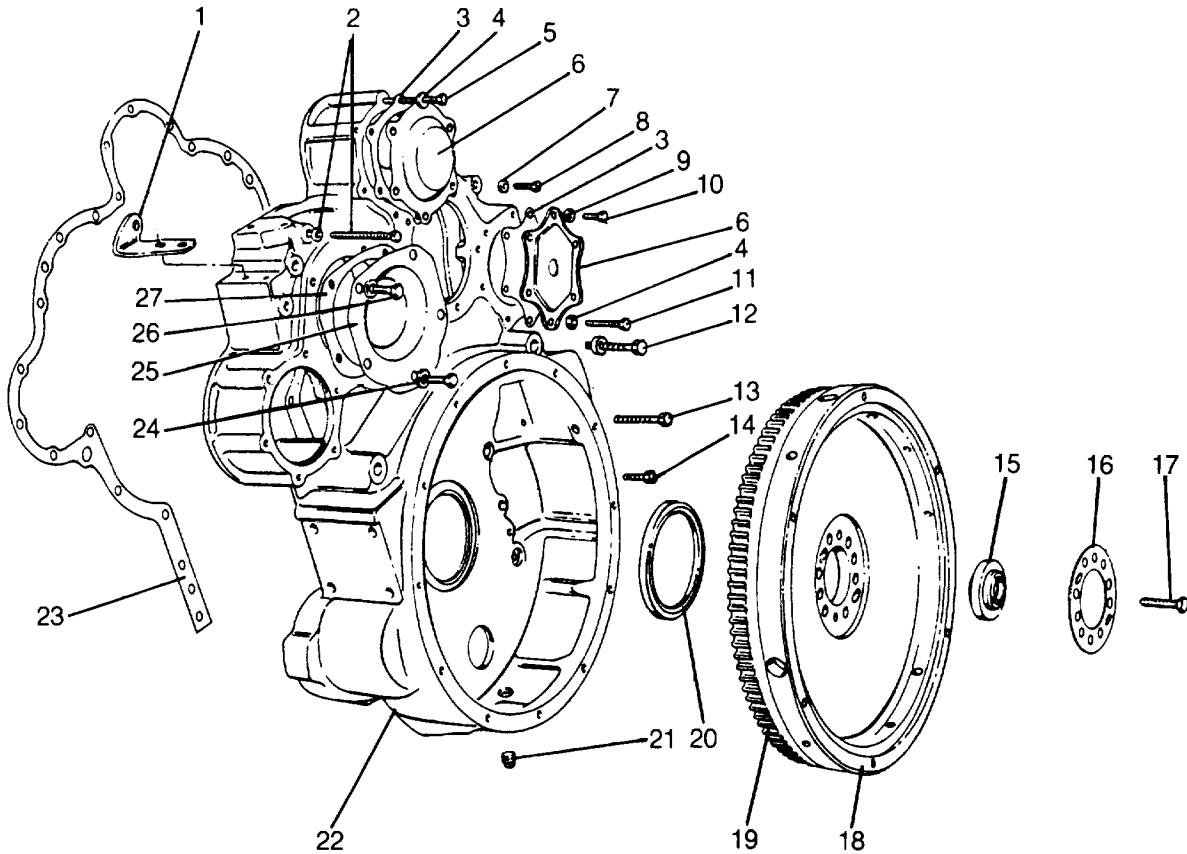
**TM 10-3950-263-14&P-3**  
**M1-63-62.5**



REF.	PART NO.	QTY.	DESCRIPTION	FSCM No.
	5133762	1	Belt Set (3 Belts), Crankshaft Pulley Drive	26095
	5122237	1	Pulley (6.34" Dia., 3 Groove), Crankshaft	26095
	5131724	2	Key, 3/8" X 1-1/4" Woodruff	26095
	5157930	1	Retainer, Crankshaft Pulley	26095
	5153623	1	Bolt, 1 -14 X 2-1/4"	26095

Parts List

Flywheel And Flywheel Housing



REF.	PART NO.	QTY.	DESCRIPTION	FSCM No.
1			Bracket, Flywheel Housing To Head Support - See M1 -63-62.3	26095
2	5121466	4	Bolt, 3/8" -24 X 3-7/8"	26095
	103321	4	Lockwasher, 3/8"	26095
3	5104507	3	Gasket, Flywheel Housing Small Hole Cover	26095
4	5152148	AR	Washer, 3/8" X 9/16" Copper	26095
	5138619	AR	Washer, 25/64" X 3/4" X .083" Plain	26095
	103321	AR	Lockwasher, 3/8"	26095
5	186315	AR	Bolt, 3/8" -24 Y4-1/2"	26095
	117049	AR	Nut, 3/8" -24 Hex.	26095
	186317	AR	Bolt, 3/8" -24 X 5"	26095
	5101548	AR	Stud, 3/8" -16 -24 X 1.18"	26095
6	5122219	2	Cover, Flywheel Housing Small Hole	26095
7	103341	3	Washer, 3/8"	26095
	103321	3	Lockwasher, 3/8"	26095
8	5106559	3	Bolt, 3/8" -16 X 1" (W/Seal Patch)	26095
9	5131755	1	Washer, 17/32" X .88" Hardend	26095
10	186622	1	Bolt, 3/8" -16 X 1-1/4"	26095
11	179838	AR	Bolt, 3/8" -16 X 7/8"	26095
	179835	AR	Bolt, 3/8" --16 X 5/8"	26095
12	271570	2	Bolt, 5/8" -11 X 4"	26095
	103325	2	Lockwasher, 5/8"	26095

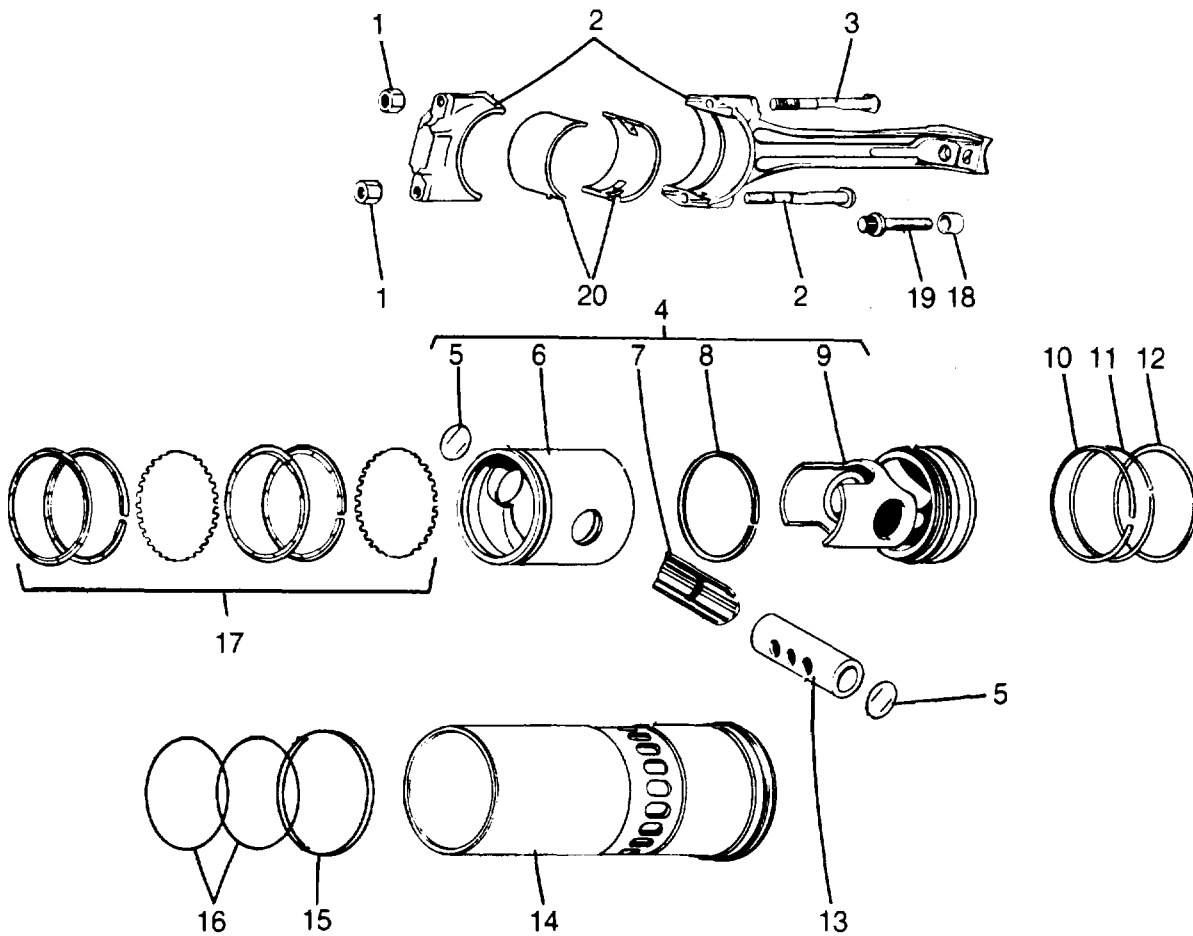
Parts List

Flywheel and Flywheel Housing - Continued

REF.	PART NO.	QTY.	DESCRIPTION	FSCM No.
	5137275	2	Washer, .68"	26095
13	179839	8	Bolt, 3/8" -16 X 1"	26095
	5138619	6	Washer, 25/64"	26095
14	5131978	6	Washer, .53" X 1"	26095
	190770	6	Bolt, 1/2" -13 X 3-1/4"	26095
15	907594	1	Bearing, Clutch Pilot	26095
16	5100532	1	Plate, Scuff	26095
17	9411631	6	Bolt, 9/16" -18 X 2-3/4"	26095
18	5106225	1	Flywheel Assembly	26095
19	5188030	1	Gear (102 Teeth), Flywheel Ring	26095
20		1	Seal, Crankshaft Oil - Rear - See M1-63-62.4	26095
21	5142549	1	Plug, 3/4" Pipe	26095
22	5104497	1	Housing, Flywheel	26095
23	5144875	1	Gasket, Flywheel Housing	26095
24	179857	AR	Bolt, 7/16" -14 X 7/8"	26095
	5125108	AR	Washer, 7/16"	26095
25	5122281	1	Cover, Flywheel Housing Large Hole	26095
26	100158	AR	Bolt, 1/2H -13 X 1"	26095
	103343	AR	Washer, 17/32"	26095
	103323	AR	Lockwasher, 1/2"	26095
27	5104506	1	Gasket, Flywheel Housing Large Hole Cover	26095

Parts List

Connecting Rod And Piston



REF.	PART NO.	QTY.	DESCRIPTION	FSCM No.
Quantities Shown Are For One Cylinder				
1	5117629	2	Nut, 7/16" -20	26095
2	5104501	1	Rod Assembly (Crosshead), Connecting	26095
3	5132383	2	Bolt, 7/16" -20 X 3.52"	26095
4	5149240*	1	Piston Assembly (17:1 Turbo)	26095
5	5180250*	2	Retainer, Piston Pin	26905
6	5102720*	1	Skirt, Piston	26095
7	5144843*	1	Bearing, Piston Kit	26095
8	5140000*	1	Ring, Crosshead Piston Seal	26095
9	5144872*	1	Crown, Piston (17:1 Turbo)	26095
10	5144620*#	1	Ring, Piston Compression (Bottom)	26095
11	5100607*#	1	Ring, Piston Compression (Top)	26095
12	5100601*#	1	Ring, Piston Compression (Fire)	26095
13	5101143	1	Pin, Piston	26095
14	5107176*	1	Liner, Cylinder	26095
15	5148501	1	Insert (Standard), Cylinder Liner	26095
16	5101166*	2	Seal, Cylinder Liner	26095
17	5149242*#	1	Ring Set (Turbo), Piston Oil Control - See Note	26095
18	5144846	2	Spacer	26095
19	5148373	2	Bolt, 7/16" -20 (12 Point)	26095
20	5149572	1	Shell Set (Standard), Connecting Rod Bearing	26095



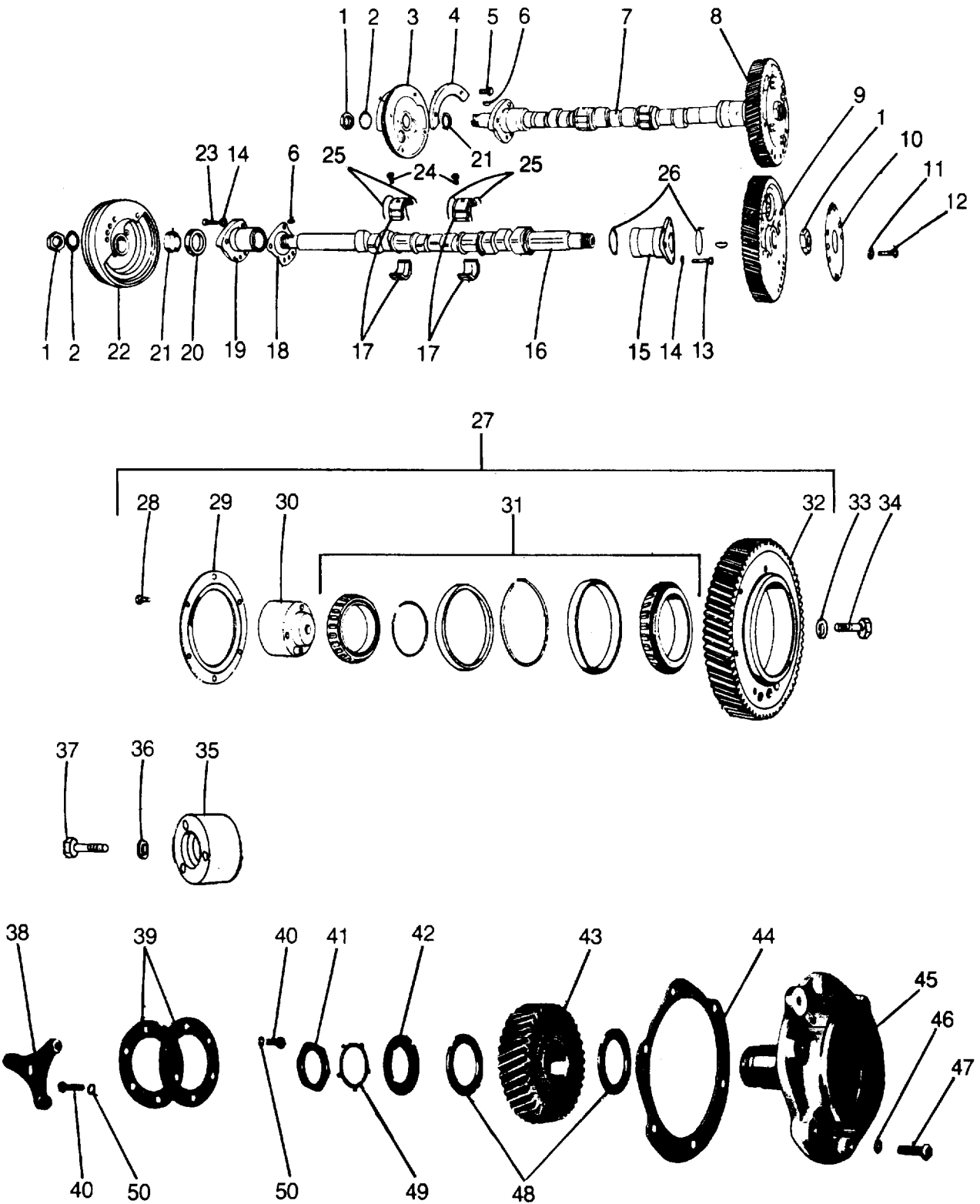
Parts List

Connecting Rod And Piston - Continued

REF.	PART NO.	QTY.	DESCRIPTION	FSCM No.
*	5149598	AR	Cylinder Kit	26095
#	5149241	1	Ring Set, Piston - Consist Of Sufficient Rings For One Piston Note: Consist Of Scraper And Expanders For One Piston	26095

M1-63-62.7(2 of 2)

Parts List  
Camshaft And Gear Train



**Parts List**

Camshaft And Gear Train - Continued

REF.	PART NO.	QTY.	DESCRIPTION	FSCM No.
1	5150087	4	Nut, 1-1/8" -18	26095
2	5177769	2	Lockwasher, 1-1/8"	26095
3	5126904	1	Gear, Water Pump Drive	26095
4	5147286	1	Weight, Front Balancer Pump Drive	26095
5	949035	2	Bolt, 3/8" -24 X 1"	26095
6	127559	2	Key, 1/4" X 3/4"	26095
7	5106958	1	Camshaft Assembly (Right Bank, Stamped 5106954)	26095
	5151277	2	Plug, Drive	26095
8	5144594	1	Gear (Right Helix, Right Bank), Camshaft	26095
9	5144672	1	Gear (Left Helix, Left Bank), Camshaft	26095
10	5172734	2	Retainer, Camshaft Gear Nut	26095
11	103321	8	Lockwasher, 3/8"	26095
12	186627	8	Bolt, 3/8" -24 X 1"	26095
13	186622	6	Bolt, 3/8" -16 X 1-1/4"	26095
14	103321	12	Lockwasher, 3/8"	26095
15	5111422	2	Bearing, Camshaft Rear End	26095
	5111423	2	Bushing, Camshaft End	26095
16	5106959	1	Camshaft Assembly (Left Bank; Stamped 5106955)	26095
	5151277	2	Plug, Drive	26095
17	5196026	4	Bearing Set, Camshaft Intermediate	26095
18	5117243	1	Gasket, Camshaft Front End Bearing	26095
19	5117984	2	Bearing, Camshaft Front End	26095
	5111423	2	Bushing, Camshaft End	26095
20	5116476	1	Seal, Camshaft Oil (Front, Left Bank)	26095
21	5116485	2	Spacer (.64"), Camshaft Gear	26095
22	5148002	1	Pulley, Front Balancer	26095
23	9414268	6	Bolt, 3/8" -16 X 1-1/2"	26095
24	5117649	4	Bolt, 3/8" -24 X /62"	26095
25	5115572	8	Ring, Camshaft Intermediate Bearing	26095
26	5111424	4	Washer, Camshaft End Bearing Thrust	26095
27	5199384	1	Gear Assembly (Left Helix), Idler	26095
28	5103534	6	Bolt, 5/16" -24 X 1/2" (Vibra-Tite)	26095
29	5176998	1	Retainer, Idler Gear Bearing	26095
30	5130135	1	Hub Assembly, Idler Gear	26095
	5151444	1	Dowel	26095
31	7451948	1	Bearing, Idler Gear	26095
32	5113817	1	Gear (Left Helix), Idler	26095
33	5167714	1	Washer, 1/2"	26095
34	454992	1	Bolt, 1/2" -13 X 2-1/2"	26095
35	5101150	1	Spacer Assembly, Idler Gear Hole	26095
36	5167714	1	Washer, 1/2"	26095
37	454992	1	Bolt, 1/2" -13 X 2-1/2"	26095
38	5123081	1	Hub, Blower Drive Gear	26095
39	5122915	2	Plate, Blower Drive Gear Hub Spring	26095
40	5122937	6	Bolt, 3/8" -24 X 15/16"	26095
41	5117727	1	Nut, 1-7/16" -16	26095
42	5117704	1	Washer, Blower Drive Gear Thrust	26095
43	5122918	1	Gear Assembly (Left Helix 38 Teeth), Blower Drive	26095
	5120501	2	Bushing, Blower Drive Gear	26095
44	5148810	1	Gasket, Blower Drive Support	26095
45	5138836	1	Support Assembly, Blower Drive	26095
	274889	1	Pin, 1/8" X 1/4" Spring	26095
46	5152148	1	Washer, 3/8" Copper	26095
<b>M1-63-62.8(2 of 3)</b>				

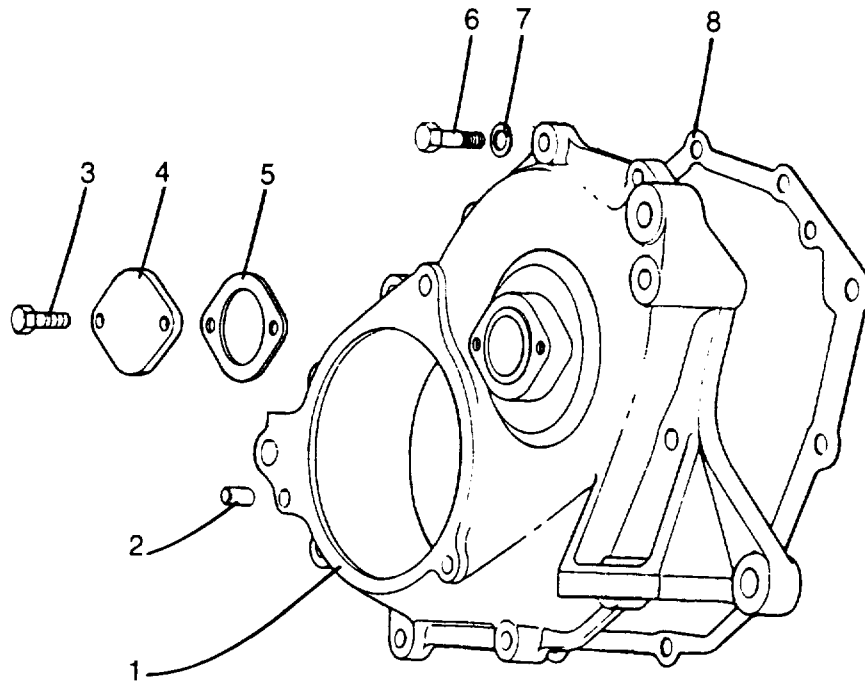
## Parts List

## Camshaft And Gear - Continued

REF.	PART NO.	QTY.	DESCRIPTION	FSCM No.
47	181361	1	Bolt, 3/8" -24 X 7/8"	26095
	181365	1	Bolt, 3/8" -24 X 1-1/8"	26095
48	5117700	2	Bearing	26095
49	5117720	1	Lockwasher	26095
50	103321	6	Lockwasher, 3/8"	26095

**Parts List**

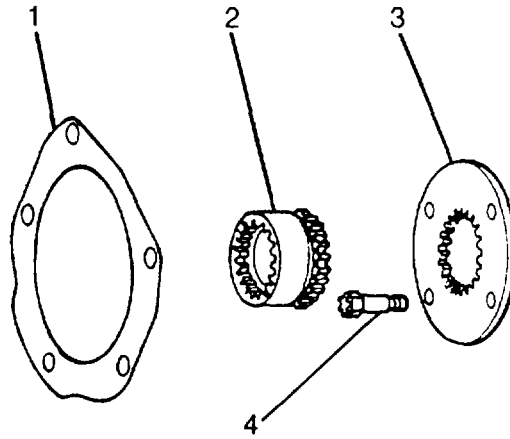
Balance Weight Cover



REF.	PART NO.	QTY.	DESCRIPTION	FSCM No.	
1	5141661	1	Cover Assembly, Balance Weight	26095	
2	141236	3	Pin, 3/8" X 1/2" Dowel	26095	
3	9419648	2	Screw, 5/16" -18 X 3/4" Self Tap., Hex. Head	26095	
4	5122680	1	Cover, Accessory Drive Hole	26095	
5	512123	1	Gasket, Accessory Drive Hole Cover	26095	
6	179848	2	Bolt, 3/8" -16 X 2-1/4"	26095	
	181370	1	Bolt, 3/8" -24 X 1-3/8"	26095	
	181371	4	Bolt, 3/8" -24 X 1-3/8"	26095	
	179888	1	Bolt, 1/2" -13 X 1-7/8"	26095	
	271564	2	Bolt, 5/8" -11 X 2-1/2"	26095	
	117049	4	Nut, 3/8" -24 Hex.	26095	
	7	103341	8	Washer, 3/8" Flat	26095
		103343	1	Washer, 1/2" Flat	26095
103345		2	Washer, 5/8" Flat	26095	
103321		8	Lockwasher, 3/8"	26095	
103323		1	Lockwasher, 1/2"	26095	
8	5123638	1	Gasket, Balance Weight Cover	26095	

**Parts List**  
Accessory Drive

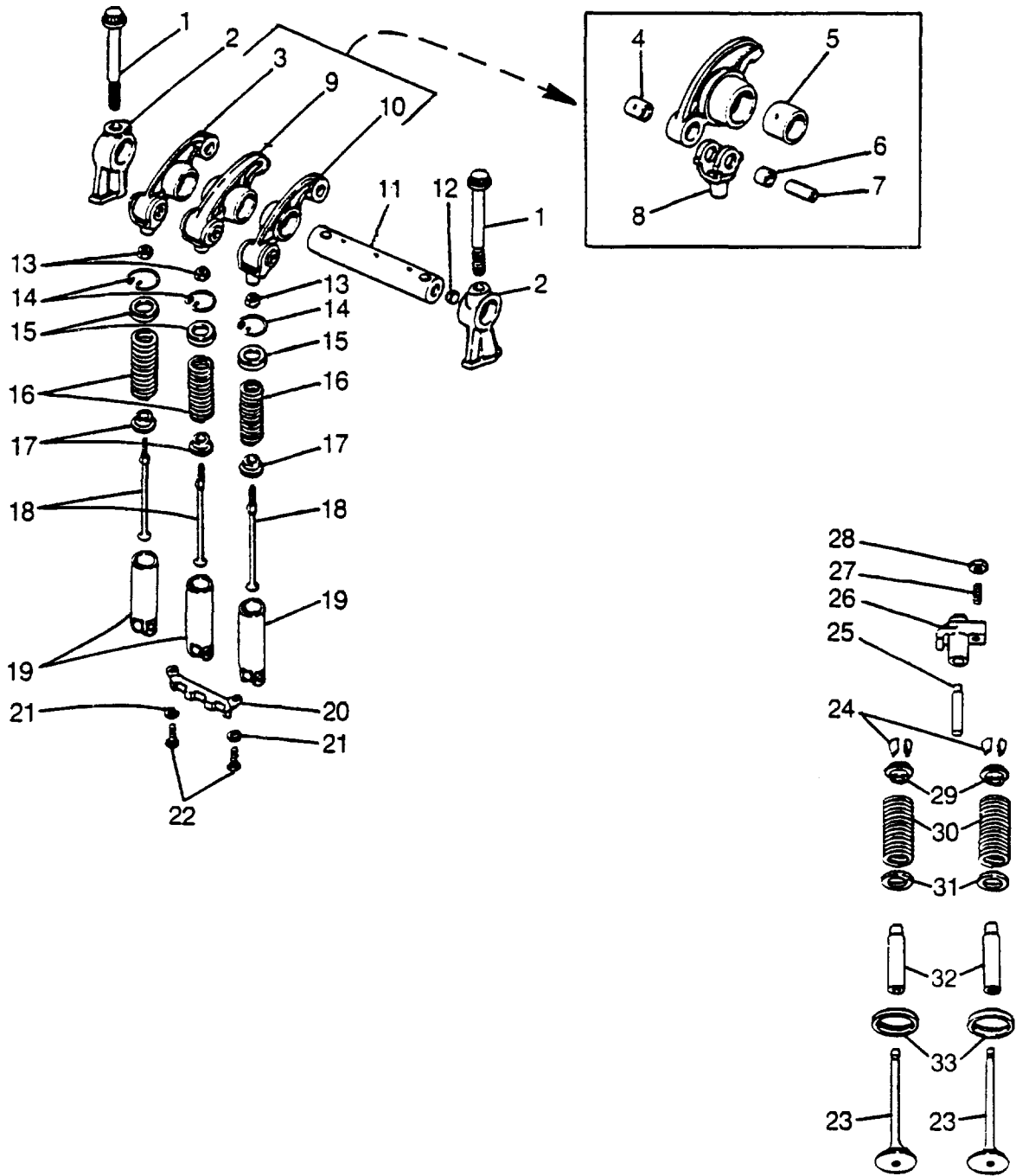
**TM 10-3950-263-14&P-3**  
**M1-63-62.10**



REF.	PART NO.	QTY.	DESCRIPTION	FSCM No.
1		1	Gasket, Air Compressor - See M1-63-62.36	26095
2		1	Coupling, Accessory Drive - See M1-63-62.36	26095
3		1	Plate, Accessory Drive - See M1-63-62.36	26095
4	5145092	4	Bolt, 3/8" -24 X 1.20" Self Lock	26095

**M1-63-62.10(1 of 1)**

Parts List  
Valve Operating Mechanism



Parts List

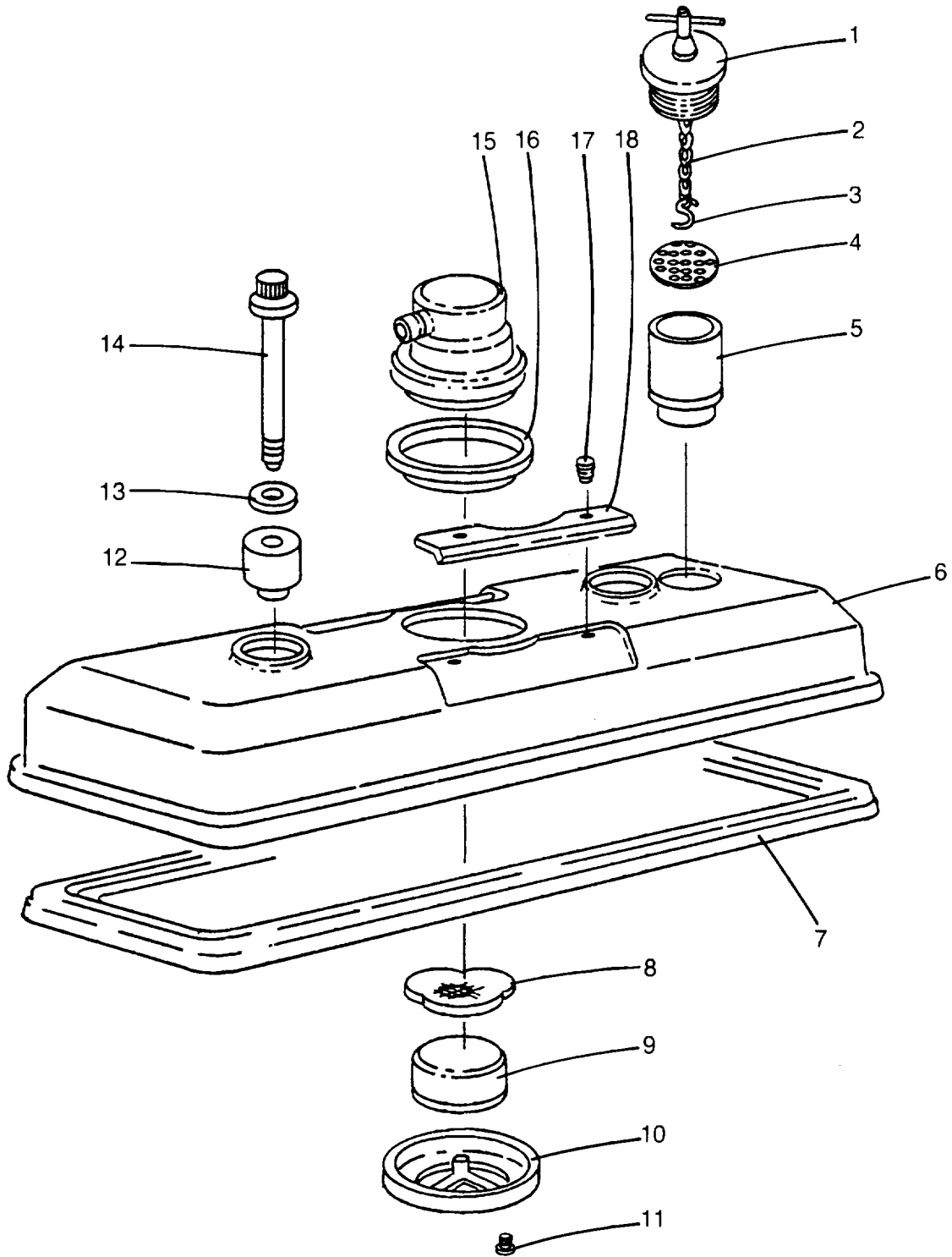
Valve Operating Mechanism - Continued

REF.	PART NO.	QTY.	DESCRIPTION	FSCM No.
1	5150325	12	Bolt 26095	
2	5103903	12	Bracket, Rocker Shaft	26095
3	5148472	6	Arm Assembly, Exhaust Valve Rocker (Left)	26095
4	5150311	1	Bushing, Exhaust Valve Rocker Arm Small	26095
5	5122445	1	Bushing, Exhaust Valve Rocker Arm Large	26095
6	5123700	1	Bushing, Exhaust Valve Rocker Arm Clevis	26095
7	5150314	1	Pin, Exhaust Valve Rocker Arm Clevis	26095
8	5150312	1	Clevis, Exhaust Valve Rocker Arm	26095
9	5146871	6	Arm Assembly, Injector Rocker	26095
4	5150311	1	Bushing, Injector Valve Rocker Arm Small	26095
5	5150318	1	Bushing, Injector Valve Rocker Arm Large	26095
6	5123700	1	Bushing, Injector Valve Rocker Arm Clevis	26095
7	5150314	1	Pin, Injector Valve Rocker Arm Clevis	26095
8	5150312	1	Clevis, Injector Valve Rocker Arm	26095
10	5148475	6	Arm Assembly, Exhaust Valve Rocker (Right)	26095
4	5150311	1	Bushing, Exhaust Valve Rocker Arm Small	26095
5	5122445	1	Bushing, Exhaust Valve Rocker Arm Large	26095
6	5123700	1	Bushing, Exhaust Valve Rocker Arm Clevis	26095
7	5150314	1	Pin, Exhaust Valve Rocker Arm Clevis	26095
8	5150312	1	Clevis, Exhaust Valve Rocker Arm	26095
11	5150322	6	Shaft Assembly, Rocker	26095
12	5151272	6	Plug	26095
13	5151601	18	Nut, 5/16" -24	26095
14	5150303	18	Retainer, Push Rod	26095
15	5108919	18	Seat, Push Rod Spring (Upper)	26095
16	5108918	18	Spring, Push Rod	26095
17	5123250	18	Seat, Push Rod Spring (Lower)	26095
18	5128640	18	Rod, Push	26095
19	5106642	18	Follower Assembly, Cam	26095
	5195220	18	Roller Set, Cam Follower - See Note	26095
20	5106413	6	Guide, Cam Follower	26095
21	103319	12	Lockwasher, 1/4"	26095
22	443603	12	Bolt, 1/4" -20 X 3/4"	26095
23	5149041	24	Valve, Exhaust (Includes Locks)	26095
24	5111337	48	Lock (Halves), Exhaust Valve Spring	26095
25	5117564	12	Guide, Exhaust Valve Bridge	26095
26	5148491	12	Bridge, Exhaust Valve	26095
27	5129101	12	Screw, 5/16" -24 X 1" Adjusting	26095
28	5151601	12	Nut, 5/16" -24	26095
29	5117563	24	Cap, Exhaust Valve Spring	26095
30	5147347	24	Spring, Exhaust Valve	26095
31	5117562	24	Seat, Exhaust Valve Spring	26095
32	5129919	24	Guide, Exhaust Valve	26095
33	5148490	24	Insert, Exhaust Valve	26095
			Note: Includes Roller w/Bushing And Pin	




Parts List  
Rocker Cover

TM 10-3950-263-14&P-3  
M1-63-62.12



**Parts List**  
Rocker Cover - Continued



REF.	PART NO.	QTY.	DESCRIPTION	FSCM No.
1	5125995	1	Cap, Oil Filler Tube	26095
2	5113825	1	Chain, Oil Filter	26095
3	5146248	1	Hook, Chain	26095
4	5106031	1	Strainer, Oil Filler	26095
5	5106065	1	Tube, Oil Filler	26095
6	5103694	1	Cover, Rocker (Left)	26095
	5103695	1	Cover, Rocker (Right)	26095
7	5104018	2	Gasket, Rocker Cover	26095
8	5103636	2	Retainer	26095
9	5101760	2	Element, Breather	26095
10	5103647	2	Retainer	26095
11	5103642	9	Screw, #10 -24 X .375 Lock	26095
12	5104515	4	Isolator, Rocker Cover Bolt	26095
13	5104514	4	Washer, Special	26095
14	5104015	4	Bolt, 3/8" -16 X 6.57"	26095
15	5103648	2	Shell, Breather (W/Tube)	26095
16	5103646	2	Seal, Breather Shell Cover	26095
17	145382	4	Screw, #8 -32 X 3/8"	26095
18	5106857	2	Retainer, Rocker Cover Name Plate	26095
19	5104585	1	Pipe, Breather	26095
20	5104592	2	Clamp, 1" I.D.	26095

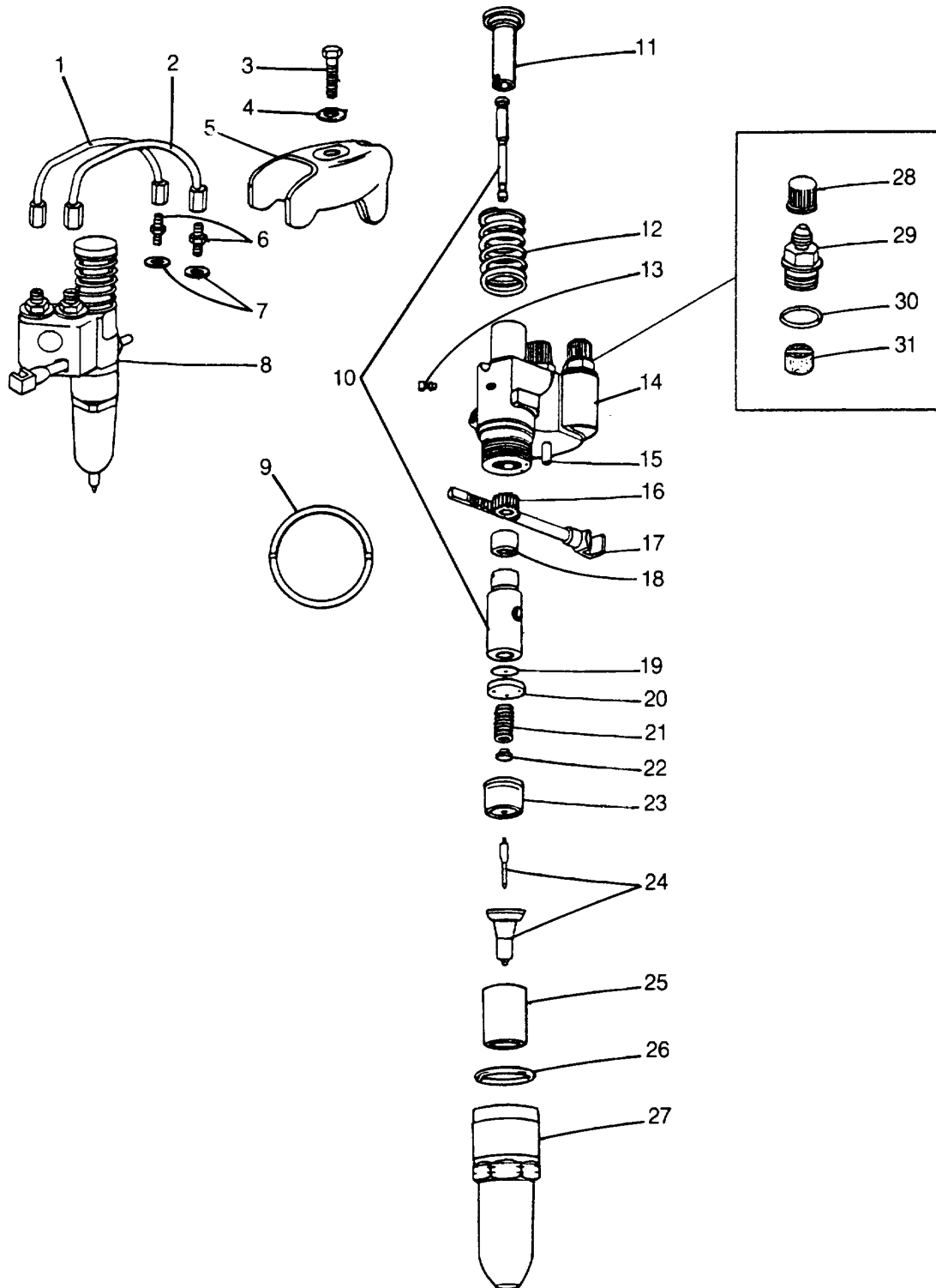
Parts List

Rocker Cover - Continued

REF.	PART NO.	QTY.	DESCRIPTION	FSCM No.
21	5104587	1	Hose (1.12" Long)	26095
22	5104586	1	Elbow 26095	
	5104604	2	Bolt, 1/4" -20 X 1-1/4"	26095
	103319	2	Lockwasher, 3/8"	26095

**Parts List**  
Fuel Injectors And Connections

**TM 10-3950-263-14&P-3**  
**M1-63-62.13**



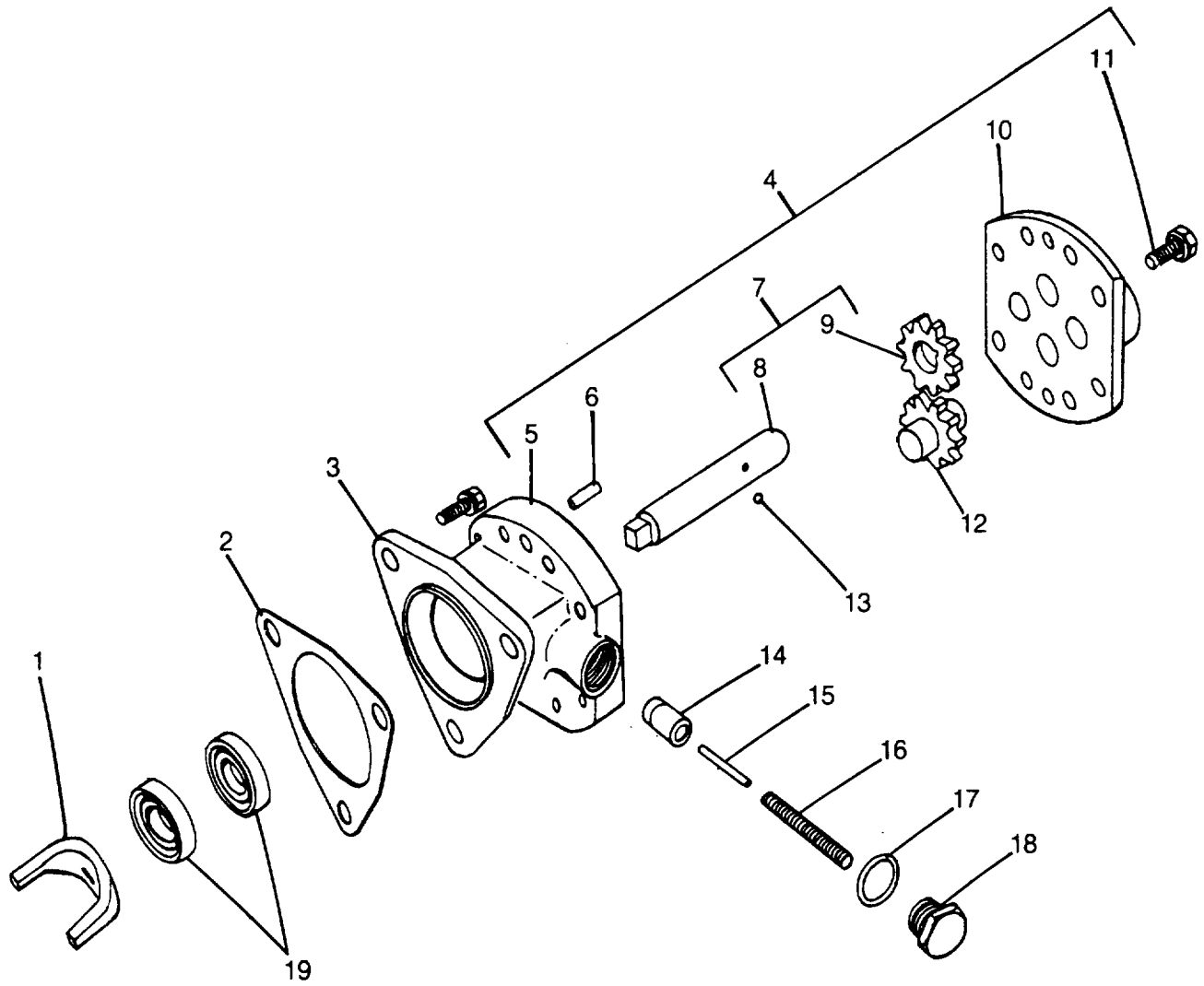
Parts List

Fuel Injectors And Connections - Continued

REF.	PART NO.	QTY.	DESCRIPTION	FSCM No.
1	5111527	6	Pipe Assembly (Long), Fuel	26095
2	5111526	6	Pipe Assembly (Short), Fuel	26095
3	179847	6	Bolt, 3/8" -16 X 2"	26095
4	5150250	6	Washer, Injector Clamp	26095
5	5121259	6	Clamp, Injector	26095
6	5117369	12	Connector, Fuel Pipe	26095
7	5125108	12	Washer, Fuel Pipe Connector 7/16" Dia. (Copper)	26095
8	\$229890	6	Injector, Assembly (9C90)	26095
9	5229878	1	Tag, Number (9C90)	26095
10	5229872	1	Plunger And Bushing Assembly, Injector - See Note	26095
	5226393	1	Pin, Bushing Guide	26095
11	5228104	1	Follower, Injector	26095
12	5228739	1	Spring, Injector Plunger	26095
13	5228608	1	Pin, Injector Stop	26095
14	5228583	1	Body Assembly, Injector	26095
	5226913	2	Plug, Body	26095
15	5226416	1	Dowel	26095
16	5228802	1	Gear, Injector	26095
17	5226719	1	Rack, Injector	26095
18	5228586	1	Retainer, Injector Gear	26095
19	5228694	1	Valve, Injector Check	26095
20	5228696	1	Case, Injector Check Valve	26095
21	5228596*	1	Spring, Injector Valve	26095
22	5228766*	1	Seat, Injector Valve Spring	26095
23	5228594	1	Case, Injector Valve Spring	26095
24	5229806	1	Tip Assembly, Injector Spray	26095
25	5228109	1	Deflector, Injector Spill	26095
26	5229167	1	Ring, Injector Seal	26095
27	5228601	1	Nut, Injector Valve	26095
28	5226414	AR	Cap, Injector Shipping	26095
29	5228588	2	Cap, Injector Filter	26095
30	5226186	2	Gasket, Injector Filter Cap	26095
31	5228587	1	Element (Inlet), Injector Filter	26095
*	5228769	AR	Valve Kit, Injector	26095
Note: Plunger And Bushing Not Sold Separately.				

Parts List  
Fuel Pump

TM 10-3950-263-14&P-3  
M1-63-62.14



M1-63-62.14(1 of 2)

## Parts List

## Fuel Pump - Continued

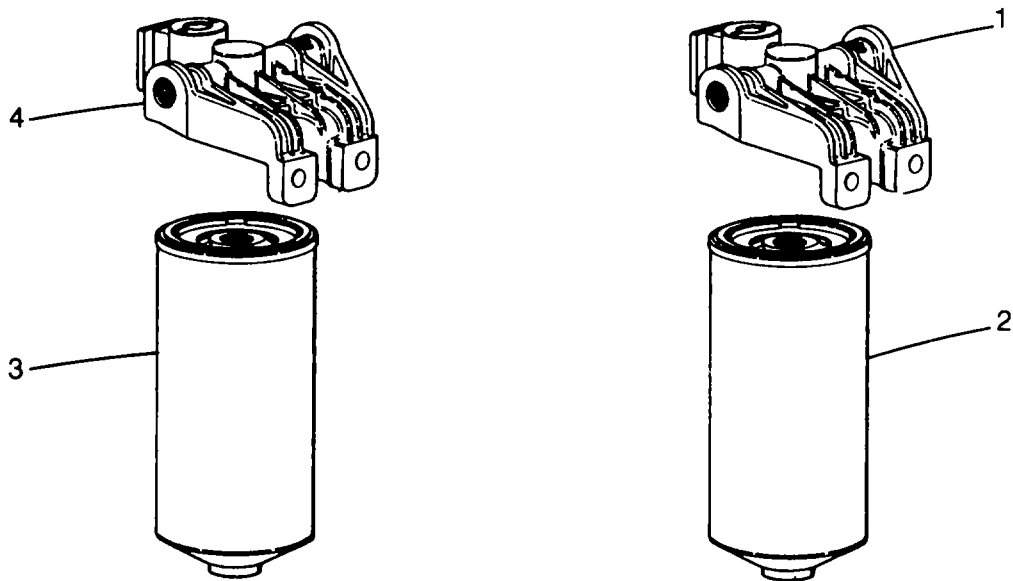
REF.	PART NO.	QTY.	DESCRIPTION	FSCM No.
1	5102257	1	Fork, Fuel Pump Coupling	26095
2	5150193	1	Gasket, Fuel Pump To Engine	26095
3	5131685	3	Bolt (w/Nylon Patch), 5/16" -18 X 3/4"	26095
4	5108064	1	Pump Assembly, Fuel	26095
5	5146337	1	Body, Fuel Pump	26095
6	141195	2	Pin, Dowel 1/4" X 5/8"	26095
7	5181746	1	Gear And Shaft Assembly, Fuel Pump Drive	26095
8	5178700	1	Shaft, Fuel Pump Drive	26095
9	5174975	1	Gear, Fuel Pump Drive	26095
10	5134560	1	Cover, Fuel Pump	26095
11	3719219	8	Bolt, (w/Lockwasher) Assembly, 1/4" -20 X 3/4"	26095
12	5181747	1	Gear And Shaft Assembly, Fuel Pump Drive	26095
	5181749	1	Shaft, Fuel Pump Driven	26095
	5181748	1	Gear Fuel Pump Driven	26095
13	147481	1	Ball, 1/8" Diameter Steel	26095
14	5174973	1	Valve, Fuel Pump Relief	26095
15	103709	1	Pin, 5/32" X 1" Straight	26095
16	5184530	1	Spring, Fuel Pump Valve Retaining	26095
17	5161003	1	Gasket, Fuel Pump Valve Plug	26095
18	5174971	1	Plug, Fuel Pump Valve	26095
19	5107223	2	Seal (Lip Type), Fuel Pump Oil	26095

M1-63-62.14(2 of 2)

Parts List

M1-63-62.15

Fuel Filter And Strainer



REF.	PART NO.	QTY.	DESCRIPTION	FSCM No.
1	5148023	1	Cover, Fuel Strainer (Spin on)	26095
2	25010776	1	Cartridge, Fuel Strainer (Spin on) (T-915)	26095
3	25010778	1	Cartridge, Fuel Filter (Spin on) (TP-916)	26095
	25010782	1	Decal (Spin on)	26095
4	5148171	1	Cover, Fuel Filter (Spin on)	26095

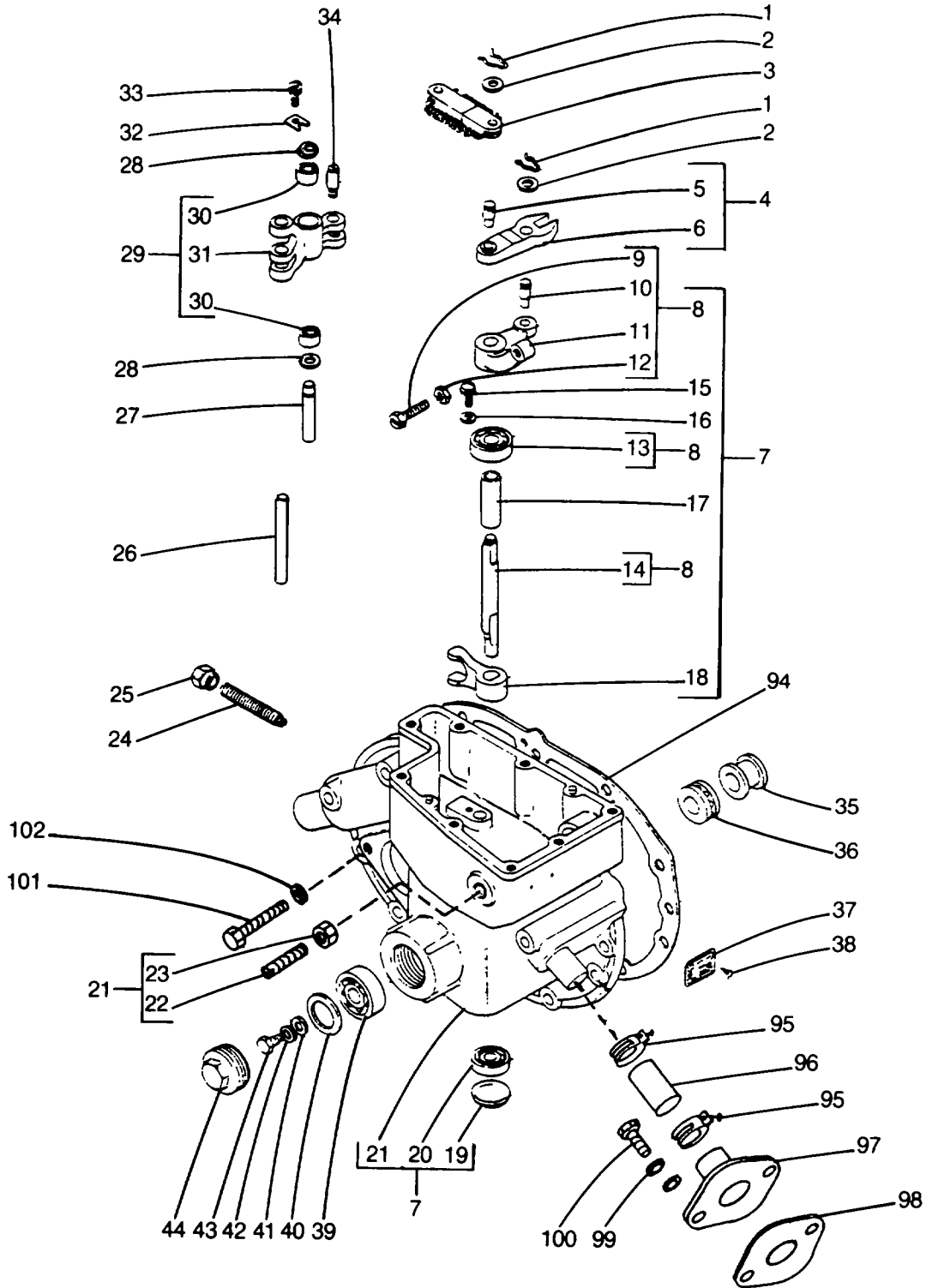
M1-63-62.15(1 Of 1)



Parts List

M1-63-62.16

Mechanical Governor

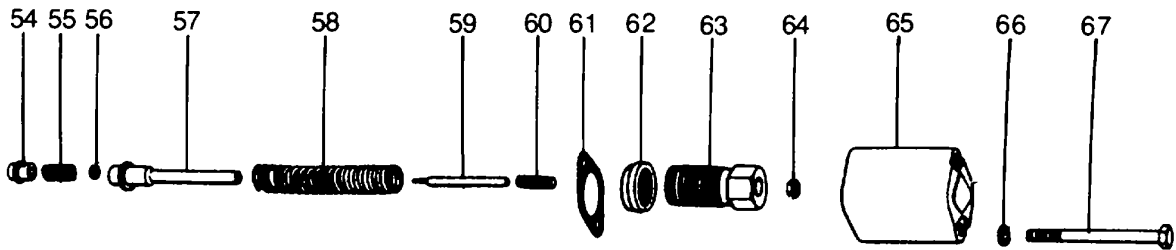
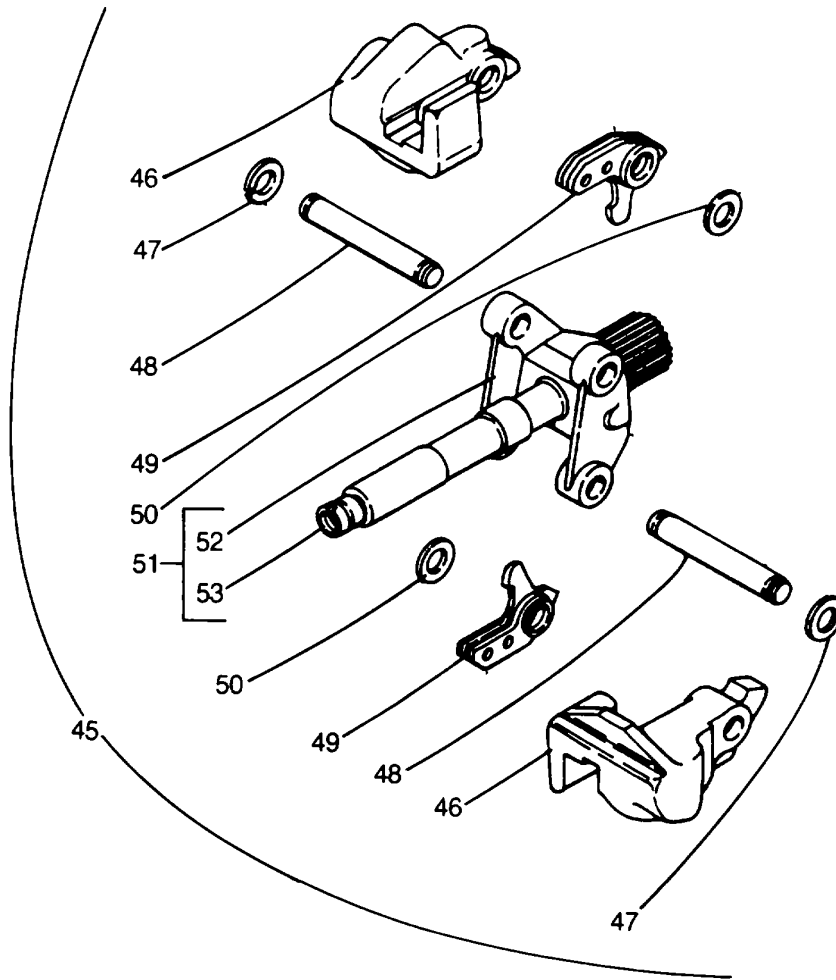


Parts List

Mechanical Governor - Continued

REF.	PART NO.	QTY.	DESCRIPTION	FSCM No.
	8921497	1	Governor Assembly, Limiting (Double Weight 5-800 Idle)	26095
1	142583	2	Spring, 13/64" Retainer	26095
2	5150941	2	Washer, Governor Lever Pin	26095
3	5124274	1	Link Assembly, Governor Yield	26095
	5102636	1	Link (9/64" Drill)	26095
	5102559	1	Link And Pin Assembly	26095
	5102558	1	Link (.125/.129 Drill)	26095
	455921	1	Pin, 1/8" X 1-1/2" Spring	26095
	5124270	2	Hook	26095
	5124273	2	Spring	26095
4	5150394	1	Lever And Pin Assembly, Governor Differential	26095
5	5150894	1	Pin, Governor Differential Lever	26095
6	5150893	1	Lever, Governor Differential	26095
7	5101336	1	Housing Assembly, Governor	26095
8	5133795	1	Shaft And Lever Assembly, Governor	26095
9	5132962	1	Screw, Governor Gap Adjusting	26095
10	5150943	1	Pin, 5/16" X 15/16" Governor Operating Shaft Lever	26095
11	5132747	1	Lever, Governor Operating	26095
12	114492	1	Nut, 1/4"-28 Hex	26095
13	9431896	1	Bearing (Upper), Governor Operating Shaft	26095
14	5133680	1	Shaft, Governor Operating	26095
15	9421917	1	Screw And Lockwasher Assembly, #10 -24 X 7/16"	26095
16	120391	1	Washer, 7/32" X 1/2" Flat	26095
17	5133686	1	Spacer, Governor Operating Shaft	26095
18	5138335	1	Fork, Governor Operating Shaft	26095
19	116337	1	Plug, 1-1/16" Expansion	26095
20	954987	1	Bearing (Lower), Governor Operating Shaft	26095
21	5101291	1	Housing Assembly, Governor Control	26095
	5101239	1	Housing, Governor Control	26095
	5124332	2	Tube	26095
	5150942	2	Pin, 3/16" X 7/16" Dowel	26095
22	5101197	1	Screw, Starting Aid	26095
23	5174286	1	Locknut, 3/8" -24	26095
24	5117952	1	Screw Assembly, Governor Buffer Spring	26095
	5117951	1	Screw, Governor Buffer Spring 3/8" -24	26095
	5152929	1	Spring, Governor Buffer	26095
25	5174286	1	Locknut, 3/8" -24	26095
26	5127375	1	Pin, Governor Lever (3.12" Long)	26095
27	5143866	1	Shaft, Governor Control Operating Lever	26095
28	5150885	2	Washer, Flat	26095
29	5127373	1	Lever And Bearing Assembly, Governor Operating Link	26095
30	9437946	2	Bearing Assembly, Needle	26095
31	5127374	1	Lever, Governor Control Link Operating	26095
32	5143865	1	Clip, Governor Control Lever Shaft Lock	26095
33	9421917	1	Screw And Lockwasher, #10 -24 X 7/16"	26095
34	5117693	1	Pin, Split Thread End 1" Long	26095
35	9434171	1	Bearing Assembly, Governor Thrust	26095
36	5117193	1	Riser, Governor	26095
37	5122166	1	Plate, Governor Name	26095
38	145369	2	Screw, #4 X 3/16" Round Head	26095
39	907674	1	Bearing, Weight Shaft	26095
40	5165221	1	Gasket, Governor Weight Housing	26095

Mechanical Governor - Continued



## Parts List

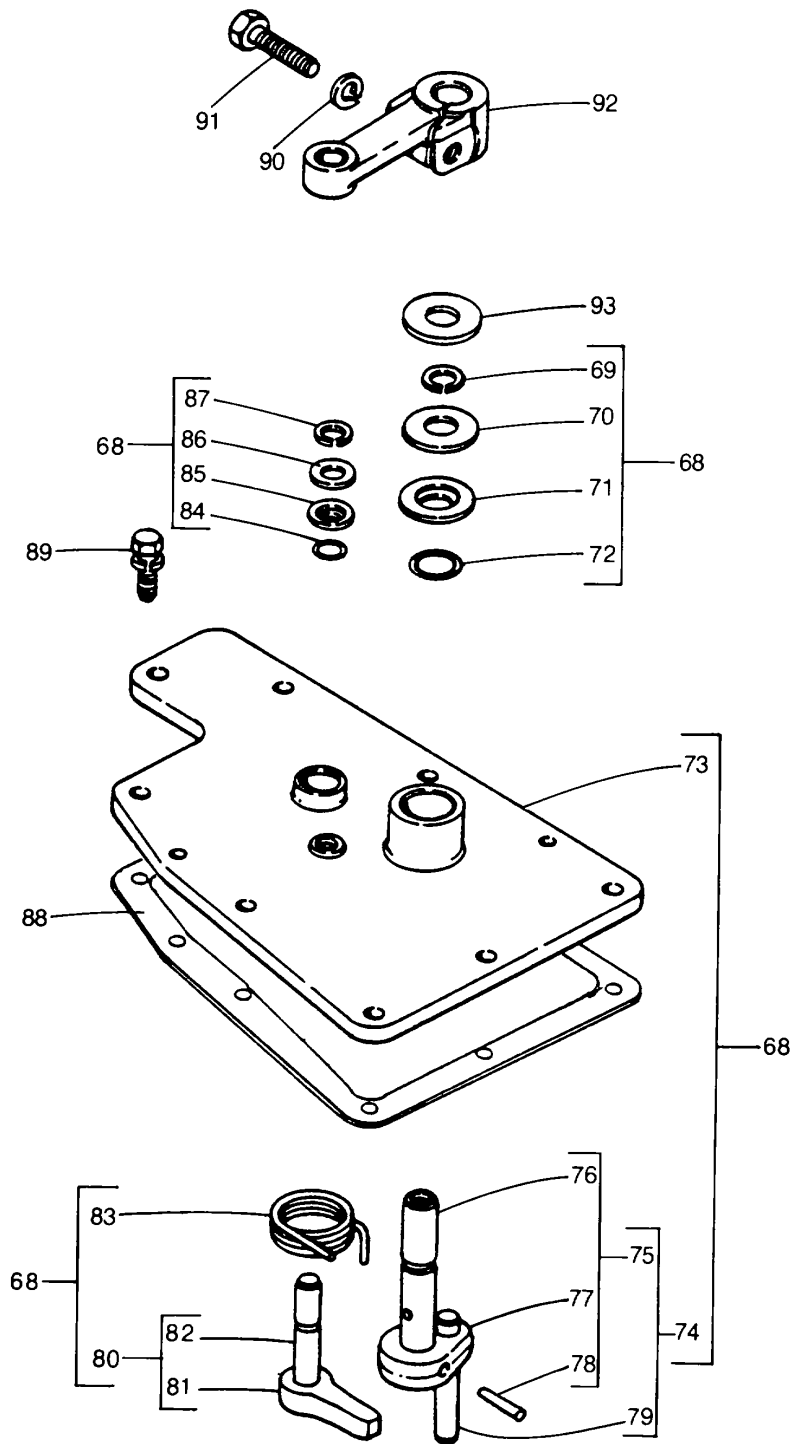
<b>Mechanical Governor - Continued</b>				
<b>REF.</b>	<b>PART NO.</b>	<b>QTY.</b>	<b>DESCRIPTION</b>	<b>FSCM No.</b>
41	5150897	1	Lockwasher	26095
42	5150941	1	Washer, Flat	26095
43	5150884	1	Screw, Bearing Retainer	26095
44	5183268	1	Cap, Governor Weight Housing	26095
45	5113906	1	Weight And Carrier Assembly, Governor	26095
	5147866	2	Bushing	26095
46	5147103	2	Weight, Governor Low Speed	26095
47	5178581	4	Ring, Retaining	26095
48	5185153	2	Shaft, Governor Weight	26095
49	5117738	2	Weight Assembly, Governor High Speed	26095
50	5151487	2	Washer, Governor Weight Shaft	26095
51	5183624	1	Shaft And Carrier Assembly, Governor Control	26095
52	5184336	1	Carrier, Governor Weight	26095
53	5150923	1	Shaft, Governor Weight	26095
54	5102968	1	Cap, Governor Low Speed Spring	26095
55	5122165	1	Spring, Governor Low Speed	26095
56	5150892	1	Seat, Governor Low Speed Spring	26095
57	5182555	1	Plunger, Governor Spring	26095
58	5136160	1	Spring, Governor High Speed	26095
59	5101432	1	Pin, Governor Low Speed Adjusting	26095
60	5102270	1	Screw, Governor Low Speed Spring Adjusting	26095
61	5152944	1	Gasket	26095
62	5182558	1	Locknut, Governor Spring Retainer	26095
63	5182557	1	Retainer, Governor Spring	26095
64	114492	1	Nut, 1/4" -28	26095
65	5182559	1	Housing, Limiting Speed Spring	26095
66	5155596	2	Washer, 21/64" X 9/16" Copper Flat	26095
67	100129	2	Bolt, 5/16" -18 X 3-1/2" Hex	26095

M1-63-62.16 (4 Of 6)

Parts List

M1-63-62.16

Mechanical Governor - Continued



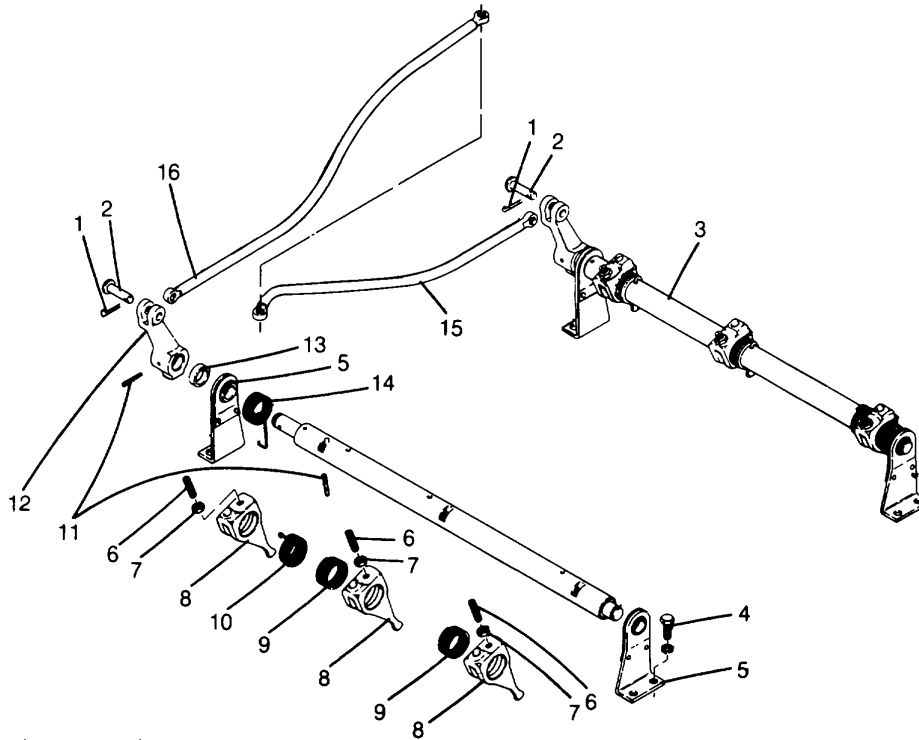
Parts List

Mechanical Governor - Continued				
REF.	PART NO.	QTY.	DESCRIPTION	FSCM No.
68	5102479	1	Cover And Shaft Assembly, Limiting Governor Housing	26095
69	5174429	1	Ring, Governor Speed Control Shaft Retaining	26095
70	5153060	1	Retainer, Governor Control Housing Cover Pack Washer	26095
71	5144177	1	Retainer, Governor Control Housing Cover	26095
72	5176557	1	Seal Ring, (.477" X .113" Viton)	26095
73	5102460	1	Cover And Bushing Assembly	26095
	5102459	1	Cover	26095
	456390	2	Pin, 1/4" X 3/4" Split	26095
	5102461	2	Bushing, Split	26095
74	5102464	1	Shaft Assembly, Speed Control	26095
75	5102463	1	Shaft, Governor Speed Control	26095
76	5102462	1	Shaft, Governor Speed Control	26095
77	5102990	1	Arm, Governor Speed Control Shaft	26095
78	455297	1	Pin, 5/32" X 7/8" Long Spring	26095
79	5114148	1	Pin, Governor Fulcum Lever	26095
80	5102466	1	Shaft And Lever Assembly, Stop Lever	26095
81	5143147	1	Lever, Governor Stop	26095
82	5102465	1	Shaft, Stop Lever	26095
83	5131368	1	Spring, Stop Lever	26095
84	5101691	1	Seal Ring, (.362" X .113" Viton)	26095
85	5144178	1	Retainer, Governor Cover Stop Lever Shaft	26095
86	5151487	1	Washer, Governor Shaft	26095
87	5178581	1	Ring, Retainer	26095
88	5117899	1	Gasket, Governor Housing Cover	26095
89	9417926	8	Screw And Lockwasher Assembly, 1/4" -20 X 3/4" Hex	26095
90	103319	2	Lockwasher, 1/4"	26095
91	186647	2	Bolt, 1/4" -20 X 1"	26095
92	5102408	1	Lever, Stop	26095
	5100844	1	Lever, Speed Control	26095
93	5146369	1	Spacer, Governor Speed Control Shaft	26095
94	5126499	1	Gasket	26095
95	5104592	4	Clamp, Hose	26095
96	5104527	2	Hose, 1" I.D. X 1" Long	26095
97	5124333	2	Tube Assembly, Control Link Cover	26095
98	5123812	2	Gasket	26095
99	103319	4	Lockwasher, 1/4"	26095
100	5104152	4	Bolt, 1/4" -20 X 3/4" Hex. (W/Seal Patch)	26095
101	186272	1	Bolt, 5/16" -18 X 4"	26095
	187512	1	Bolt, 5/16" -18 X 5-1/4"	26095
	179827	8	Bolt, 5/16" -18 X 2-1/4"	26095
102	515596	2	Washer, 21/64" X 9/16" Copper Flat	26095
	103320	8	Lockwasher, 5/16"	26095

Parts List

M1-63-62.17

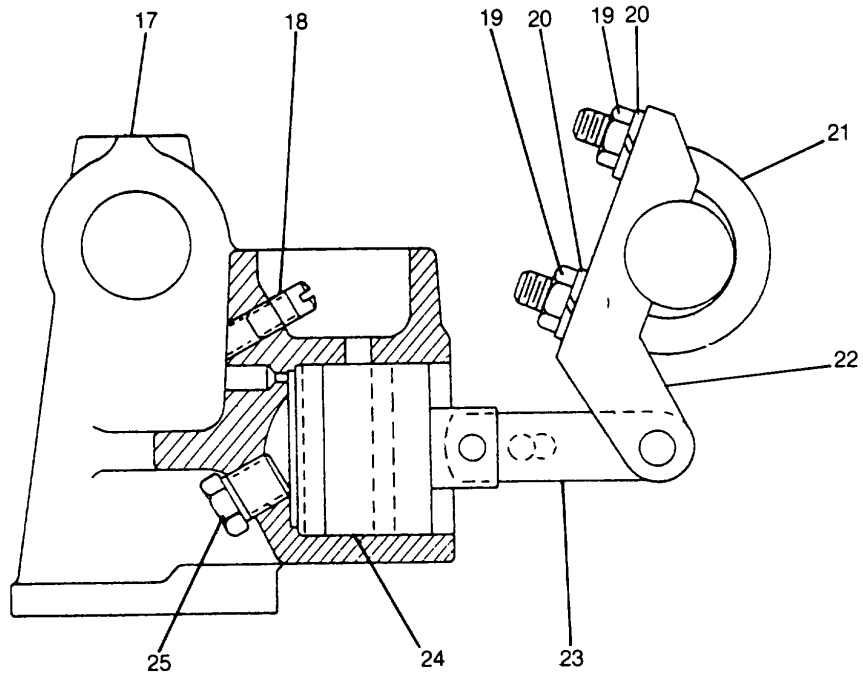
Injector Controls



REF.	PART NO.	QTY.	DESCRIPTION	FSCM No.
1	103361	2	Pin, 1/16" X 1/2" Cotter	26095
2	5147345	2	Pin	26095
3	5101387	1	Tube And Lever Assembly (Left Bank) Injector Control	26095
	5101388	1	Tube And Lever Assembly (Right Bank5, Injector Control	26095
4	9422203	4	Bolt, 1/4" -20 X 5/8"	26095
5	5130509	2	Bracket, Injector Control Tube	26095
6	5101392	3	Screw, 1/4" -28 X .90"	26095
7	120613	3	Nut, 1/4" -28 Jam	26095
8	5101397	3	Lever, Injector Control Tube Rack	26095
9	5101295	2	Spring (Right Helix)	26095
10	5101258	1	Spring (left Helix)	26095
11	142487	2	Pin, 1/8" X 7/8" Groove	26095
12	5150263	1	Lever, Injector Control Tube	26095
13	5150843	1	Spacer, Injector Control Lever	26095
14	5124142	1	Spring, Return (Green)	26095
15	5117191	1	Link (Short, Left bank), Injector Control Tube To Governor	26095
16	5117942		Link (Long, Right Bank), Injector Control Tube To Governor	26095
17	8920905	1	Bracket, Cylinder Throttle Delay Rocker Shaft	26095
18	5189789	1	Plug (Oil Supply)	26095

Parts List

Injector Controls - Continued



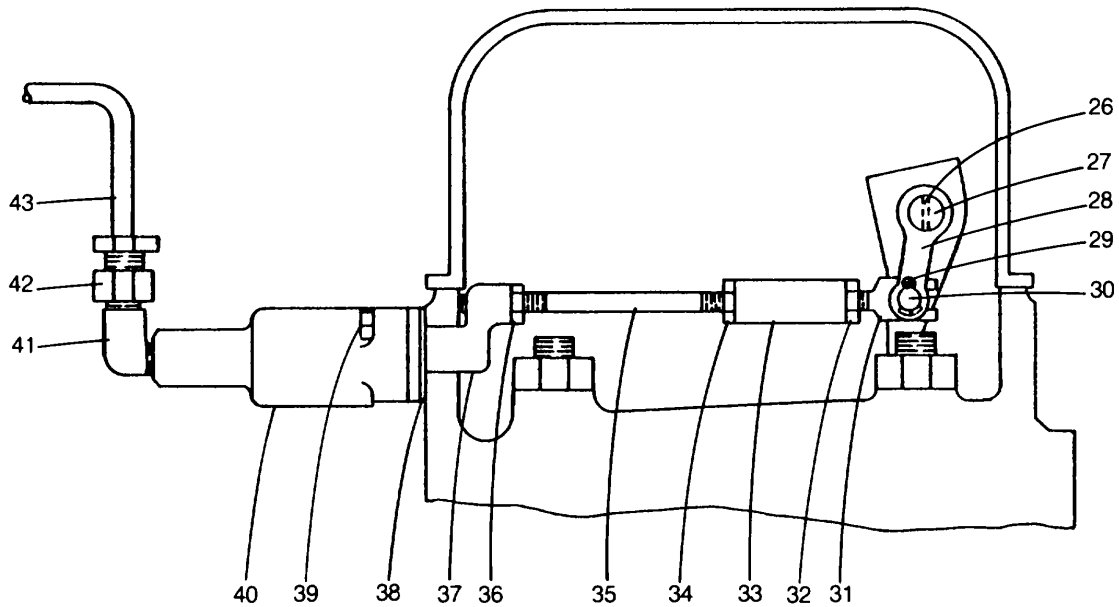
REF.	PART NO.	QTY.	DESCRIPTION	FSCM No.
19	120375	2	Nut, 1/4" -20 Hex	26095
20	103319	2	Lockwasher, 1/4"	26095
21	5180116	1	Bolt, U 1/4" -20	26095
22	5113369	1	Lever, Throttle Delay	26095
23	5102829	1	Link	26095
24	5101835	1	Piston	26095
25	5103296	1	Valve, Check	26095



Parts List

M1-63-62.17

Injector Controls - Continued

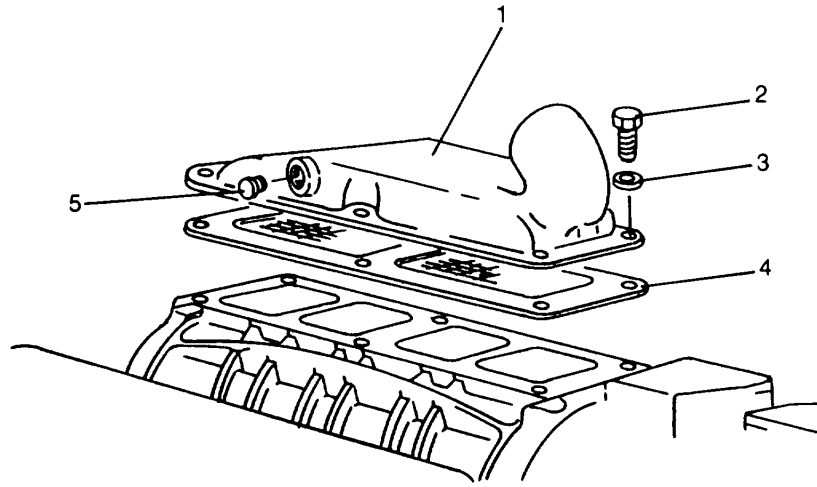


REF.	PART NO.	QTY.	DESCRIPTION	FSCM No.
26	142487	1	Pin, Groove	26095
27	5150258	1	Pin, Tube End	26095
28	5150263	1	Lever	26095
29	103361	2	Pin, Cotter	26095
30	5150265	1	Pin 26095	
31	2090271	1	Fork, Link	26095
32	121902	1	Nut, Jam	26095
33	2090270	1	Coupling	26095
34	121912	1	Nut, Jam	26095
35	5185095	1	Rod	26095
36	120613	1	Nut	26095
37	5185096	1	Adapter	26095
38	5123812	1	Gasket	26095
39	138201	2	Screw	26095
	103319	2	Lockwasher	26095
40	21-C-004	1	Air Cylinder Assembly	29505
41	9409931	1	Elbow, 90° Street	26095
42	1X4774	1	Male Connector, Brass, 3/8" X 1/8"	09505
43		1	Tube - See M1-71-29.0	

**Parts List**

**M1-63-62.18**

**Air Inlet Adapter**

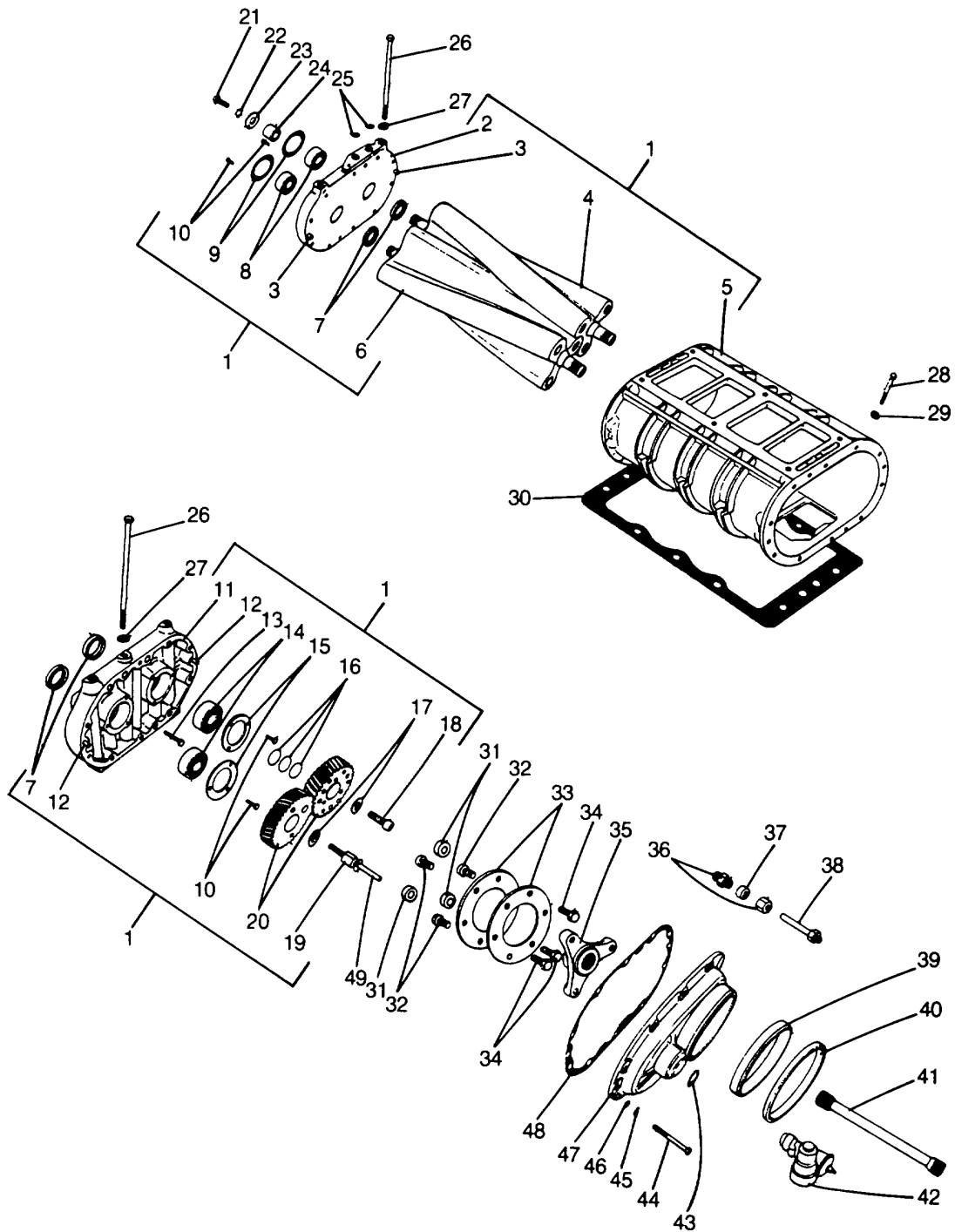


REF.	PART NO.	QTY.	DESCRIPTION	FSCM No.
1	5101411	1	Adapter, Air Inlet	26095
2	427564	8	Bolt, 7/16" -14 X 1-3/8"	26095
3	103322	8	Lockwasher, 7/16"	26095
4	5101412	1	Gasket	26095
5	5145013	1	Plug, 3/8" Pipe	26095
	5121182	1	Plug, 1/4" Pipe	26095

**M1-63-62.18(1 Of 1)**

Parts List

Blower And Blower Drive



## Parts List

<b>Blower And Blower Drive - Continued</b>				
<b>REF.</b>	<b>PART NO.</b>	<b>QTY.</b>	<b>DESCRIPTION</b>	<b>FSCM No.</b>
1	5101528	1	Blower Assembly (Turbo)	26095
2	5101037	1	Plate, Blower Housing (Front) End	26095
	5145009	1	Plug, 1/8" Socket Head Pipe	26095
3	5150542	2	Pin, .308" X 2" Dowel	26095
4	5147544	1	Rotor Assembly (Right Helix), Blower	26095
	9428477	6	Plug, 15/16" Diameter Cup	26095
	142522	2	Pin, 1/4" X 1-3/4" Groove	26095
5	5101527	1	Housing, Blower	26095
6	5147543	1	Rotor Assembly (Left Helix), Blower	26095
	9428477	6	Plug, 15/16" Diameter Cup	26095
	142522	2	Pin, 1/4" X 1-3/4" Groove	26095
7	5100727#	4	Carrier, Blower Housing End Plate Seal Ring	26095
	5100617#	4	Seal, Blower Housing End Plate Oil	26095
	5110330#	4	Collar, Blower Housing End Plate Seal Ring	26095
8	7455623#	2	Bearing, Blower Rotor Front	26095
9	5147147	2	Retainer, Blower Rotor Front Bearing	26095
10	5148794	12	Screw, 1/4" -20 X 5/8" Flat Head	26095
11	5144784	1	Plate, Blower Housing (Rear) End	26095
	5145009	1	Plug, 1/8" Socket Head Pipe	26095
12	5150542	2	Pin, .308" X 2" Dowel	26095
13	117296	4	Screw, 5/16" -18 X 1-1/2" Fillister Head Slotted	26095
14	907933#	2	Bearing, Blower Rotor Rear	26095
15	5141605	2	Retainer, Blower Rotor Rear Bearing	26095
16	5150372#	AR	Shim (.002"), Blower Rotor Gear	26095
	5153938#	AR	Shim (.003"), Blower Rotor Gear	26095
	5150855#	AR	Shim (.005"), Blower Rotor Gear	26095
	5150856#	AR	Shim (.010"), Blower Rotor Gear	26095
17	5146049	2	Spacer, .340"	26095
	5141468	2	Spacer, .140"	26095
18	9409060	1	Bolt, 1/2" -20 X 1-1/2" Lock	26095
19	5147149	1	Bolt, 1/2" -20 X 1-1/2" Slotted Head	26095
20	5196321	1	Gear Set, Blower Rotor	26095
21	182776	1	Bolt, 1/2" -20 X 1-1/4"	26095
22	5154398#	1	Lockwasher, 1/2"	26095
23	5154401	1	Disc, Blower Rotor Fuel Pump	26095
24	5117778	1	Spacer, Blower Rotor Fuel Pump Coupling Disc	26095
25	5101419	2	Seal Ring (Oil Drain)	26095
26	9411488	4	Bolt, 7/16" -14 X 8-1/4"	26095
27	5121905	4	Washer, 15/32" Diameter Hole	26095
28	187491	4	Bolt, 3/8" -16 X 5-1/2"	26095
29	5121814	4	Washer, Bolt Retainer	26095
30	5147469*	1	Gasket, Blower	26095
31	5173364	3	Spacer	26095
32	5173362	3	Bolt, 5/16" -24 X 3/4"	26095
	103340	3	Washer, 5/16" Flat	26095
	103320	3	Lockwasher, 5/16"	26095
33	5141474	2	Plate (Spring)	26095
34	5173363	3	Bolt, 5/16" -24 X 1"	26095
	103340	3	Washer, 5/16" Flat	26095
	103320	3	Lockwasher, 5/16"	26095
35	5141473	1	Coupling	26095
36	5144410	1	Connector Assembly, 5/16" Sealistic (w/Nut)	26095
37	5144424	1	Seal Ring, 5/16" Tube	26095

**M1-63-62.19(2 Of 3)**

## Parts List

M1-63-62.19

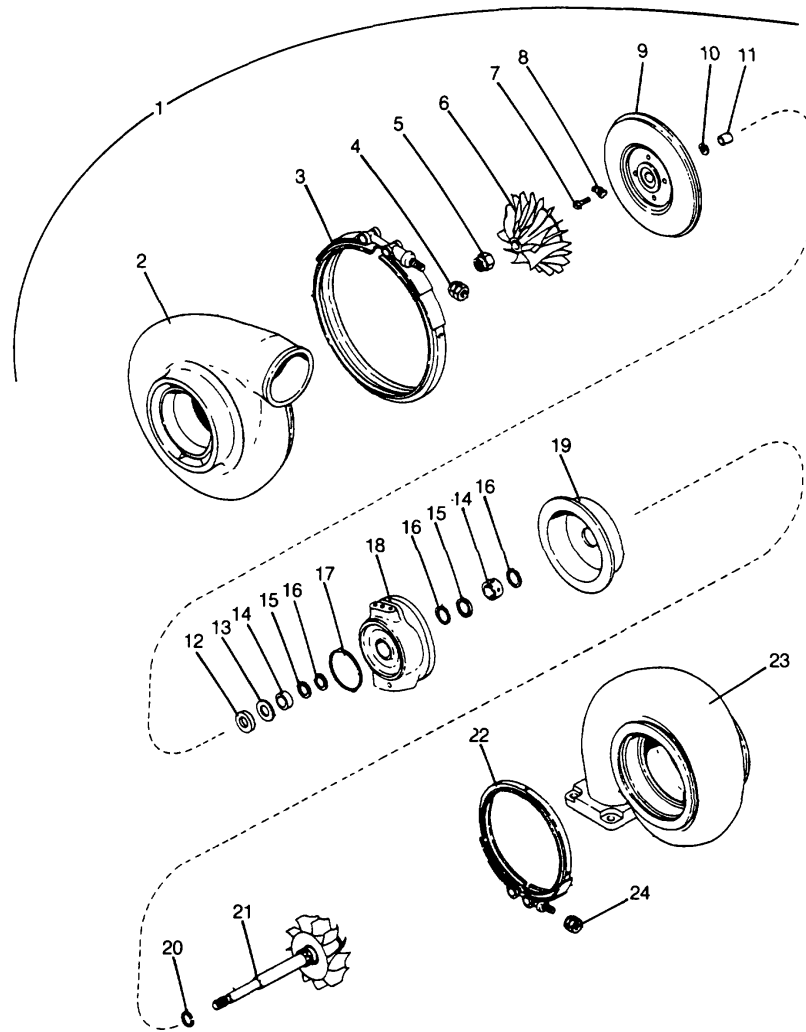
<b>Blower And Blower Drive - Continued</b>				
<b>REF.</b>	<b>PART NO.</b>	<b>QTY.</b>	<b>DESCRIPTION</b>	<b>FSCM No.</b>
38	5144409	1	Adaptor, Oil Supply Tube	26095
39	5100901*	1	Seal, Blower Drive Cover	26095
40	5106219	1	Clamp Assembly, Blower Drive Cover Seal	26095
41	5106872	1	Shaft, Blower Drive	26095
	5154637	1	Ring, Blower Drive Shaft Retaining	26095
42		1	Housing Assembly, Tachometer Drive Cable Adapter - See M1-63-62.34	26095
43	5136678	1	Gasket, Tachometer Drive Adapter	26095
44	186643	10	Bolt, 5/16" -18 X 201/16"	26095
45	103320	10	Lockwasher, 5/16"	26095
46	5159714	10	Washer	26095
47	5146328	1	Cover, Blower Housing End Plate	26095
48	5126499*	1	Gasket, Blower Housing End Plate Cover	26095
49	5147149	1	Bolt, Hex Slotted Head	26095
#	5108123	AR	Blower Kit (Turbo), Repair	26095
*	5199669	AR	Gasket Kit (6V), Installation Blower	26095

M1-63-62.19(3 Of 3)

Parts List

M1-63-62.20

Turbocharger



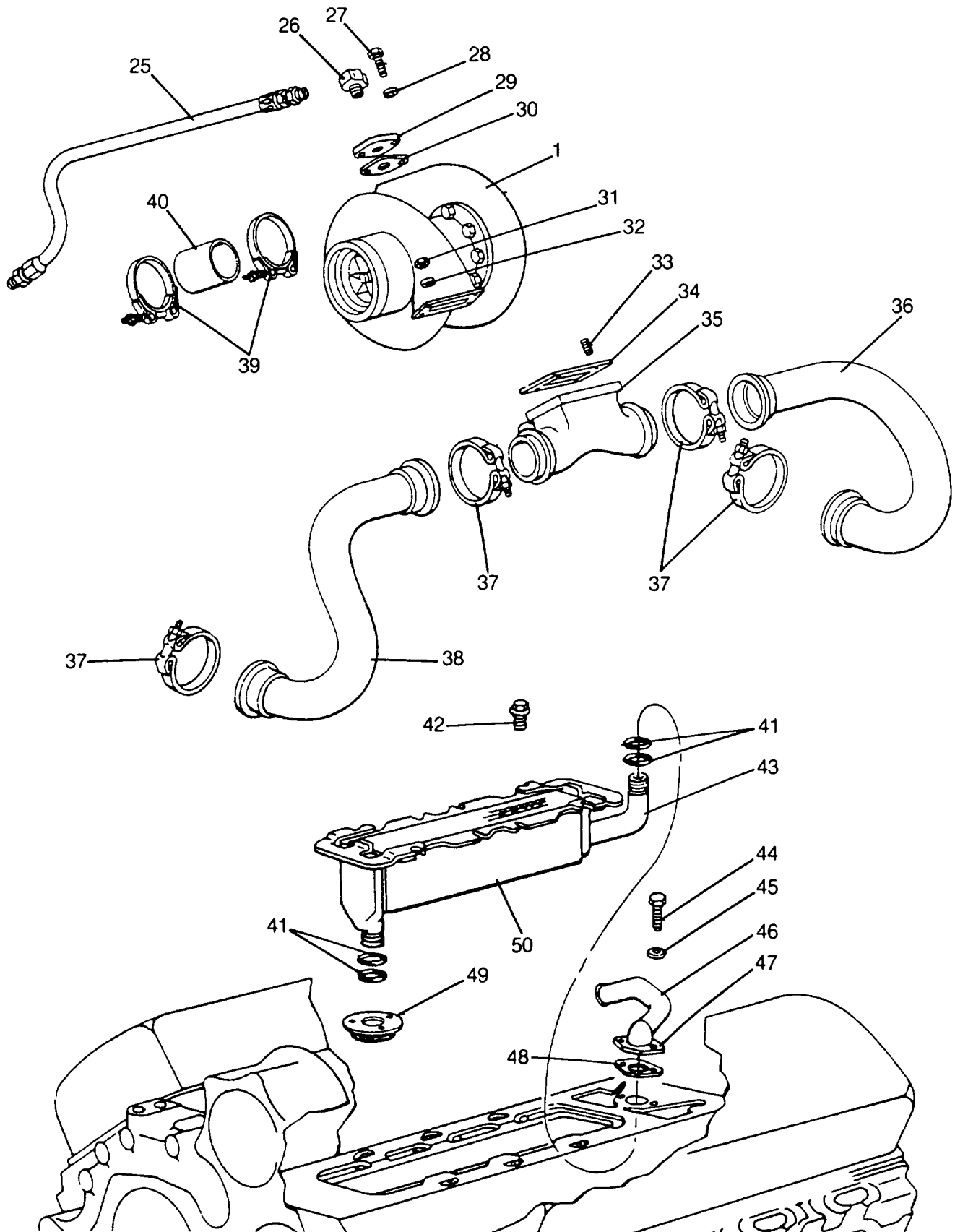
M1-63-62.20(1 Of 3)

Parts List

Turbocharger - Continued				
REF.	PART NO.	QTY.	DESCRIPTION	FSCM No.
1	5101151	1	Turbocharger Assembly (TV8102)	26095
2	5199610	1	Housing, Turbocharger Compressed	26095
3	5149160	1	Clamp	26095
4	584713	1	Locknut, 1/4" -28	26095
5	5198579	1	Nut, 3/8" -24 Hex. Lock	26095
6	5199605	1	Wheel, Turbocharger Compressor	26095
7	9419006	4	Bolt, 1/4" -20 X 1"	26095
8	5149158	4	Plate, Bolt Locking	26095
9	5199607	1	Back Plate (w/Outer Thrust Washer)	26095
10	5197583	2	Ring, Rotor Shaft Oil Seal	26095
11	5199622	1	Spacer, Turbocharger Rotor Thrust	26095
12	5197325	1	Collar, Turbocharger Rotor Thrust	26095
13	5199852	1	Washer, Thrust (Inner)	26095
14	5149156	2	Bearing, Rotor Shaft	26095
15	5198988	2	Spacer	26095
16	5198049	3	Ring, Snap	26095
17	5198936	1	Ring, Seal	26095
18	5149350	1	Housing Assembly, Turbocharger Intermediate	26095
	5149153	1	Housing	26095
	5199620	1	Pin	26095
19	5149167	1	Shroud, Wheel	26095
20	5149154	1	Ring, Rotor Shaft Oil Seal	26095
21	5199608	1	Shaft Assembly (w/Wheel), Turbine	26095
22	5149162	1	Clamp	26095
23	5199612	1	Housing, Turbocharger Turbine	26095
24	5149163	1	Locknut, 1/4" -28	26095
25	AAAC0470	1	Hose	26095
26	5127610	1	Tee, 1/4" X 5/8"	26095
27	179839	2	Bolt, 3/8" -16 X 1"	26095
28	103321	2	Lockwasher, 3/8"	26095
29	5131847	1	Cover	26095
30	5170466	1	Gasket, Cover	26095
31	9411981	4	Nut, 3/8" -24 (Seizproof)	26095
32	5131433	4	Washer, .41" X .81" X .14"	26095
33	5130488	4	Stud, 3/8" X 1-7/8"	26095
34	5100770	1	Gasket, Turbocharger Exhaust Inlet Connection	26095
35	5101121	1	Adaptor, Turbocharger Exhaust Inlet	26095
36	5101394	1	Tube (Right Bank), Turbocharger Exhaust Inlet	26095
37	5137620	4	Clamp Assembly	26095
38	5101413	1	Tube (Left Bank), Turbocharger Exhaust Inlet	26095
39	5147911	2	Clamp Assembly	26095
40	5162888	1	Hose, 3-1/2" I.D. X 2-3/4" Long	26095
41	5101138	4	Seal Ring, .984" X 1.39"	26095
42	5101196	6	Bolt, 5/16" -18 X 9/16" (w/Nylon Patch)	26095
43	5101192	1	Elbow (w/Tube), Aftercooler Water Outlet	26095
44	186629	2	Bolt, 5/16" X -18 X 1"	26095
45	103320	2	Lockwasher, 5/16"	26095
46	5121764	1	Hose, 1-1/4" X 1-3/4" Long	26095
47	5101023	1	Connector	26095
48	5145581	1	Gasket	26095
49			Adaptor (Inlet Cooler) - See M1-63-62.1	26095
50	5101157	1	Aftercooler Assembly, Turbocharger	26095

Parts List

Turbocharger - Continued

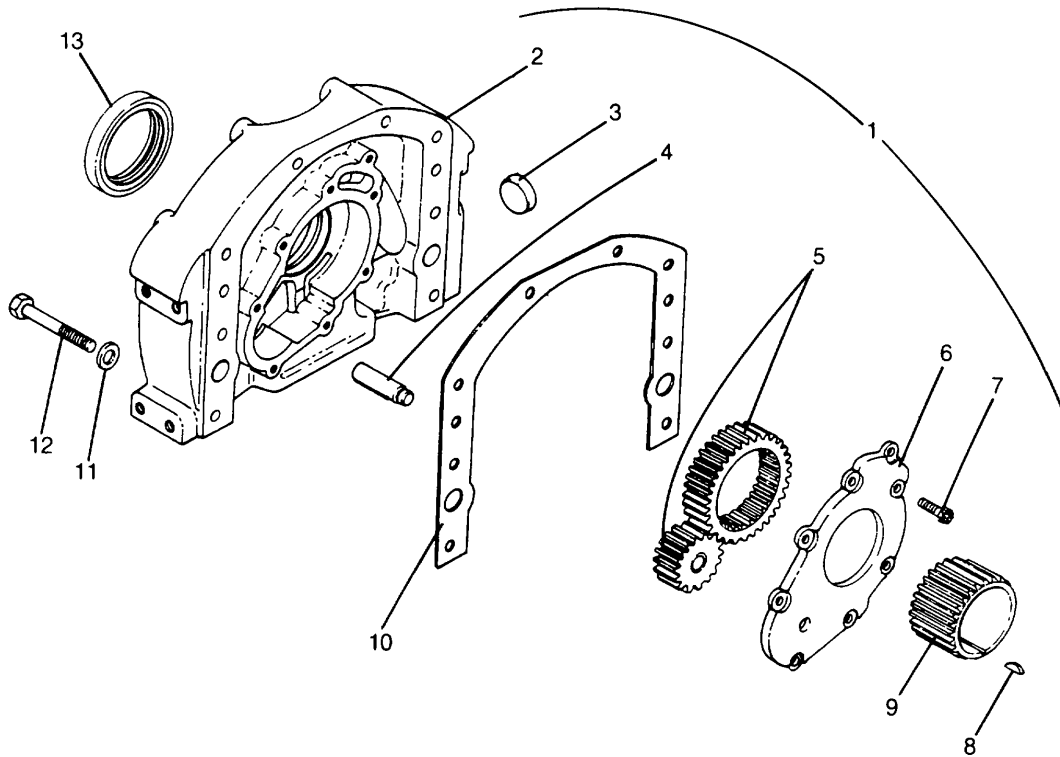




Parts List

M1-63-62.21

Oil 1 Pump

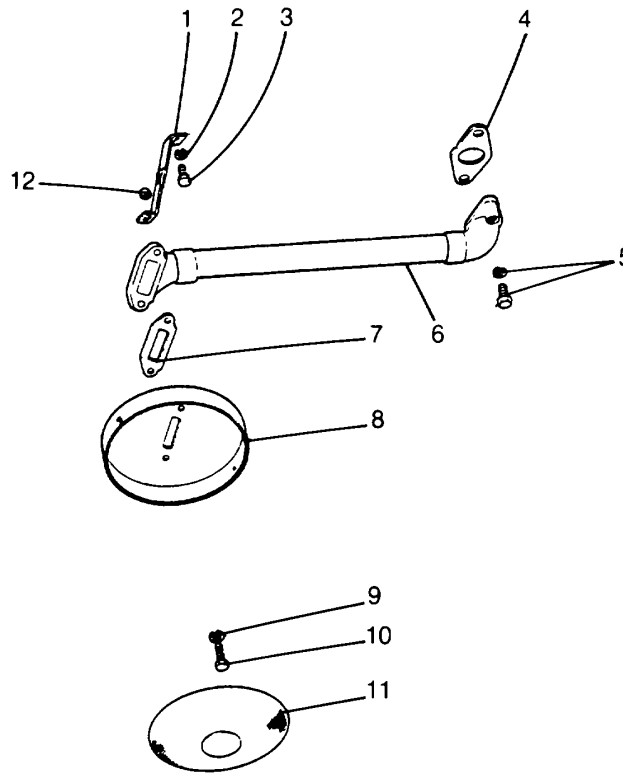


REF.	PART NO.	QTY.	DESCRIPTION	FSCM No.
1	5102019	1	Pump Assembly, Oil	26095
2	5102020	1	Body Assembly, Oil Pump	26095
3	5150014	1	Plug, 1-1/4" Cup	26095
4	5117466	1	Shaft, Oil Pump Driven Gear	26095
5	5196602	1	Gear Set, Oil Pump	26095
	5117587	1	Gear, Oil Pump Drive	26095
	5117588	1	Gear, Assembly, Oil Pump Driven (w/Bushing)	26095
6	5117599	1	Cover, Oil Pump	26095
7	9409011	8	Bolt, 5/16" -18 X 3/4" Lock	26095
8		1	Key, Oil Pump Drive Gear, 3/16" X 7/8" Woodruff - See M1-63-62.4	26095
9	5117020	1	Gear (37 Teeth), Oil Pump Drive (On Crankshaft)	26095
10	5121714	1	Gasket, Oil Pump To Cylinder Block	26095
11	103321	2	Lockwasher, 3/8"	26095
	103323	6	Lockwasher, 1/2"	26095
12	186283	2	Bolt, 3/8" -16 X 3-1/2"	26095
	186659	4	Bolt, 1/2" -13 X 3/4"	26095
	179893	4	Bolt, 1/2" -13 X 3	26095
13	5115454	1	Seal, Crankshaft Oil - Front	26095

Parts List

M1-63-62.22

Oil Distribution System

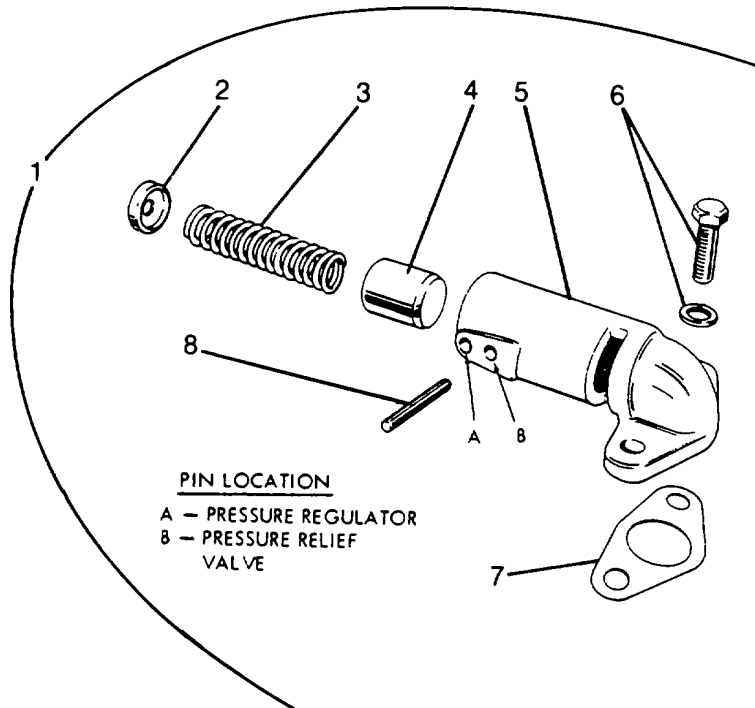


REF.	PART NO.	QTY.	DESCRIPTION	FSCM No.
1	5127307	2	Bracket, Oil Pump Screen Support	26095
2	103341	2	Washer, 3/8" Flat	26095
3	5148480	2	Screw (w/Lockwasher), 3/8" -16 X 7/8 Hex.	26095
4	5117242	1	Gasket, Oil Pump Inlet Pipe	26095
5	5148481	2	Screw (w/Lockwasher), 3/8" -16 X 7/8 Hex.	26095
6	5127274	1	Pipe, Oil Pump Inlet	26095
7	5167380	1	Gasket, Oil Pump Inlet Pipe	26095
8	5118302	1	Cover, Oil Pump Inlet Screen	26095
9	103341	2	Washer, 3/8" Flat	26095
10	179850	2	Bolt, 3/8" -16 X 2-3/4"	26095
11	5104754	1	Screen, Oil Pump Inlet	26095
12	123221	2	Nut, 3/8" -16 Zinc	26095
	103321	2	Lockwasher, 3/8"	26095
	103341	2	Washer, 3/8" Flat	26095

Parts List

M1-63-62.23

Oil Pressure Regulator Or Relief Valve

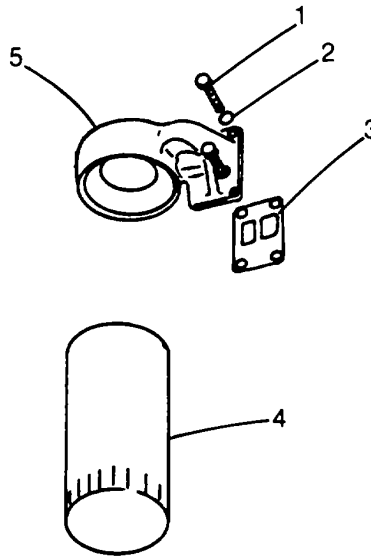


REF.	PART NO.	QTY.	DESCRIPTION	FSCM No.
1	5122896	1	Regulator Assembly, Oil Pressure	26095
	5122895	1	Relief Valve Assembly, Oil Pressure	26095
			<u>Following Items Make Up Oil Pressure Regulator Or Relief Valve (Pin Location Makes Difference)</u>	
2	5117975	1	Seat	26095
3	5126327	1	Spring	26095
4	5117973	1	Valve	26095
5	5122894	1	Body	26095
6	5148480	2	Bolt/Lockwasher Assembly, 3/8" -16 X 7/8"	26095
7	5117269	1	Gasket	26095
8	457008	1	Pin, 3/16" X 1-1/2" Spring	26095

Parts List

M1-63-62.24

Oil Filter

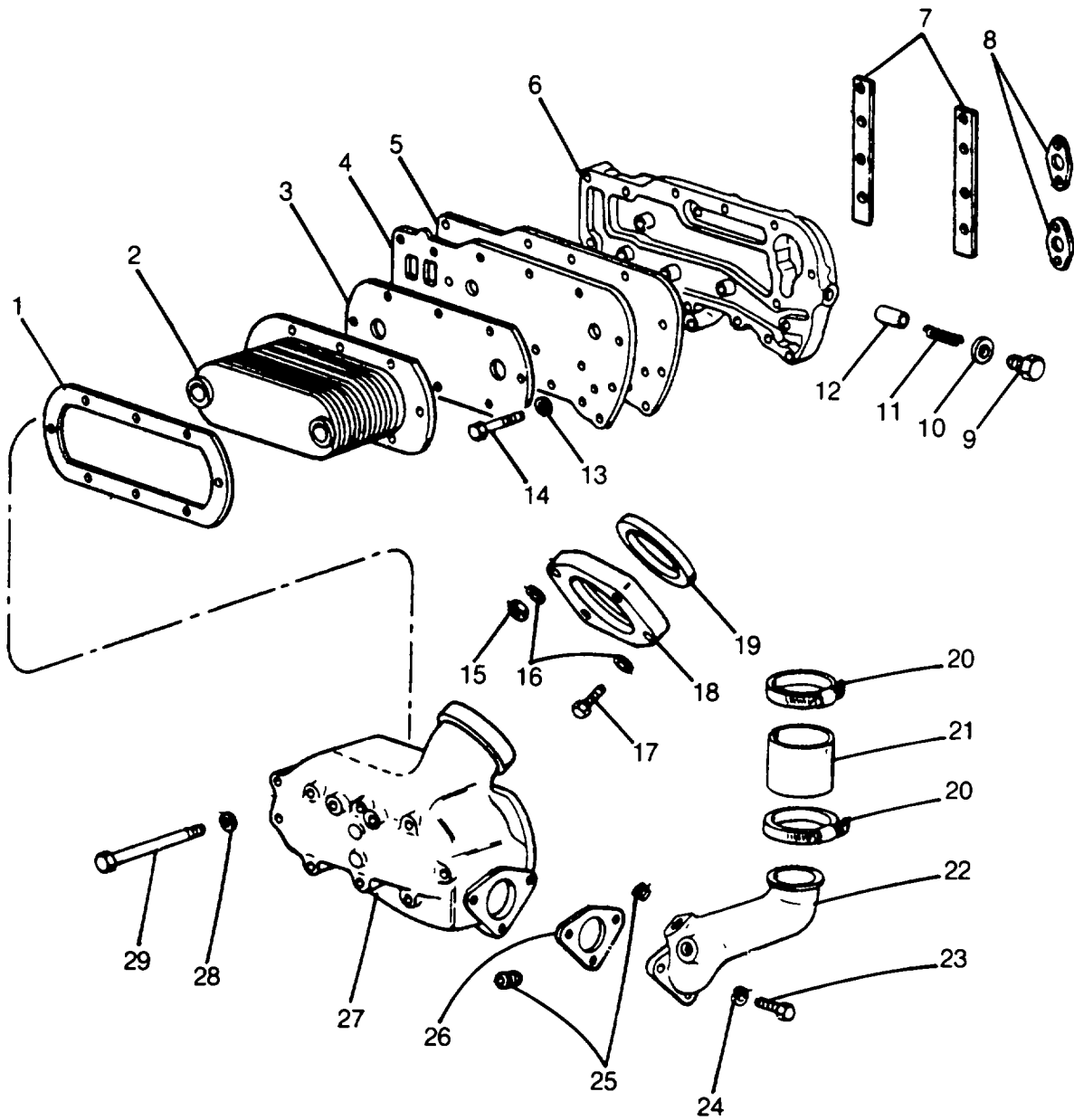


REF.	PART NO.	QTY.	DESCRIPTION	FSCM No.
1	179849	1	Bolt, 3/8" -16 X 2-1/2"	26095
	186628	3	Bolt, 3/8" -16 X 1-1/2"	26095
2	103321	4	Lockwasher, 3/8"	26095
3	5123932	1	Gasket, Oil Filter Adapter	26095
4	25010971	1	Element, Spin-on Oil Filter (AC Type - PF911)	26095
5	5104416	1	Adaptor Assembly, Spin-on Oil Filter	26095

Parts List

Oil Cooler

TM 10-3950-263-14&P-3  
M1-63-62.25



## Parts List

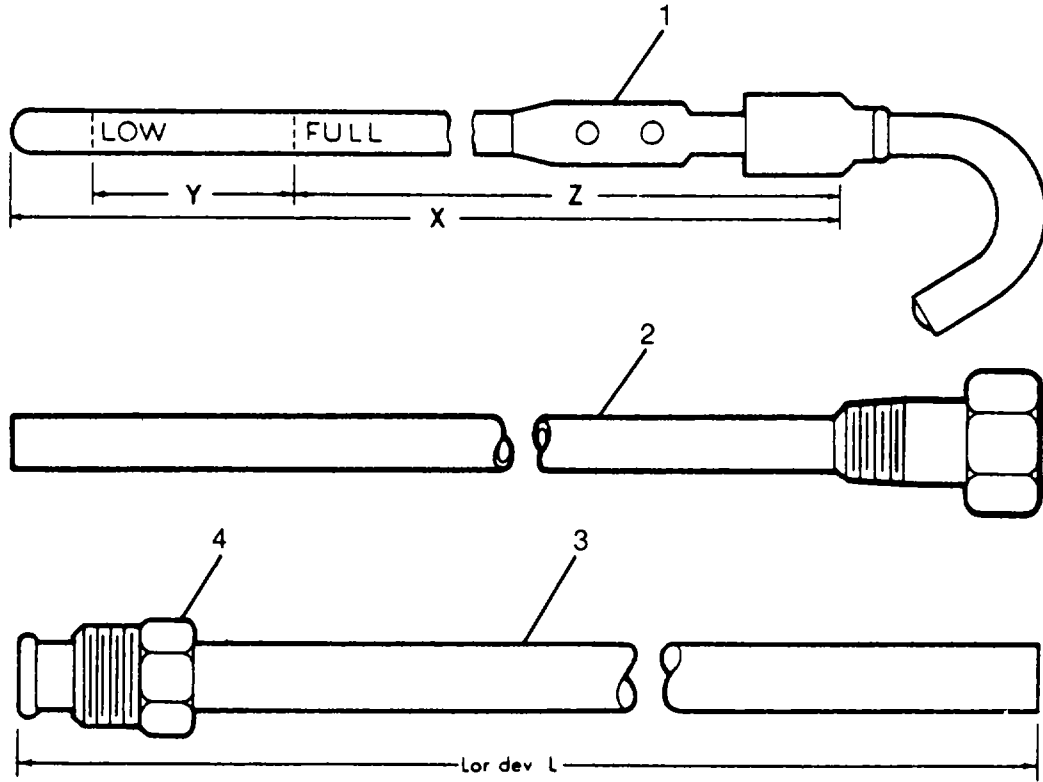
## Oil Cooler - Continued

REF.	PART NO.	QTY.	DESCRIPTION	FSCM No.
1	5150155	1	Gasket, Oil Cooler Core Inner	26095
2	8541903	1	Core Assembly (18 Plate), Oil Cooler	26095
3	5102506	1	Gasket, Oil Cooler Core Outer	26095
4	5102265	1	Cover (Plate), Oil Cooler Adapter	26095
	186625	5	Bolt, 5/16" -18 X 7/8"	26095
	103320	5	Lockwasher, 5/16"	26095
5	5102342	1	Gasket, Oil Cooler Adapter Cover	26095
6	5102264	1	Adapter, Oil Cooler	26095
7	5126280	2	Spacer	26095
8	5117535	2	Gasket, Oil Cooler Adapter To Block	26095
9	5177772	1	Plug, 18mn X 1.5mn Oil Cooler By-Pass Valve	26095
10	5177773	1	Gasket, Oil Cooler By-Pass Plug	26095
11	5177778	1	Spring, Oil Cooler By-Pass Valve	26095
12	5177777	1	Valve, Oil Cooler By-Pass	26095
13	5152148	1	Washer, 3/8" Copper	26095
	103321	7	Lockwasher, 3/8"	26095
14	186619	1	Bolt, 3/8" -16 X 1-1/8"	26095
	186628	2	Bolt, 3/8" -16 X 1-1/2"	26095
	179846	5	Bolt, 3/8" -16 X 1-7/8"	26095
15	117049	2	Nut, 3/8" -24 Hex.	26095
16	103321	4	Lockwasher, 3/8"	26095
17	186622	2	Bolt, 3/8" -16 X 1-1/4"	26095
18	5125598	1	Flange, Oil Cooler Water Outlet	26095
19	5125599	1	Seal Ring, Oil Cooler Water Outlet Flange	26095
20	5188036	2	Clamp, Oil Cooler Water Inlet Hose	26095
21	5199782	1	Hose (2.26" Long), Oil Cooler Water Inlet (Bulk)	26095
22	5101156	1	Elbow	26095
23	186619	3	Bolt, 3/8" -16 X 1-1/8"	26095
24	103321	3	Lockwasher, 3/8"	26095
25	5145012	2	Plug, 1/2" Pipe	26095
26	5117476	1	Gasket, Oil Cooler Water Inlet Connection	26095
27	5129421	1	Housing, Oil Cooler	26095
	103647	1	Draincock, 1/4"	26095
	5132634	1	Decal, Directional	26095
28	103320	8	Lockwasher, 5/16"	26095
29	215386	8	Bolt, 5/16" -18 X 6"	26095

M1-63-62.25(2 of 2)

Parts List

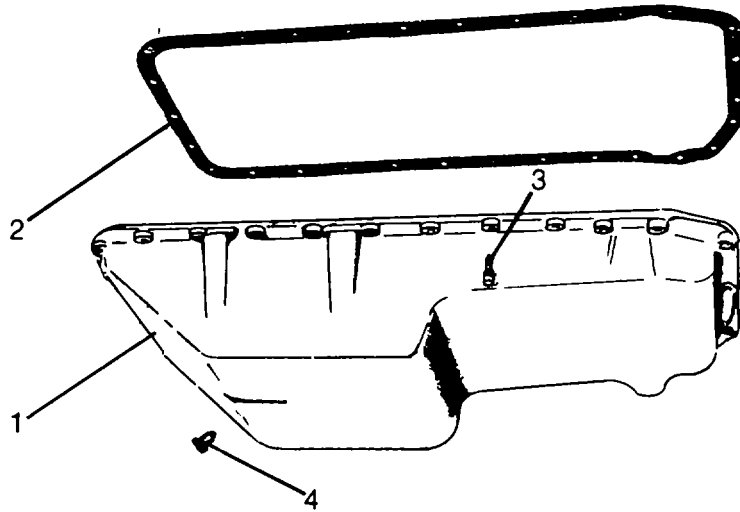
TM 10-3950-263-14&P-3  
M1-63-62.26



Dipstick				
REF.	PART NO.	QTY.	DESCRIPTION	FSCM No.
1	5127232	1	Dipstick (X=30", Y=1", Z=27.76")	26095
	5106906	1	Seal, Dipstick	26095
2	5104477	1	Guide (3-5/8" Long), Dipstick	26095
3	5135428	1	Adapter, 22.70" Dev. Length	26095
4	137401	1	Nut, 1/2" Flared Tube	26095
<b>M1-63-62.26(1 of 1)</b>				

Parts List

TM 10-3950-263-14&P-3  
M1-63-62.27

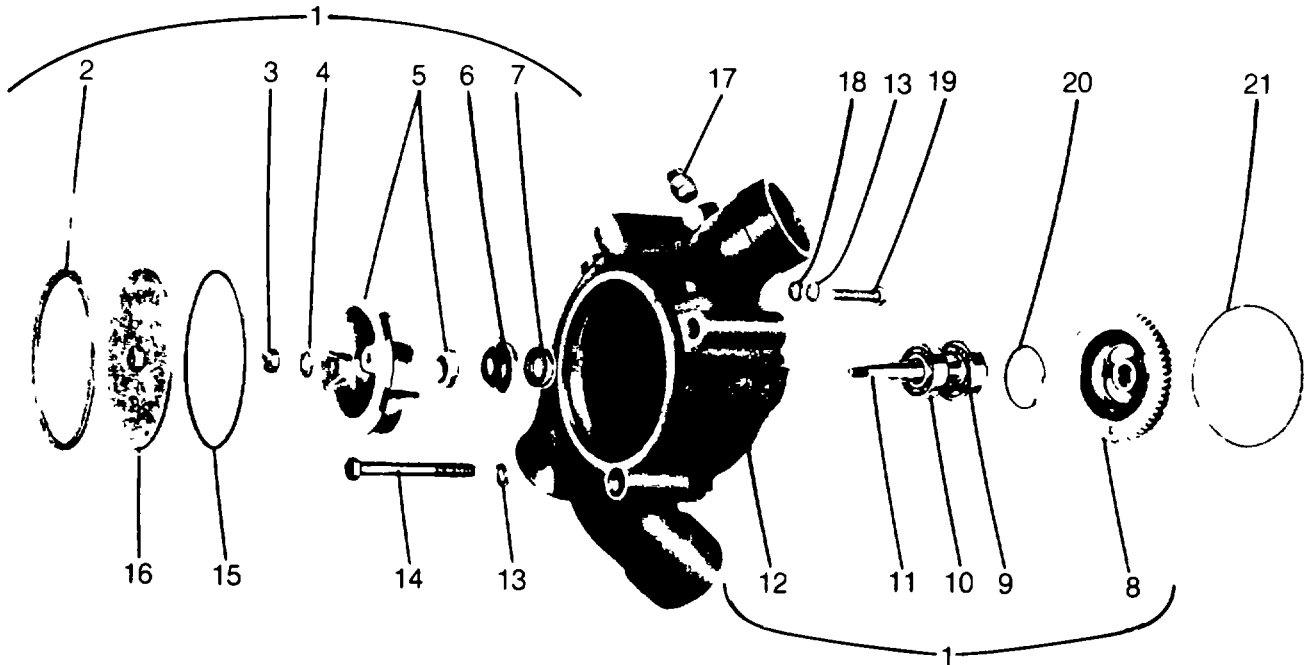


Oil Pan				
REF.	PART NO.	QTY.	DESCRIPTION	FSCM No.
1	5125670	1	Pan, Oil26095	
	5164294	2	Spacer, 13/32" X 7/8" X 1/8"	26095
2	5117230	1	Gasket, Oil Pan To Block	26095
3	5148480	24	Bolt, 3/8" -16 X 7/8" (w/Lockwasher)	26095
4	5146309	1	Plug, 1/2" Pipe	26095
<b>M1-63-62.27(1 of 1 )</b>				



Parts List

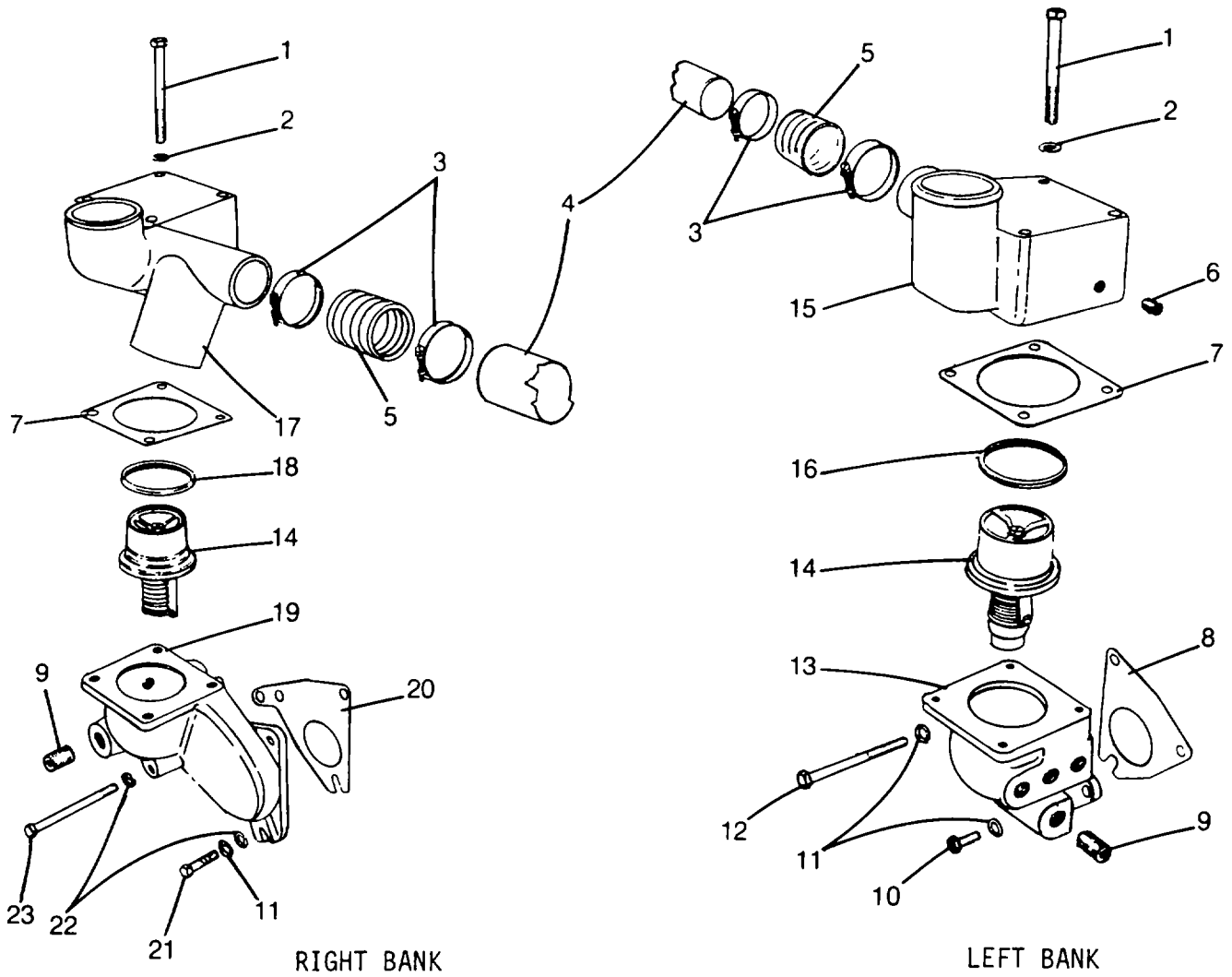
TM 10-3950-263-14&P-3  
M1-63-62.28



Water Pump

REF.	PART NO.	QTY.	DESCRIPTION	FSCM No.
1	8922333	1	Pump Assembly, Water	26095
2	274746	1	Ring, Retaining	26095
3	5117972	1	Nut, 7/16" -20 Hex	26095
4	221436	1	Washer, 15/32" X 59/64"	26095
5	5101168	1	Impeller (w/Insert), Water Pump	26095
6	5130959	1	Seal, Water Pump	26095
7	8921150	1	Seal, Water Pump Shaft Bearing Oil (Lip Type)	26095
8	5146254	1	Gear, Water Pump Drive	26095
9	2954945	1	Bearing, Water Pump	26095
10	908270	1	Bearing, Water Pump	26095
11	5123150	1	Shaft, Water Pump	26095
12	8922325	1	Body, Water Pump	26095
	141190	1	Pin, 1/4" X 5/16" Dowel	26095
13	103322	3	Lockwasher, 7/16"	26095
14	186292	2	Bolt, 7/16" -14 X 4-1/2"	26095
15	5101160	1	Ring, Seal	26095
16	5101161	1	Cover, Water Pump	26095
17	5142549	2	Plug, 3/4" -14 Square Socket Pipe	26095
18	103342	1	Washer, 7/16" Flat	26095
19	179862	1	Bolt, 7/16" -14 X 1-1/2"	26095
20	5103524	1	Ring, Internal Retaining	26095
21	5103544	1	Ring, Seal 26095	26095

Thermostat And Water By-Pass Tube



## Parts List

## Thermostast and Water By-Pass Tube - Continued

REF.	PART NO.	QTY.	DESCRIPTION	FSCM No.
1	186283	8	Bolt, 3/8" -16 X 3-1/2"	26095
	9418964	1	Bolt, 3/8" -16 X 5"	26095
2	103321	9	Lockwasher, 3/8"	26095
3	5186841	4	Clamp	26095
4	5146357	1	Tube, Water By-Pass	26095
	5121182	1	Plug, 1/4"	26095
5	5199776	2	Hose, 1-3/4" X 2.760" Long	26095
6	5145009	1	Plug, 1/8" Pipe	26095
7	5117786	1	Gasket, Thermostat Housing Cover	26095
	5100860	1	Gasket, Thermostat Housing Cover	26095
8	5117993	1	Gasket (Left Bank), Thermostat Housing	26095
9	5145009	1	Plug, 1/8" -27 Pipe	26095
	5115214	4	Plug, 1/2" Pipe	26095
	5142549	2	Plug, 3/4" Pipe	26095
	5111798	2	Plug, 1" Pipe	26095
10	186628	2	Bolt, 3/8" -16 X 1-1/2"	26095
11	5125018	1	Washer, 7/16"	26095
	5152148	4	Washer, 3/8" Copper	26095
	103341	2	Washer, 3/8"	26095
12	455537	1	Bolt, 3/8" -16 X 4"	26095
13	5106003	1	Housing (Left Bank), Thermostat	26095
14	5102651	2	Thermostat (1800 Opening Temp.)	26095
15	5100859	1	Cover Assembly (Left Bank), Thermostat Housing	26095
16	5132155	1	Seal, Thermostat	26095
17	5100858	1	Cover Assembly (Right Bank), Thermostat Housing	26095
18	5132155	1	Seal, Thermostat	26095
19	5100778	1	Housing (Right Bank), Thermostat	26095
20	5123570	1	Gasket (Right Bank), Thermostat Housing	26095
21	186628	1	Bolt, 3/8" -16 X 1-1/2"	26095
	427567	1	Bolt, 7/16" -14 X 1-3/4"	26095
	179839	1	Bolt, 3/8" -16 X 1"	26095
22	103321	2	Lockwasher, 3/8"	26095
23	450517	1	Bolt, 3/8" -16 X 4-3/4"	26095

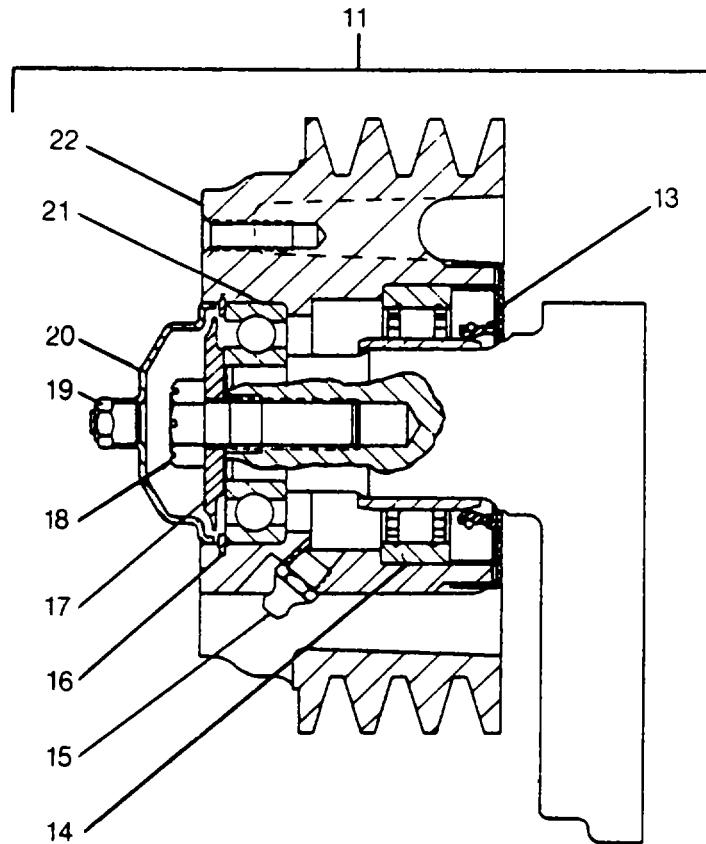
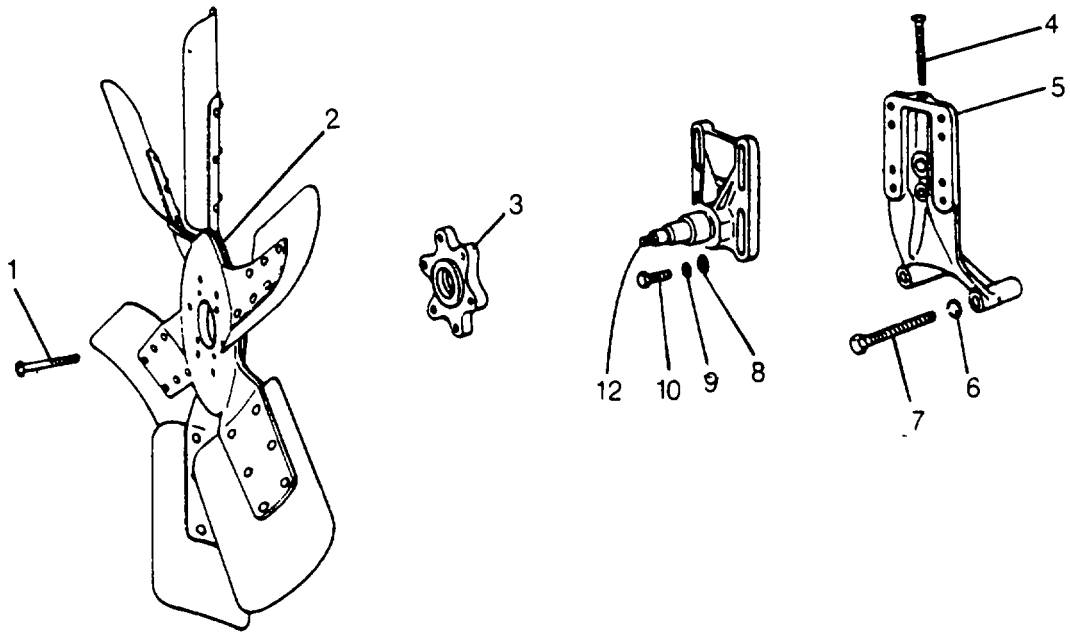
M1-63-62.29(2 of 2)

Parts List

R184

M1-63-62.30

Fan



## Parts List

R184

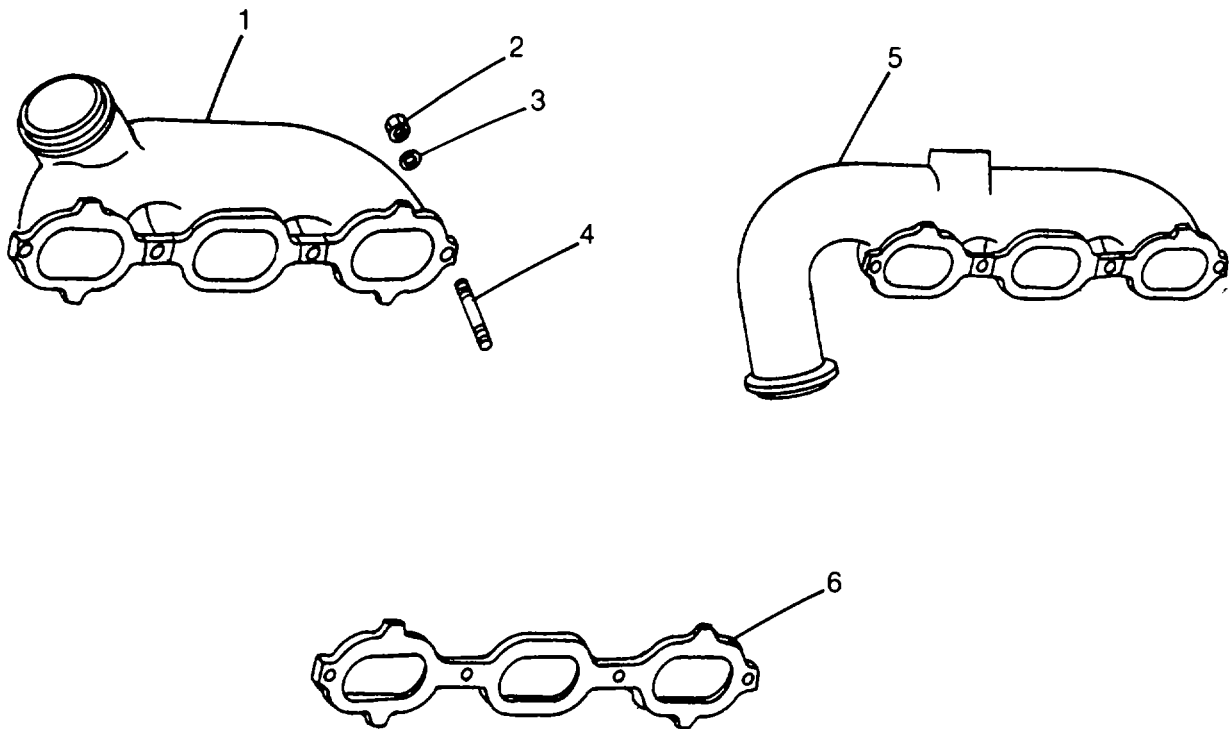
Fan - Continued

REF.	PART NO.	QTY.	DESCRIPTION	FSCM No.
1	454879	6	Bolt, 5/16" - 24 X 2-1/4"	26095
	103320	6	Lockwasher, 5/16"	26095
	114493	6	Locknut, 5/16" - 24	26095
2	5189119	1	Blade (36" - 8 Blade, Blower), Fan	26095
3	5103718	1	Spacer (.80" Thick) Fan Hub	26095
4	187201	1	Bolt, 1/2" - 13 X 4-3/4"	26095
5	5103079	1	Support, Fan Mounting	26095
6	103325	3	Lockwasher, 5/8"	26095
	5131978	3	Washer, .53" X 1"	26095
7	271574	2	Bolt, 5/8" X 5"	26095
	8922143	1	Bolt, 5/8" X 2-1/4"	26095
8	5131978	4	Washer, .53" X 1"	26095
9	103323	2	Lockwasher, 1/2"	26095
	103325	2	Lockwasher, 5/8"	26095
10	9409053	4	Bolt, 1/2" - 13 X 1-1/2"	26095
	190770	2	Bolt, 1/2" - 13 X 3"	26095
	8922143	2	Bolt, 5/8" - 11 X 2-1/4"	26095
11	5103860	1	Pulley And Spindle Assembly, Fan	26095
12	5103861	1	Spindle Assembly	26095
13	5103951	1	Seal, Grease	26095
14	7450941	1	Bearing	26095
15	191758	1	Grease Fitting, 1/8"	26095
16	9422755	1	Snap Ring	26095
17	5104317	1	Washer, Fan Hub	26095
18	9409060	1	Bolt, 1/2" - 20 X 1-1/2" Lock	26095
19	455322	1	Fitting, 1/8" Lube Pressure Relief	26095
20	5100890	1	Cap, Fan Hub	26095
21	903206	1	Bearing	26095
22	5103862	1	Pulley, (3 Groove, 9.12"Dia.) Fan	26095

M1-63-62.30 (2 of 2)

WP

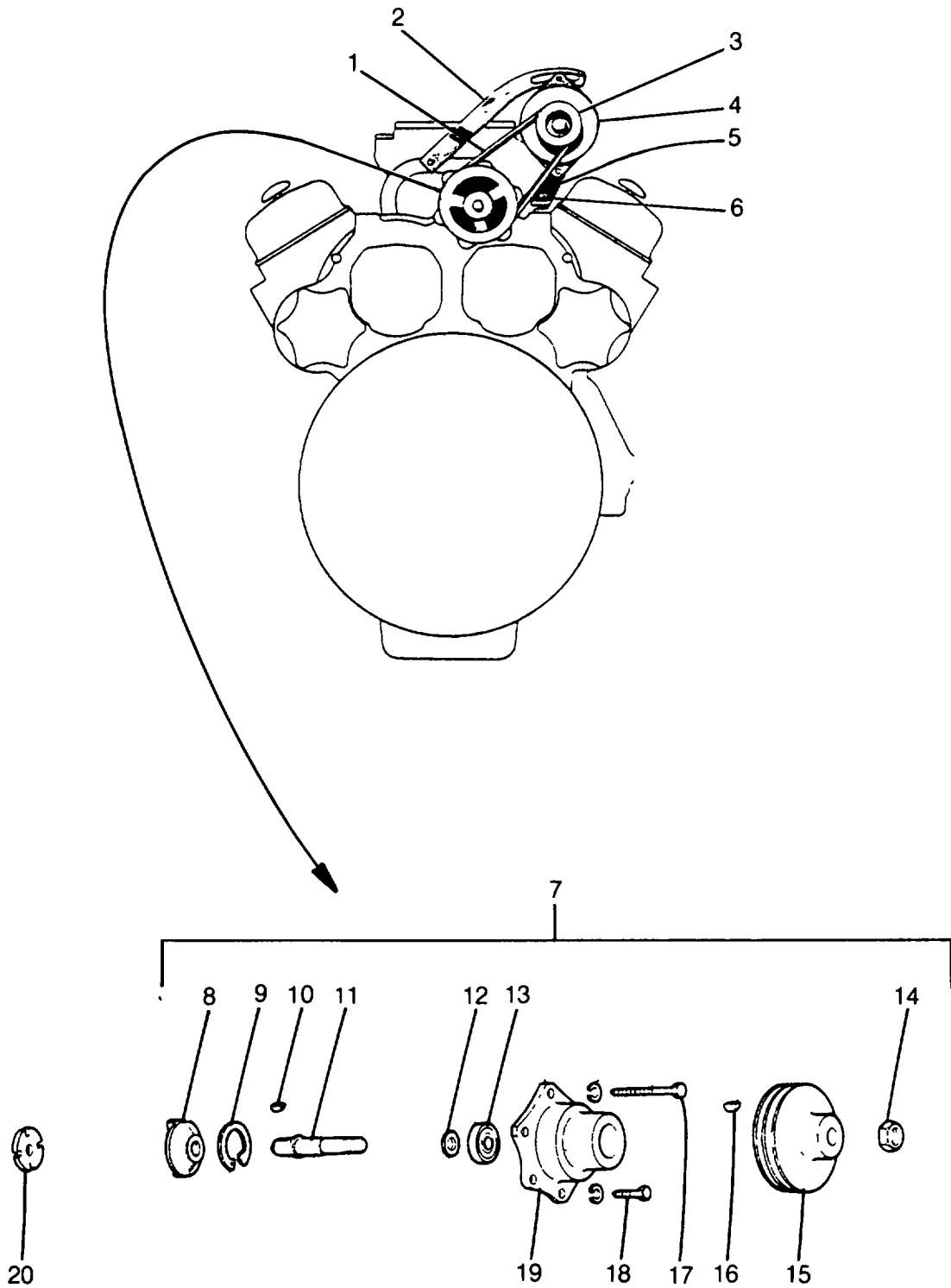
Parts List  
Exhaust Manifold



REF.	PART NO.	QTY.	DESCRIPTION	FSCM No.
1	5101436	1	Manifold (End Outlet, Right Bank), Exhaust	26095
2	127855	8	Nut, 7/16" -20	26095
3	5102735	4	Crab	26095
	5104439	4	Washer, 7/16" X 1-1/4" (Dished)	26095
4	5112899	8	Stud, 7/16" -14 X 2-3/32" Exhaust Manifold	26095
5	5101435	1	Manifold, (End Outlet, Left Bank), Exhaust	26095
6	5122866	2	Gasket, Exhaust Manifold	26095
<b>M1-63-62.31(1 of 1)</b>				

**Parts List**  
Battery Charging Generator

TM 10-3950-263-14&P-3  
M1-63-62.32



## Parts List

## Battery Charging Generator - Continued

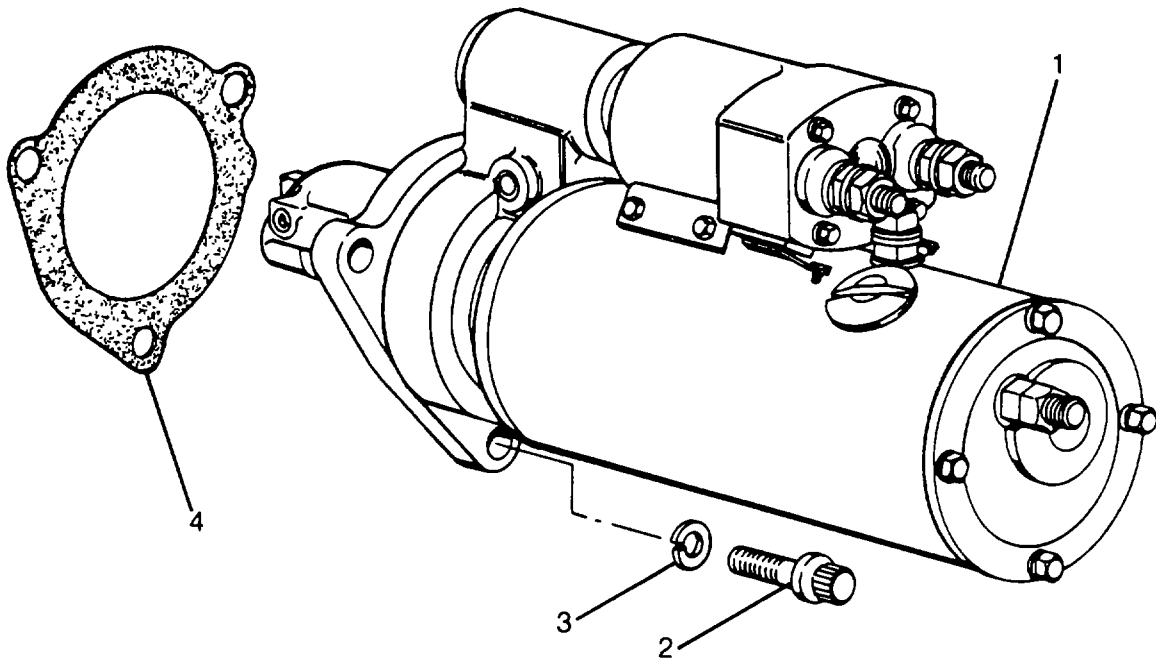
REF.	PART NO.	QTY.	DESCRIPTION	FSCM No.
1	5148276	1	Belt Set (2 Belts), Generator Drive	26095
2	5148834	1	Strap, Generator Adjusting	26095
	5117082	1	Spacer, .164" Thick	26095
	442733	1	Bolt, 1/2" -13 X 1-1/4"	26095
	179884	1	Bolt, 1/2" -13 X 1-3/8"	26095
	103323	2	Lockwasher, 1/2"	26095
	102637	1	Nut, 1/2" -13	26095
	5148837	1	Bracket, Generator Adjusting Strap	26095
3	5148796	1	Pulley (2.76" Diameter, 2 Groove), Generator	26095
4	1100081	1	Generator Assembly	26095
	9427945	1	Bolt, 1/2" -13 X 6-1/4"	26095
5	132715	2	Washer, Special	26095
	103323	1	Lockwasher, 1/2"	26095
	102637	1	Nut, 1/2" -13	26095
5	5148833	1	Bracket, Generator Mounting	26095
6	179862	2	Bolt, 7/16" -14 X 1-1/2"	26095
	103322	2	Lockwasher, 7/16"	26095
7	5133747	1	Drive Assembly, Generator	26095
8	5143234	1	Hub, Generator Drive Pulley	26095
9	274621	1	Lock Ring	26095
10	124543	2	Key, 1/4" X 1" Woodruff	26095
11	5143233	1	Shaft, Generator Drive Pulley	26095
12	5133682	1	Spacer 26095	
13	908002	1	Bearing, Generator Drive	26095
14	272906	1	Nut, 3/4" -16 Hex. Lock	26095
15	5148836	1	Pulley (4.66" Diameter, 2 Groove), Generator Drive	26095
16	124543	1	Key, 1/8" X 1/2" Woodruff	26095
17	186318	1	Bolt, 3/8" -24 X 5-1/4"	26095
	186658	1	Bolt, 3/8" -24 X 5-1/2"	26095
18	9430221	3	Bolt, 3/8" -24 X 4"	26095
19	5133683	1	Retainer, Generator Drive Bearing And Oil Seal	26095
	1538710	1	Seal, Generator Drive Oil	26095
20	5139545	1	Coupling, Flange Mounting Alternator Drive	26095

M1-63-62.32 (2 of 2)



**Parts List**  
Starting Motor

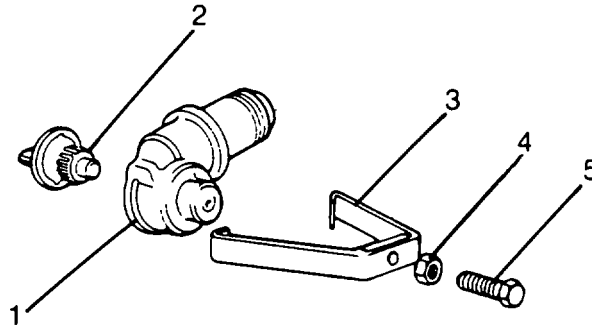
TM 10-3950-263-14&P-3  
M1-63-62.33



REF.	PART NO.	QTY.	DESCRIPTION	FSCM No.
1	1114128	1	Motor Assembly, Starting	26095
2	9418228	3	Bolt, 5/8" -11 X 1-3/4" 12 Point	26095
3	103325	3	Lockwasher	26095
	103030	3	Nut, 5/8" -18 Hex.	26095
4	5130995	1	Gasket, Starting Motor	26095

**Parts List**  
Tachometer Drive

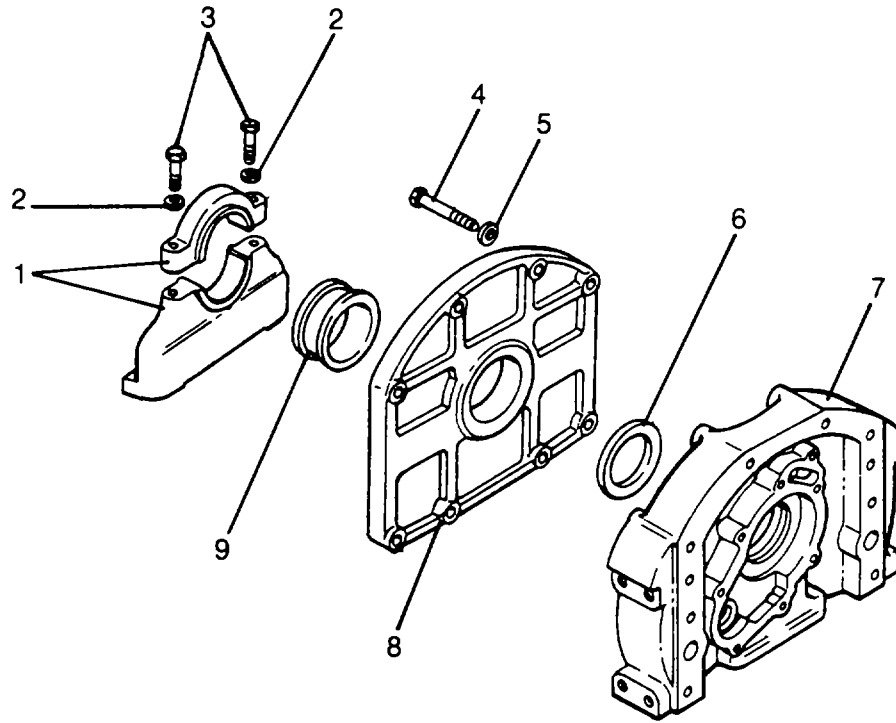
TM 10-3950-263-14&P-3  
M1-63-62.34



REF.	PART NO.	QTY.	DESCRIPTION	FSCM No.
1	5106763	1	Adapter (900 Right Hand, 1:250 Ratio), Tachometer Drive Cable	26095
2	5106591	1	Shaft Assembly, Tachometer Drive Cable Adapter	26095
	5106756	1	Housing Assembly	26095
	5136680	1	Housing 26095	26095
	5136679	1	Fitting 26095	26095
3	5136682	1	Clamp, Tachometer Drive Adapter Retaining	26095
4	120375	1	Nut, 1/4" -20 Hex.	26095
5	5179613	1	Bolt, 1/4" -20 X 1-1/4"	26095
<b>M1-63-62.34(1 of 1)</b>				

**Parts List**  
Engine Mounting

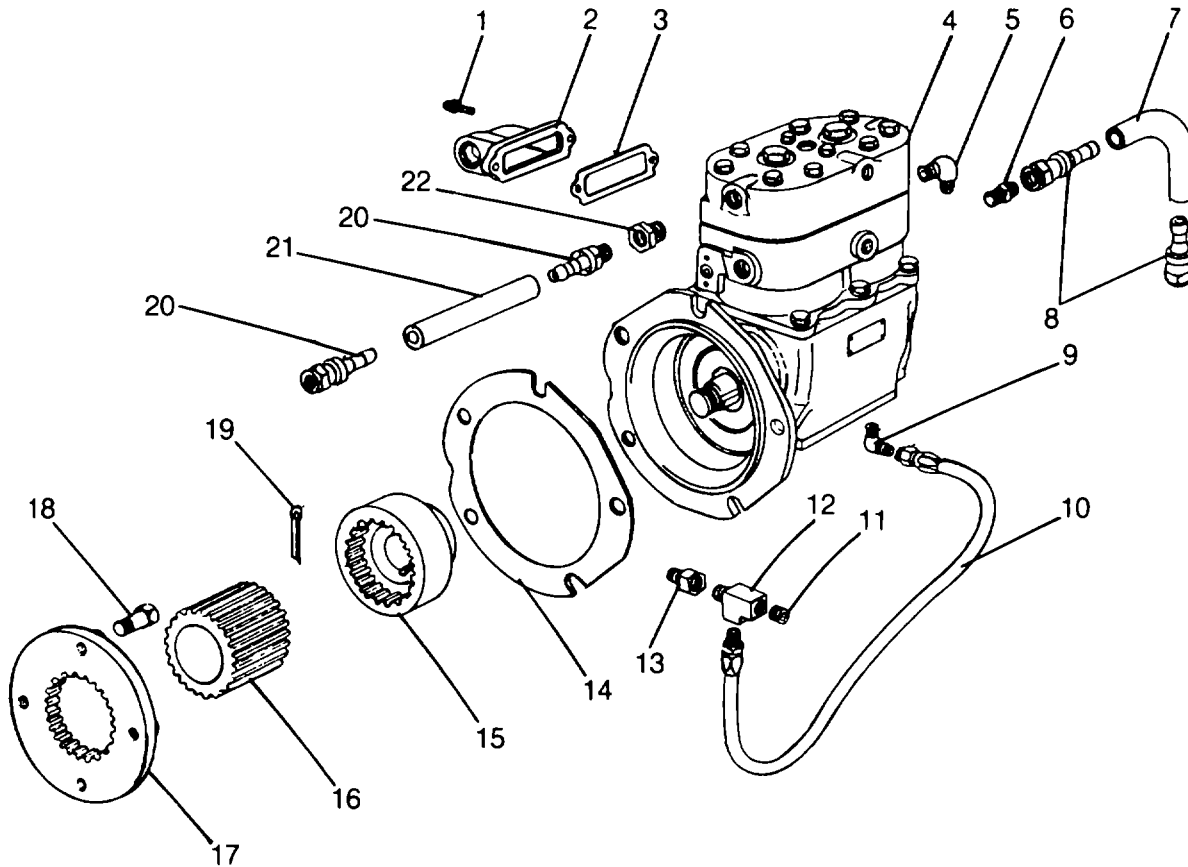
TM 10-3950-263-14&P-3  
M1-63-62.35



REF.	PART NO.	QTY.	DESCRIPTION	FSCM No.
1	5179360	1	Support Assembly, Engine Front Trunnion Mounting	26095
2	103322	2	Lockwasher, 7/16"	26095
3	454947	2	Bolt, 7/16" -14 X 2-1/4"	26095
4	186679	2	Bolt, 3/8" -16 X 1-1/4"	26095
	455537	2	Bolt, 3/8" -16 X 4"	26095
	9415559	4	Bolt, 1/2" -13 X 4-1/4"	26095
5	103321	2	Lockwasher, 3/8"	26095
6		1	Seal, Crankshaft Oil (Front) - See M1-63-62.4	26095
7		1	Body Assembly, Oil Pump - See M1-63-62.21	26095
8	5122294	1	Trunnion, Engine Front	26095
9	5179345	1	Ring, Engine Front Trunnion Mounting Support Cushion	26095

M1-63-62.35(1 of 1)

Parts List  
Air Compressor



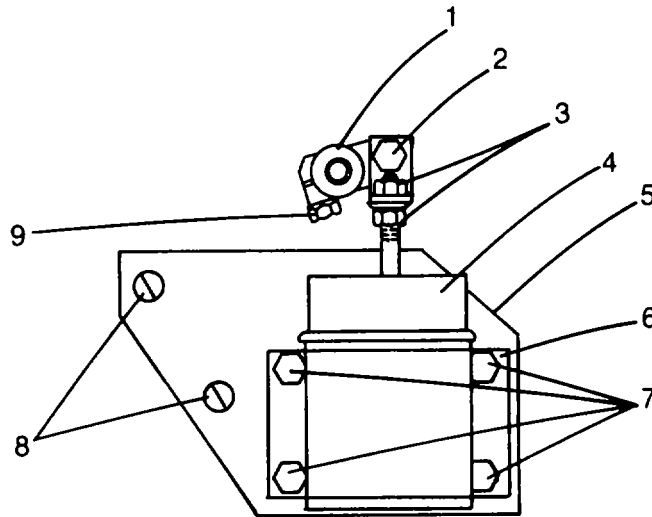
REF.	PART NO.	QTY.	DESCRIPTION	FSCM No.
1	179827	2	Bolt, 5/16" -18 X 2-1/4"	26095
	103320	2	Lockwasher, 5/16"	26095
2	5110411	1	Strainer Assembly, Air Compressor	26095
3	5110410	1	Gasket	26095
4	8921208	1	Compressor Assembly (15.5 CFM), Air	26095
5	444042	1	Elbow, 3/8" 90° Street	26095
6	142767	1	Bushing, 3/4" X 3/8" Reducing	26095
7	5109117	1	Hose, 1/2" X 27", Air Compressor Water Inlet	26095
8	5120020	2	Fitting, Hose	26095
9	190367	1	Elbow, 1/4" 90° Street	26095
10	5138467	1	Hose Assembly, Air Compressor Lube Oil Supply #5 X 25-1/2"	26095
11	5121182	1	Plug, 1/4" Pipe	26095
12	5129184	1	Tee, 1/4" Pipe	26095
13	444000	1	Adapter, 1/4" Pipe	26095
14	5104506	1	Gasket, Air Compressor	26095
15	5144866	1	Hub, Air Compressor Drive	26095
16	5141773	1	Coupling, Air Compressor Drive	26095
17	5170450	1	Plate, Air Compressor Drive	26095
18		4	Bolt, 3/8" -24 X 1.20" - See M1-63-62.10	26095
19	103375	1	Pin, 3/32" X 1-1/4" Cotter	26095

## Parts List

Air Compressor - Continued				
REF.	PART NO.	QTY.	DESCRIPTION	FSCM No.
20	5120020	2	Fitting, Hose	26095
21	5121810	1	Hose, Air Compressor Water Outlet 1/2" X 12-1/2"	26095
22	118752	1	Connector, 1/2" Flared Tube	26095
<b>M1-63-62.36 (2 of 2)</b>				

Parts List

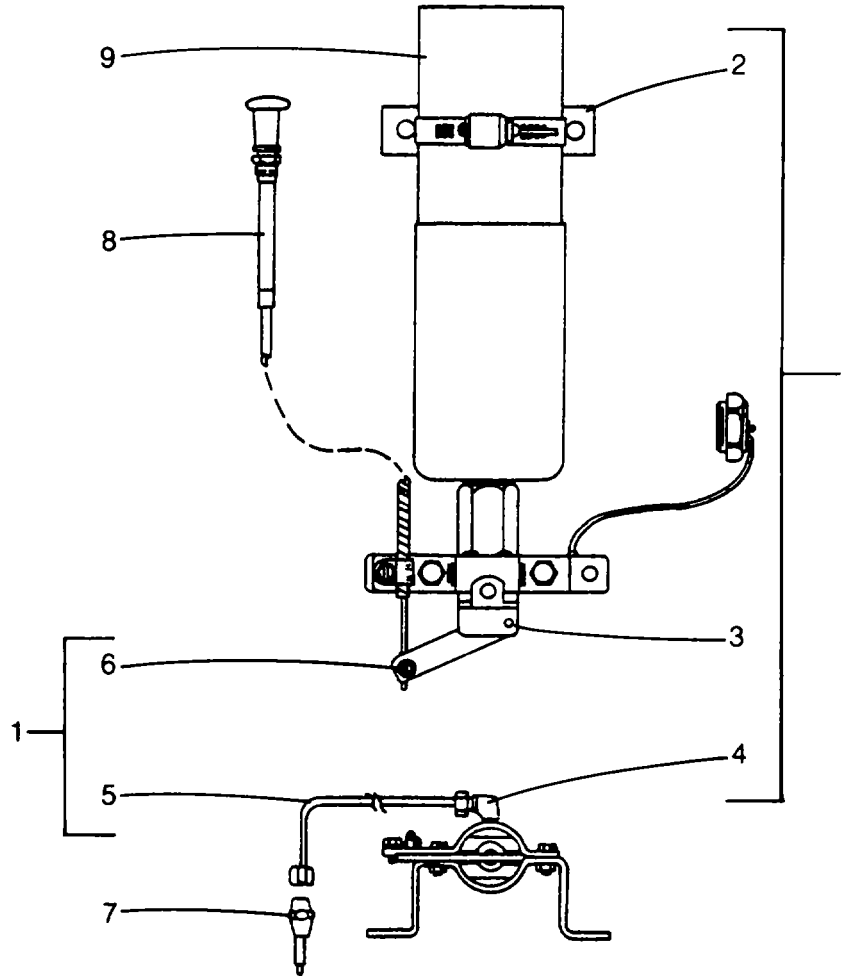
Throttle Control Solenoid



REF.	PART NO.	QTY.	DESCRIPTION	FSCM No.
1	5102710	1	Lever, Governor Control	26095
2	123435	1	Bolt, 1/4" -28 X 5/8"	26095
	103319	1	Lockwasher, 1/4"	26095
3	120613	1	Nut, 1/4" -28 Jam	26095
4	1118128	1	Solenoid, Throttle Control	26095
5	5102583	1	Strap, Solenoid Bracket	26095
6	5101829	1	Bracket, Throttle Control Solenoid	26095
7	100001	3	Bolt, 1/4" -28 X 3/4"	26095
	181314	1	Bolt, 1/4" -28 X 7/8"	26095
	120393	4	Washer, 1/4" Flat	26095
	103319	4	Lockwasher, 1/4"	26095
	121902	4	Nut, 1/4" -28	26095
8	179838	1	Bolt, 3/8" -16 X 7/8"	26095
	186273	1	Bolt, 5/16" -18 X 4-1/4"	26095
	120392	2	Washer, 9/32" X 5/8" Cadmium Plate	26095
	5155596	1	Washer, 21/64" X 9/16" Copper	26095
	103319	1	Lockwasher, 1/4"	26095
	120382	1	Lockwasher, 3/8"	26095
	120613	2	Nut, 1/4" -28 Cadmium Jam	26095
9	179796	1	Bolt, 1/4" -20 X 7/8"	26095

**Parts List**  
Ether Start Kit

TM 10-3950-263-14&P-3  
M 1-63-62.38

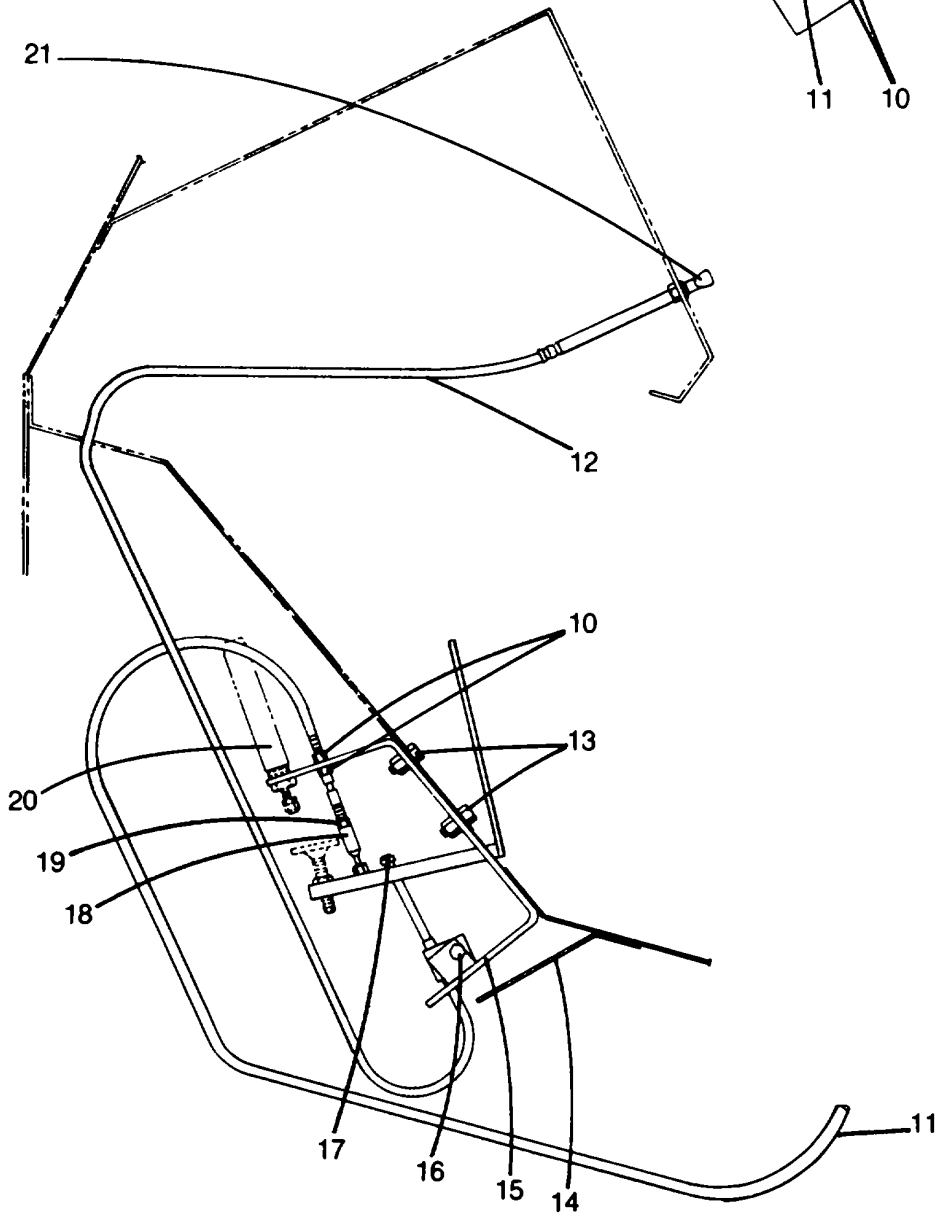
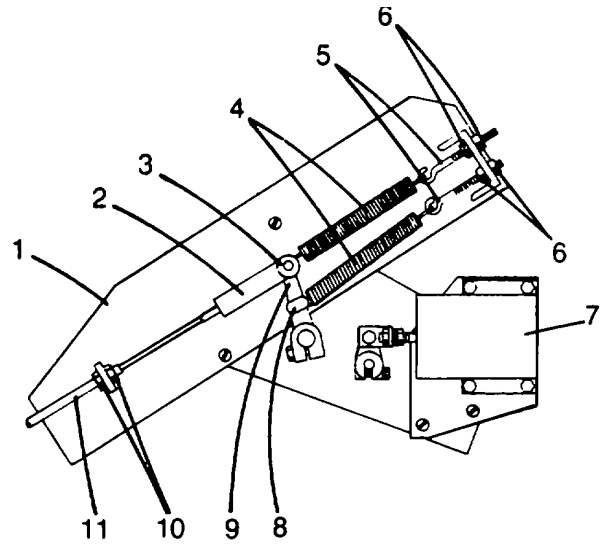


REF.	PART NO.	QTY.	DESCRIPTION	FSCM No.
1	820-0270	1	Ether Start Kit	06991
2	820-2575	1	Clamp, Cylinder	06991
3	820-2400	1	Valve Assembly	06991
4	820-2532	1	Valve Fitting	06991
5	820-2540	1	Tubing	06991
6	820-2567	1	Screw, Wire Stop	06991
7	820-2982	1	Atomizer	06991
8	NL54-144	1	Cable	06991
9	820-0327	1	Cylinder, Fuel	06991
<b>M1-63-62.38 (1 Of 1)</b>				

Parts List

TM 10-3950-263-14&P-3  
M1-63-63.0

Throttle Control - GM6V-92TA Engine



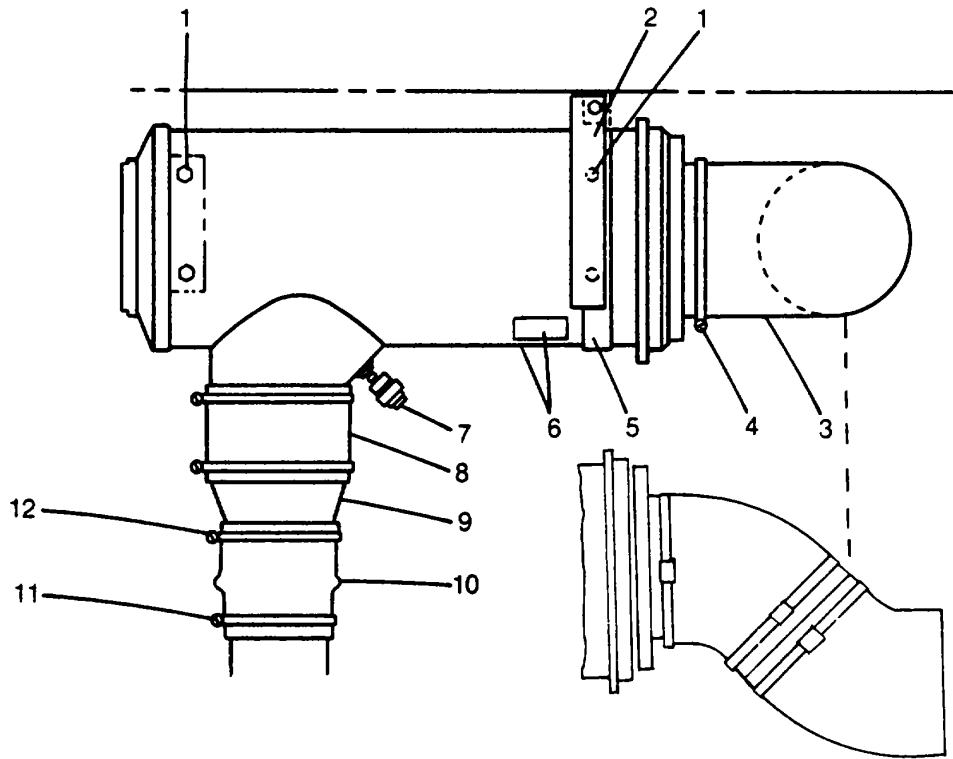
LA716-D



Parts List

Throttle Control- GM6V92TA Engine				
REF.	PART NO.	QTY.	DESCRIPTION	FSCM No.
1	18A4444	1	Throttle Control Bracket	36422
2	16A165	1	Adjustable Yoke End	36422
3	HC115	1	Clevis Pin	36422
4	JC501	2	Spring	36422
5	18D184	2	Eye Bolt	36422
6	IX180	4	Finished Hexagon Jam Nut, Coarse Thread, Steel, Zinc Plated, 1/4"	90483
7			Throttle Control Solenoid, See Keysheet M1-63-62.37	
8	22A1629	1	Eye Bolt	36422
	IX180	2	Finished Hexagon Jam Nut, Coarse Thread, Steel, Zinc Plated, 1/4"	90483
9	3H1342	1	Throttle Lever	*
10	1X2581	4	Hexagon Jam Nut, 5/16", UNF-2B, Steel, Zinc Plated	90483
11	22A2699	1	Extended Cable	36422
12	19A1978	1	Throttle Control Cable	36422
13	IX3717	2	Capscrew, Hex Head, UNF-Class 2A-Grade 5, Zinc Plated, 3/8" X 3/4"	90483
	1X3809	2	Locknut, Hexagon, Low Carbon Steel, Zinc Plated, Rockwell C32, Nylon Insert, UNC-3B, 3/8"	72968
14	19A1981	1	Splash Guard	36422
15	19A2538	1	Accelerator	36422
16	AC5046	1	Clamp	36422
	1X2574	1	Capscrew, Hex Head, UNC Class 2A-Grade 5, 3/8" X 1"	90483
	IX3809	1	Locknut, Hexagon, Low Carbon Steel, Zinc Plated, Rockwell C32, Nylon Insert, UNC-3B, 3/8"	72968
17	HC2470	1	Throttle Stop	36422
18	19A521	1	Ball Joint 36422	
19	IX193	1	Hexagon Jam Nut, 1/4" UNF-2B, Steel, Zinc Plated	90483
20			Air Cylinder, See Keysheet M1-38-69.0	
21			Throttle Handle, Supplied With Cable, Item #12	
* See Vendor Annex For FSCFM No.				

Parts List  
GM6V-92 Air Intake Assembly



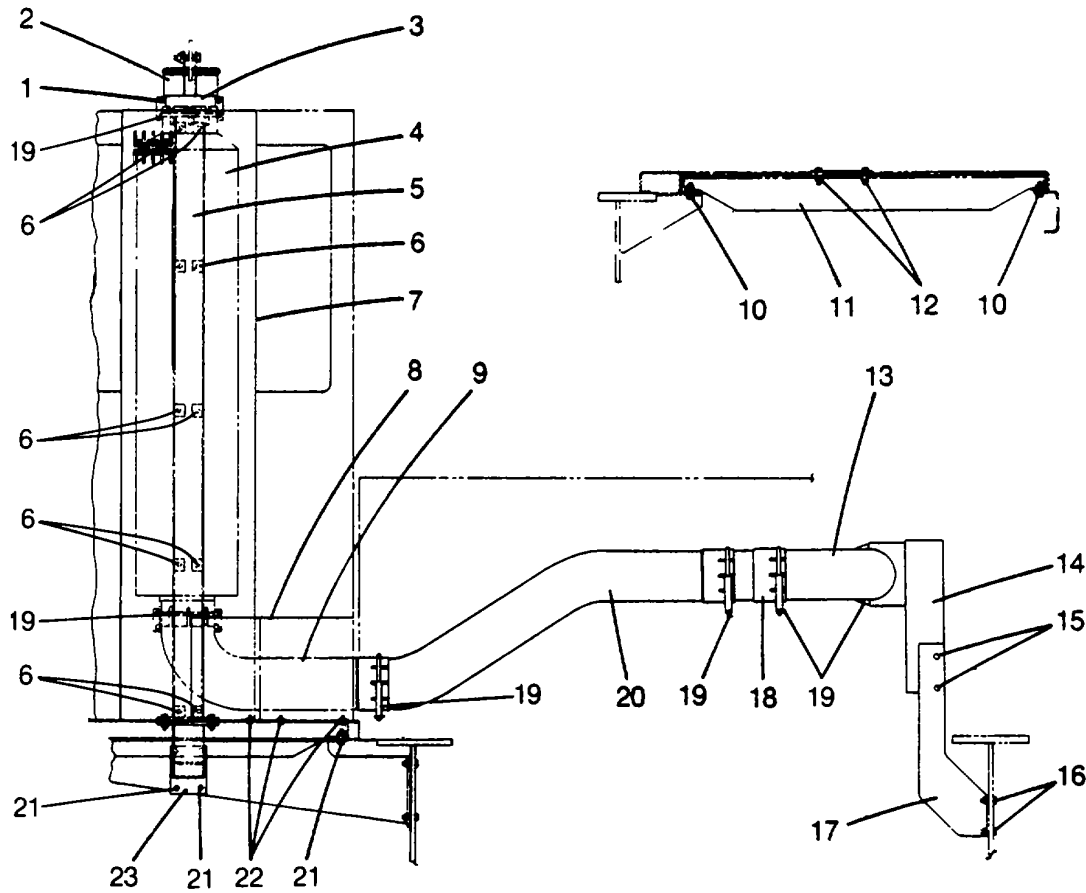
KA214-A

REF.	PART NO.	QTY.	DESCRIPTION	FSCM No.
1	1X2574	6	Capscrew, Hex Head, UNC Class 2A, Grade 5, 3/8" X 1"	90483
	1X3809	6	Locknut, Hexagon, Low Carbon Steel, Zinc Plated, Rockwell C32, Nylon Insert, UNC-3B, 3/8"	72968
2	22A2683	1	Sheet	36422
3	28A1838	2	Elbow	36422
	22A2725	1	Tube	36422
4	32H212	5	Clamp	36422
5	1X5638	2	Mounting Band, Steel Mounting Legs Spot Welded To Band, 11" I.D.	18265
6	19A2406	1	Air Cleaner	36422
	3A8408	1	Element	*
	19A2542	1	Label - Air Cleaner Service	36422
7	19A2408	1	Restriction Indicator	36422
8	18A4316	1	Sleeve	36422
9	19A2409	1	Intake Adaptor	36422
10	46A208	1	Hump Hose	36422
11	1X5278	1	Hose Clamp, Stainless Steel Heavy Duty, Rigid Floating Channel Bridge, Bolt Alloy Steel Heat Treated, Steel Hex Locknut With Nylon Insert, 5-1/2"	54646
12	18A3244	1	Clamp	36422

\* See Vendor Annex List for FSCFM No.

Parts List

Up Exhaust - GM6V-92TA Engine



NA300-D

REF.	PART NO.	QTY.	DESCRIPTION	FSCM No.
1	22A2387	2	Plate	36422
2	36A1117	4	Rubber Mount	36422
	18A4448	4	Washer 36422	
	1X3783	4	Capscrew, Hex Head, UNC Class 2A - Grade 5, 1/4" x 2"	90483
	1X5079	4	Locknut, Hexagon, Low Carbon Steel, Rockwell C32, Nylon Insert, UNC-3B, 1/4"	72968
2	18A3786	1	Weather Cap	36422
3	18A3752	1	Tube	36422
4	28A1475	1	Muffler	36422
5	22A2706	1	Muffler Support	36422
6	1X4022	10	Locking Capscrew, Hex Head, UNC Class 2A - Grade 5, 3/8" x 2-1/2"	72968
	22A2704	1	Muffler Guard	36422
	22A2432	1	Guard	36422
	18A4300	1	Exhaust Pipe	36422
10	1X3599	4	Capscrew, Hex Head, UNC Class 2A - Grade 5, 3/8" x 1-1/4"	90483
	1X3809	4	Locknut, Hexagon, Low Carbon Steel, Zinc Plated, Rockwell C32, Nylon Insert, UNC-3B, 3/8"	72968

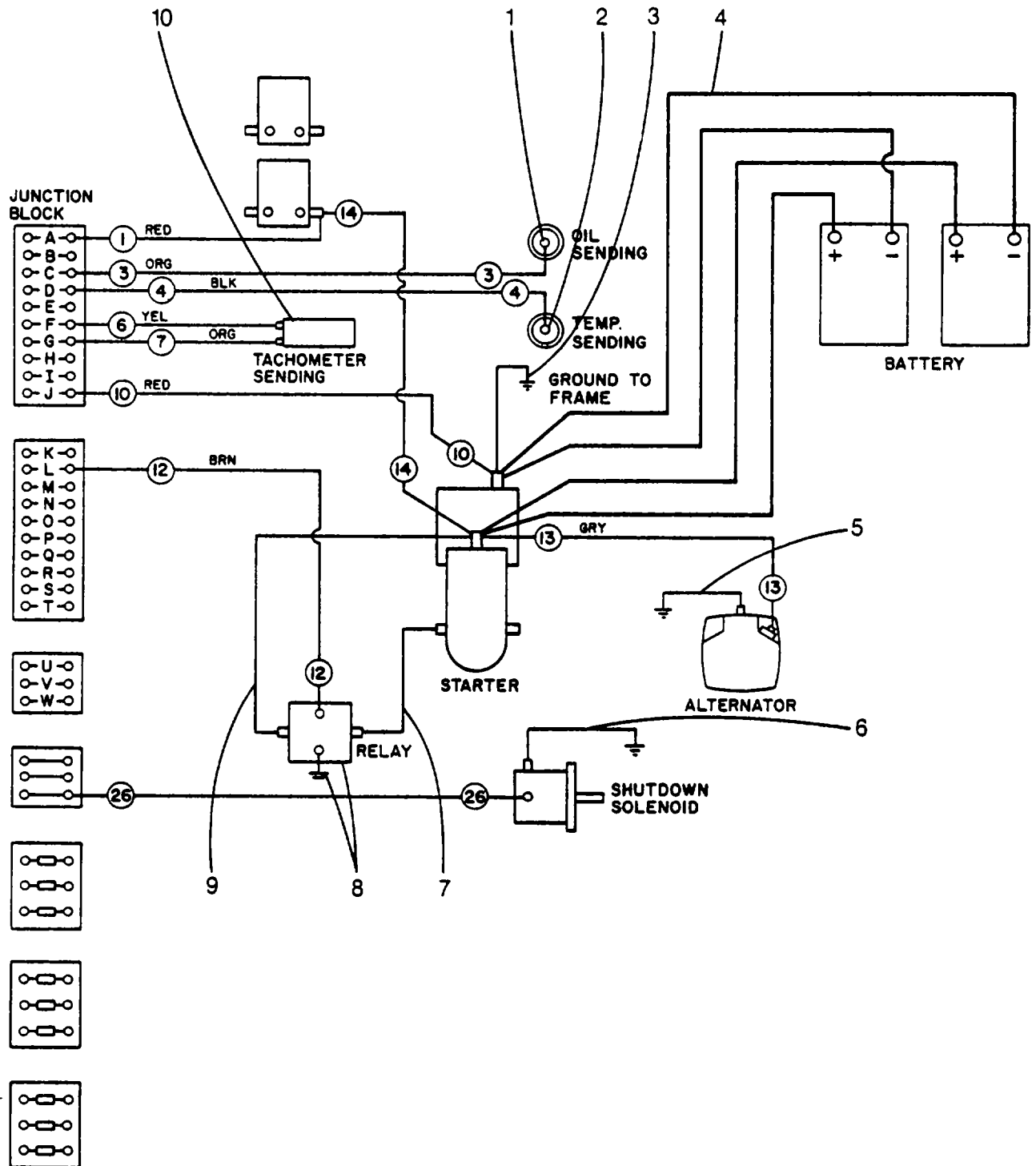
**Parts List**

Up Exhaust - GM6V-92TA Engine - Continued

REF.	PART NO.	QTY.	DESCRIPTION	FSCM No.
	1X4	4	Plain Washer, Hot Rolled, Mild Steel, Zinc Plated, 3/8"	86157
11	22A2630	1	Bracket 36422	
12	1X3357	2	Capscrew, Hex Head, UNC Class 2A - Grade 5, 3/8" x 1-1/2"	90483
	1X3809	2	Locknut, Hexagon, Low Carbon Steel, Zinc Plated, Rockwell C32, Nylon Insert, UNC-3B, 3/8"	72968
	1X4	2	Plain Washer, Hot Rolled, Mild Steel, Zinc Plated, 3/8"	86157
13	18A4437	1	Exhaust Pipe	36422
13	31H305	1	V-Band Clamp	36422
14	18A4436	1	Sheet, 10 Ga.	36422
15	36A1117	2	Rubber Mount	36422
	18A4448	2	Washer 36422	
	1X3783	2	Capscrew, Hex Head, UNC Class 2A - Grade 5, 1/4" x 2"	90483
	1X5079	2	Locknut, Hexagon, Low Carbon Steel, Rockwell C32, Nylon Insert, UNC-3B, 1/4"	72968
16	1X3357	4	Capscrew, Hex Head, UNC Class 2A - Grade 5, 3/8" x 1-1/2"	90483
	1X3809	4	Locknut, Hexagon, Low Carbon Steel, Zinc Plated, Rockwell C32, Nylon Insert, UNC-3B 3/8"	72968
17	18A4299	1	Bracket 36422	
18	22A2385	1	Exhaust Pipe	36422
19	18A2315	6	Hose Clamp	36422
20	18A4301	1	Exhaust Pipe	36422
21	1X3599	6	Capscrew, Hex Head, UNC Class 2A, Grade 5, 3/8" x 1-1/4"	90483
	1X3809	6	Locknut, Hexagon, Low Carbon Steel, Zinc Plated, Rockwell C32, Nylon Insert, UNC-3B, 3/8"	72968
22	1X4242	4	Locking Capscrew, Hex Head, UNC Class 2A Grade 5, 1/4" x 3/4"	72968
23	22A2663	1	Bracket	36422

Parts List  
Engine Wiring, GM GV92TA

M1-66-32.0



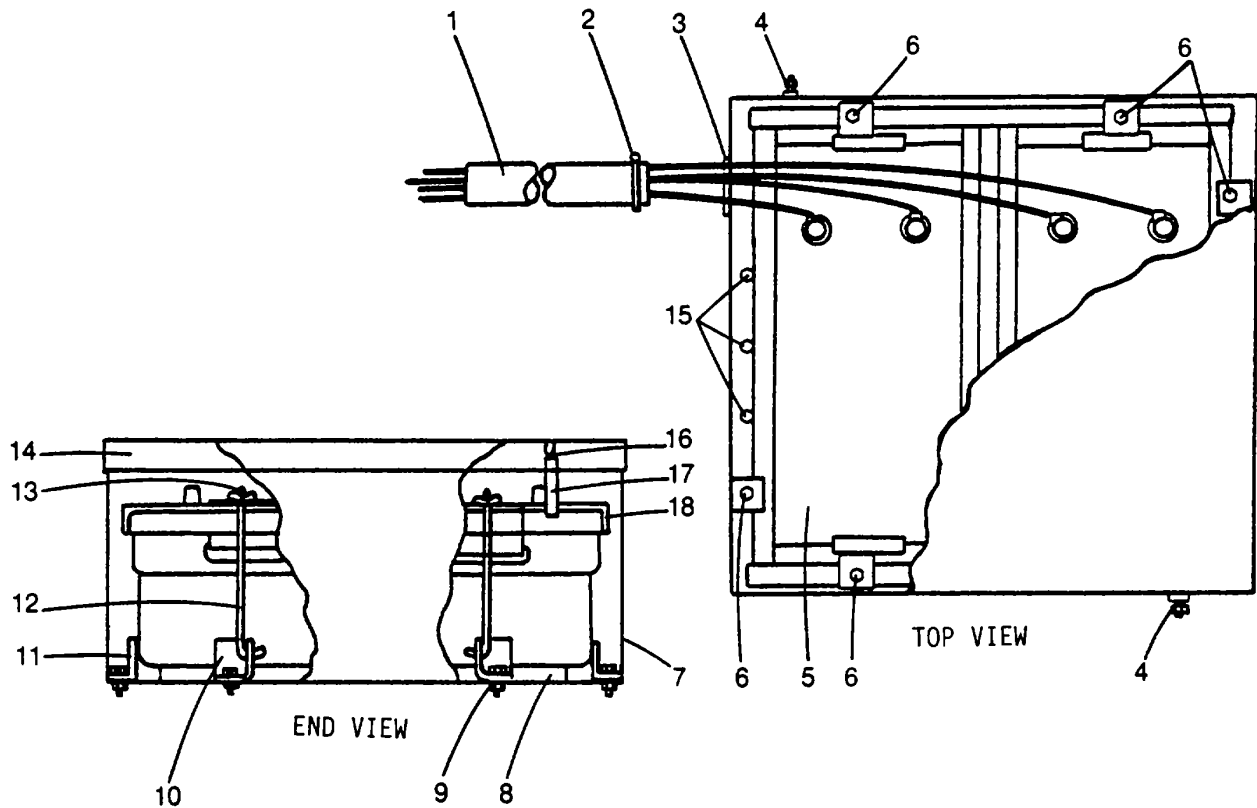
**Parts List**

Engine Wiring, GM GV92TA - Continued

REF.	PART NO.	QTY.	DESCRIPTION	FSCM No.
1	28A471	1	Oil Pressure Sending Unit	36422
2	45J279	1	Temperature Sending Unit	36422
3	17A1709	1	Ground To Frame	36422
4	18A2248	4	Cable	36422
5	18A2430	1	Wire Assembly	36422
6	28A1038	1	Wire Assembly	36422
7	18A2372	1	Wire Assembly	36422
8	22A1264	1	Wire Assembly	36422
	18A2495	1	Relay	36422
9	18A2863	1	Wire Assembly	36422
10	28A1496	1	Tachometer Sending Unit	36422
	22A2366	1	Wire Harness (GMC Eng. - Junction Blk.)	36422

**Parts List**  
Battery Box Assembly

M 1-66-82.0



REF.	PART NO.	QTY.	DESCRIPTION	FSCM No.
1	822003013	AR	Hose, Straight Engine Coolant, Non-Wire Reinforced, 3 Or 4 Ply, Meets 20R1, Class B Tube, Class C Cover, Heavy Wall, 1-1/2" I.D. By 18" (45cm) Long	24161
2	17A2761	1	Adjustable Clamp	36422
3	824025001	AR	Flexible Steel Core Embossed Vinyl Trim, 80 Durometer Hardness, Tensile Strength 2200 PSI MIN., .390" X .520", Sof-Tone Texture	08737
4	1X623	8	Machine Screw, Round Head, Carbon Steel ASIM A307, Zinc Plated, #10 X 3/4"	90483
	1X4638	8	Locknut, Hexagon, Low Carbon Steel, Zinc Plated, Rockwell C32, Nylon Insert, UNC-3B, #10	72968
5	18A2746	2	Battery	36422
6	1X2572	6	Capscrew, Hex Head, UNC Class 2A, Grade 5, 5/16" X 3/4"	90483
	1X5080	6	Locknut, Hexagon, Low Carbon Steel, Zinc Plated, Rockwell C32, Nylon Insert, UNC-3B, 5/16"	72968
7	28A1699	1	Battery Box	36422
8	18A369	2	Wood Board	36422
9	1X2919	4	Capscrew, Hex Head, UNC Class 2A, Grade 5, 5/16" X 1-1/4"	90483
	1X5080	4	Locknut, Hexagon, Low Carbon Steel, Zinc Plated, Rockwell C32, Nylon Insert, UNC-3B, 5/16"	72968
10	22A1765	2	Battery Brace	36422
	18A478	4	Bracket	36422

**Parts List**

Battery Box Assembly - Continued

REF.	PART NO.	QTY.	DESCRIPTION	FSCM No.
11	22A1766	4	Battery Brace	36422
12	18A504	4	J-Bolt	36422
13	1X3913	4	Wing Nut, Nylon Insert, Zamak Alloy, Updated, 5/16" NC	90483
	1X3	4	Plain Washer, Hot Rolled, Mild Steel, Zinc Plated 5/16"	86157
14	28A1698	1	Battery Box Lid	36422
15	1X2574	4	Capscrew, Hex Head, UNC Class-2A, Grade 5, 3/8" X 1"	90483
	1X4	4	Plain Washer, Hot Rolled, Mild Steel, Zinc Plated, 3/8"	86157
	1X3809	4	Locknut, Hexagon, Low Carbon Steel, Zinc Plated, Rockwell C32, Nylon Insert, UNC-3B, 3/8"	72968
16	AC4044	2	Hood Catch	36422
17	AC4043	2	Hood Catch	36422
18	18A1382	1	Battery Hold Down	36422

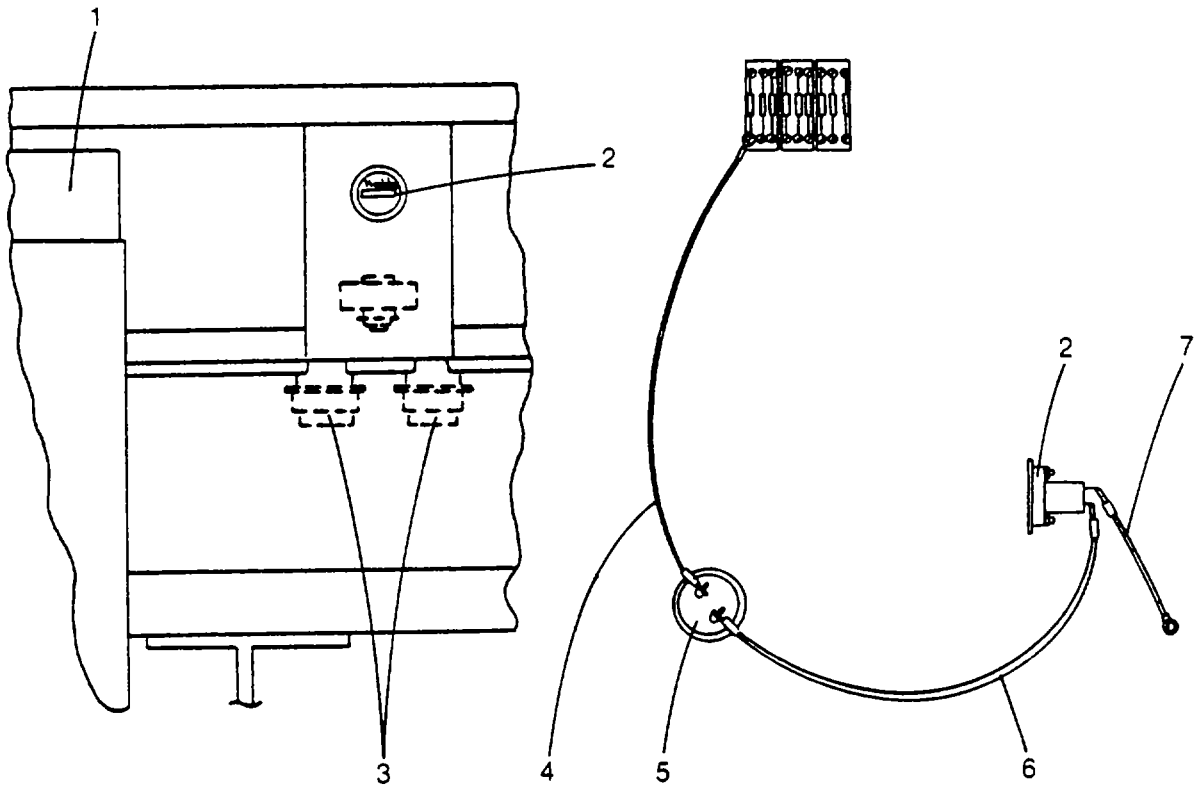
M1-66-82.0 (2 Of 2)



**Parts List**  
Hour Meter Assembly

R983

M1-66-85.0

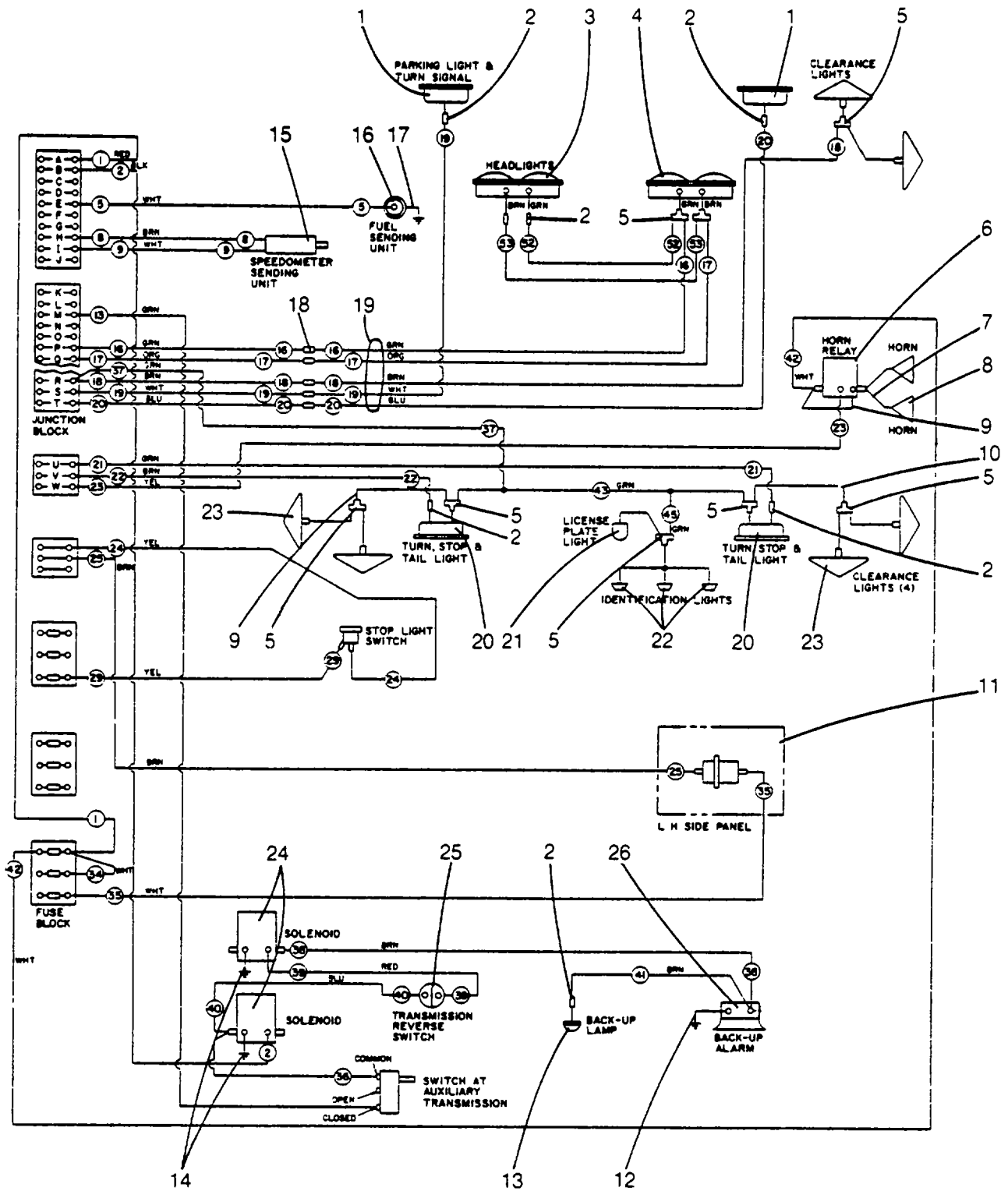


REF.	PART NO.	QTY.	DESCRIPTION	FSCM No.
1			Radiator Reference Only	
2	18A2030	1	Hour Meter	36422
3			Horns, Reference Only	36422
4	19A2486	1	Wire Assembly	36422
5	8H1079	2	Pressure Switch	36422
6	19A2485	1	Wire Assembly	36422
7	20J3032	1	Ground Wire	36422

Parts List  
Light Wiring

R983

M1-67-24.1



**Parts List**  
Light Wiring - Continued

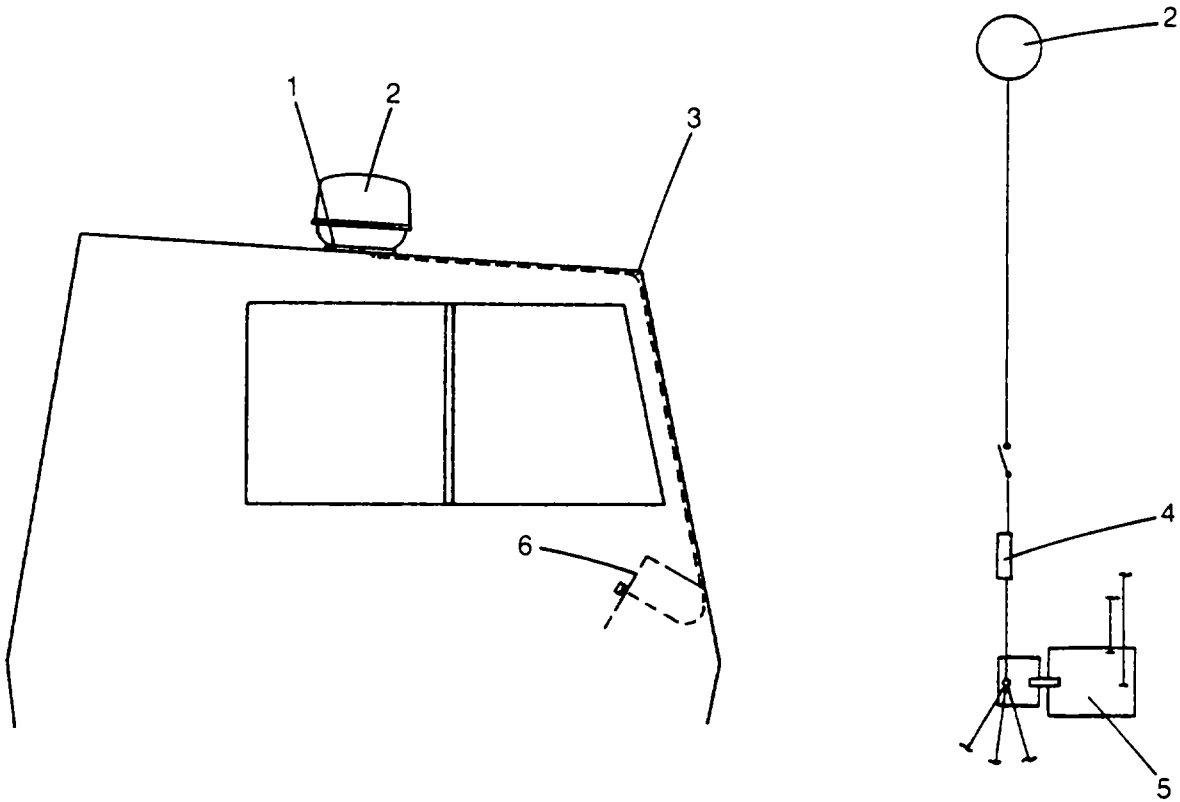
R983

REF.	PART NO.	QTY.	DESCRIPTION	FSCM No.
1	18A1807	2	Turn Signal - Amber	36422
	MS15570	1	Incandescent Lamp	96906
2	RC422	7	Shur-Plug, Receptacle	36422
	RC417	7	Term-Bullet, Wire	36422
3	18A1783	1	L.H. Dual Headlamp	36422
	4001	2	Incandescent Lamp	08805
4	18A1784	1	R.H. Dual Headlamp	36422
	4000	2	Incandescent Lamp	08806
5	RC416	7	3-Way Connector	36422
	RC417	14	Term-Bullet Wire	36422
6	36A2990	1	Horn Relay Solenoid	36422
	1X3743	2	Capscrew, Hex Head, UNC Class 2A-Grade 5, 1/4" X 1"	90483
	1X5079	2	Locknut, Hexagon, Low Carbon Steel, Zinc Plated, Rockwell C32, Nylon Insert, UNC-3B, 1/4"	72968
7	22A2712	1	Wire Assembly	36422
8	12A960	1	Horn	36422
	12A961	1	Horn	36422
	12A962	2	Nut	36422
9	18B375	1	Wire Assembly	36422
10	12A3055	2	Wire Assembly	36422
11			L.H. Side Panel Assembly, See M1-71-29.0	
12	8A5246	1	Ground Wire	36422
13	18A3435	1	Back-Up Lamp	36422
	1156	1	Incandescent Lamp	08805
	18A3453	1	Plate	36422
	1X3743	2	Capscrew, Hex Head, UNC Class 2A-Grade 5, 1/4" X 1"	90483
	1X5079	2	Locknut, Hexagon, Low Carbon Steel, Zinc Plated, Rockwell C32, Nylon Insert, UNC-3B, 1/4"	72968
14	28A1038	2	Ground Wire	36422
15	28A1496	1	Speedometer Sending Unit	36422
16	17H112	1	Fuel Sending Unit	36422
17	18A2430	1	Ground Wire	36422
18	RC422	5	Shur-Plug, Receptacle	36422
19	22A2767	1	Grille Wire Assembly	36422
20	1A1810	2	Rear Light	36422
	1157		Incandescent Lamp	08805
21	18A2504	1	License Plate Light	36422
			Incandescent Lamp	08805
22	18A3139	3	I.D. Lights	36422
	194	1	Incandescent Lamp	08805
23	18A3823	4	Clearance Lights	36422
	MS15570		Incandescent Lamp	08805
24	36A2990	2	Solenoid	36422
25	18A3406	1	Reverse Switch	36422
26	18A3788	1	Back-Up Alarm	36422
<b>M1-67-24.1 (2 Of 2)</b>				

**Parts List**  
Rotary Warning Light

R384

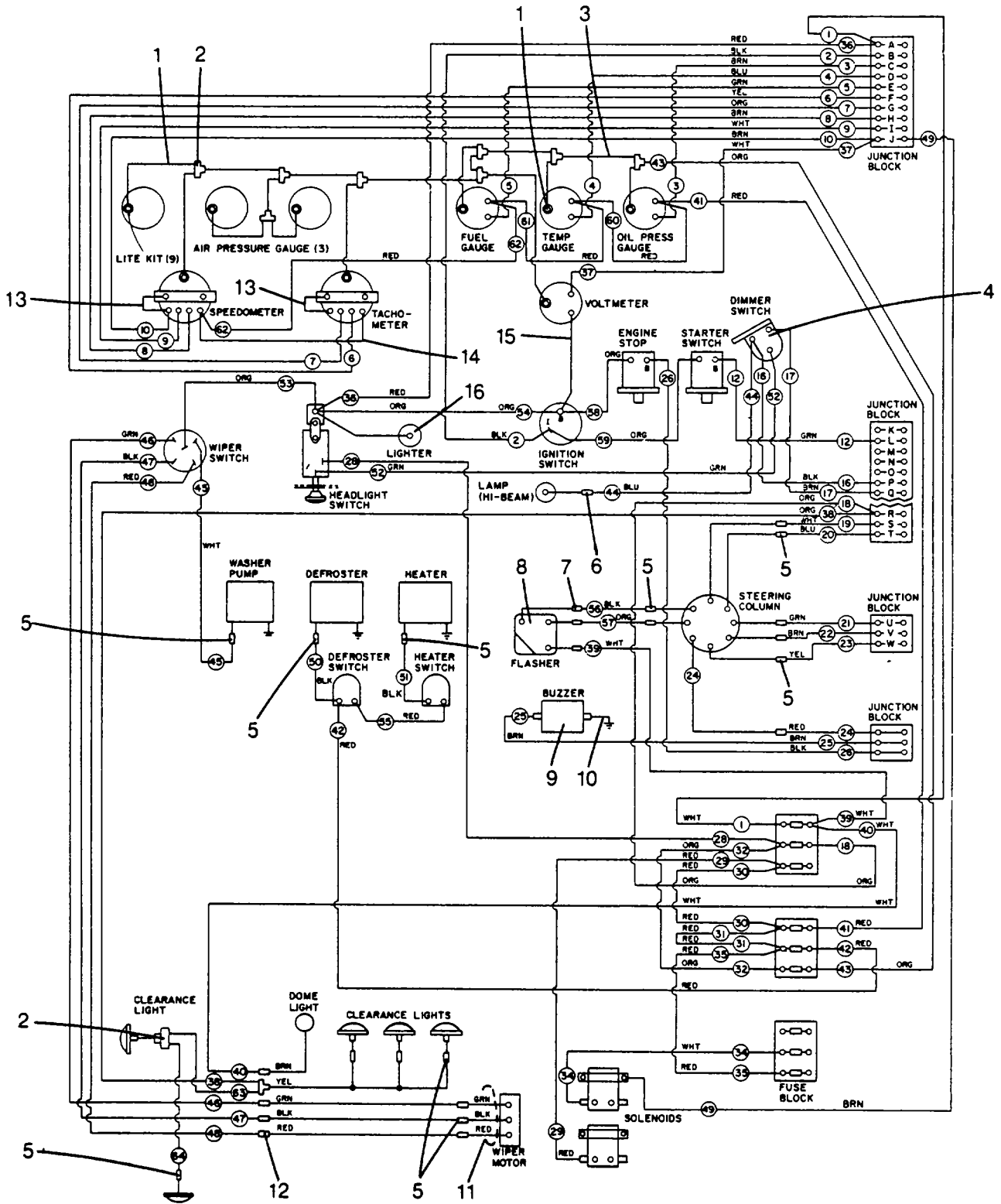
M 1-67-24.2



REF.	PART NO.	QTY.	DESCRIPTION	FSCM No.
1	AC4959	1	Rubber Grommet	36422
	1X6483	3	Hex Head Tapping Screw, Thread Cutting Type, Steel, Zinc Plated, 3/8" X 1-1/4"	90483
2	22A3100	1	Rotary Warning Light	36422
	3A13018 7400	1 4	Dome Lens Incandescent Lamp	08805
3	810005001	AR	Non-Metallic Flexible Conduit Automotive Loom - SAE Spec. J562, 3/16" I.D. X 19"	97030
	1R379	5	Cable Tie	36422
4	22A3108	1	Fuse Holder	36422
5	Ref.		Existing Headlight Switch	
6	22A3101	1	Label	36422

Parts List  
Cab Wiring

M 1-68-64.1



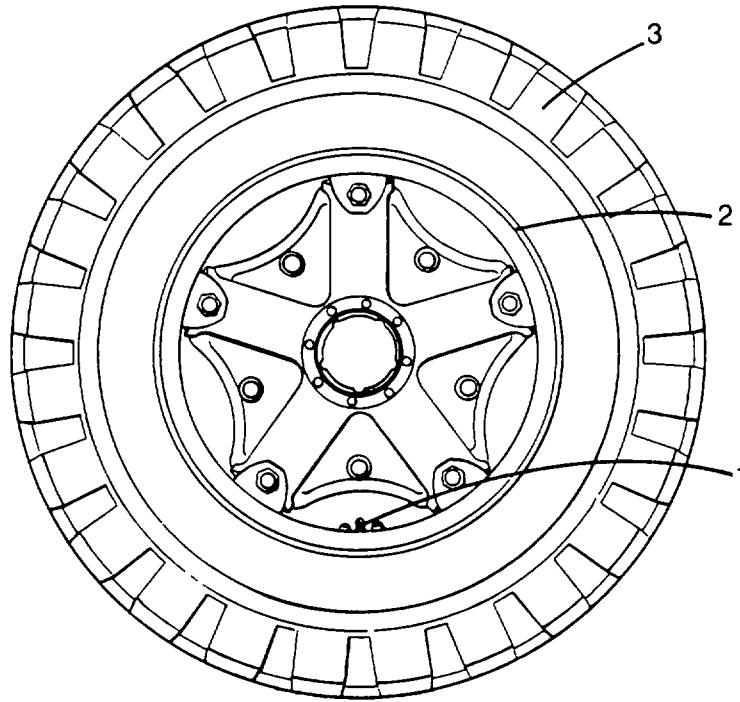
**Parts List**

Cab Wiring - Continued

REF.	PART NO.	QTY.	DESCRIPTION	FSCM No.
1	28A844*	9	Light Kit 36422	
	RC417	9	Term-Bullet Wire	36422
2	RC416	9	Connector, 3-Way	36422
	RC417	9	Term-Bullet Wire	36422
3	28A1044	7	Wire Assembly	36422
4	18A2375	1	Dimmer Switch	36422
5	RC417	18	Term-Bullet Wire	36422
	RC422	18	Receptacle, Shur-Plug	36422
6	RC417	1	Term-Bullet Wire	36422
7	RC417	3	Term-Bullet Wire	36422
	RC422	2	Receptacle, Shur Plug	36422
8	28A836	1	Socket	36422
	RC376	1	Flasher	36422
9	RC238	1	Warning Buzzer (In Cab)	36422
10	28A1038	1	Wire Assembly	36422
11	28A1946	1	Wire Assembly	36422
12	RC422	4	Receptacle, Shur-Plug	36422
	RC416	1	Connector, 3-Way	36422
	RC417	5	Term-Bullet Wire	36422
13	28A1045	2	Wire Assembly	36422
14	28A1037	1	Wire Assembly	36422
15	18A3437	1	Wire Assembly	36422
16	26R2	1	Cigarette Lighter	36422
			Note: For The Following Items, See The Keysheet	
			Gauges (See Keysheet M1-73-21.0)	
			Lights (See Keysheet M1-71-25.0)	
			Heater (See Keysheet M1-16-2.0)	
			Defroster (See Keysheet M1-16-0.O)	
	*		MS15572 Replacement Bulbs	96906

**Parts List**  
Tires And Rims

M1-69-21.0

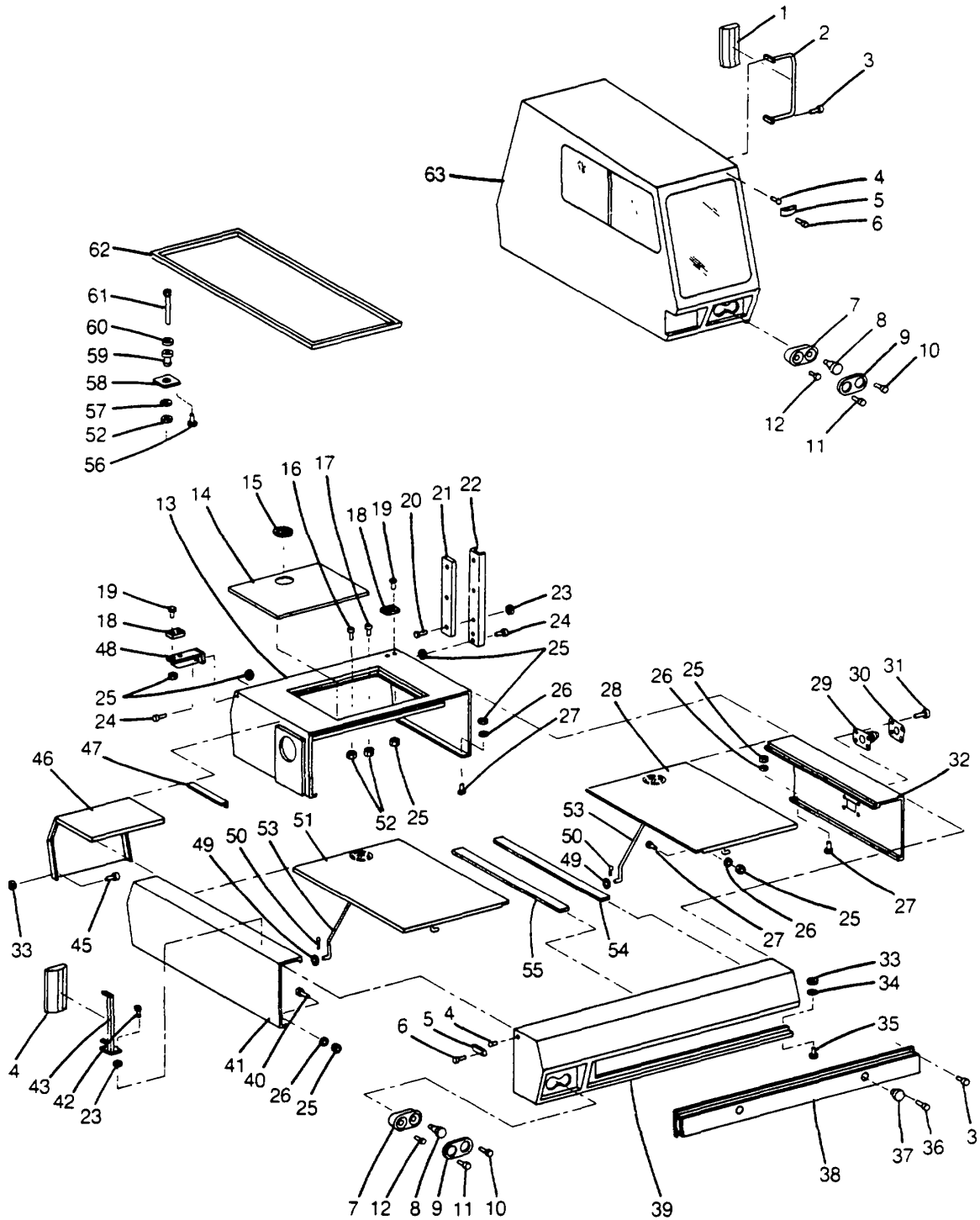


REF.	PART NO.	QTY.	DESCRIPTION	FSCM No.
1	AC3748	8	Extension, Tire Valve	36422
2	1A2625	4	Band, Rim Spacer (Rear Axle)	36422
3	22A840	12	Tire And Rim Assembly	36422
	12A794	1	Valve Protector Plates	36422
	18A4568	1	Rim Base	36422
	18A4569	1	Rim Flange	36422
	18A4570	1	Rim Lock Ring	36422
	22A841	1	Tire & Tube Assembly	36422
	22A2585	1	Tire Flap	36422

Parts List  
Carrier Cab

R284

M1-71-25.0





Parts List

R284

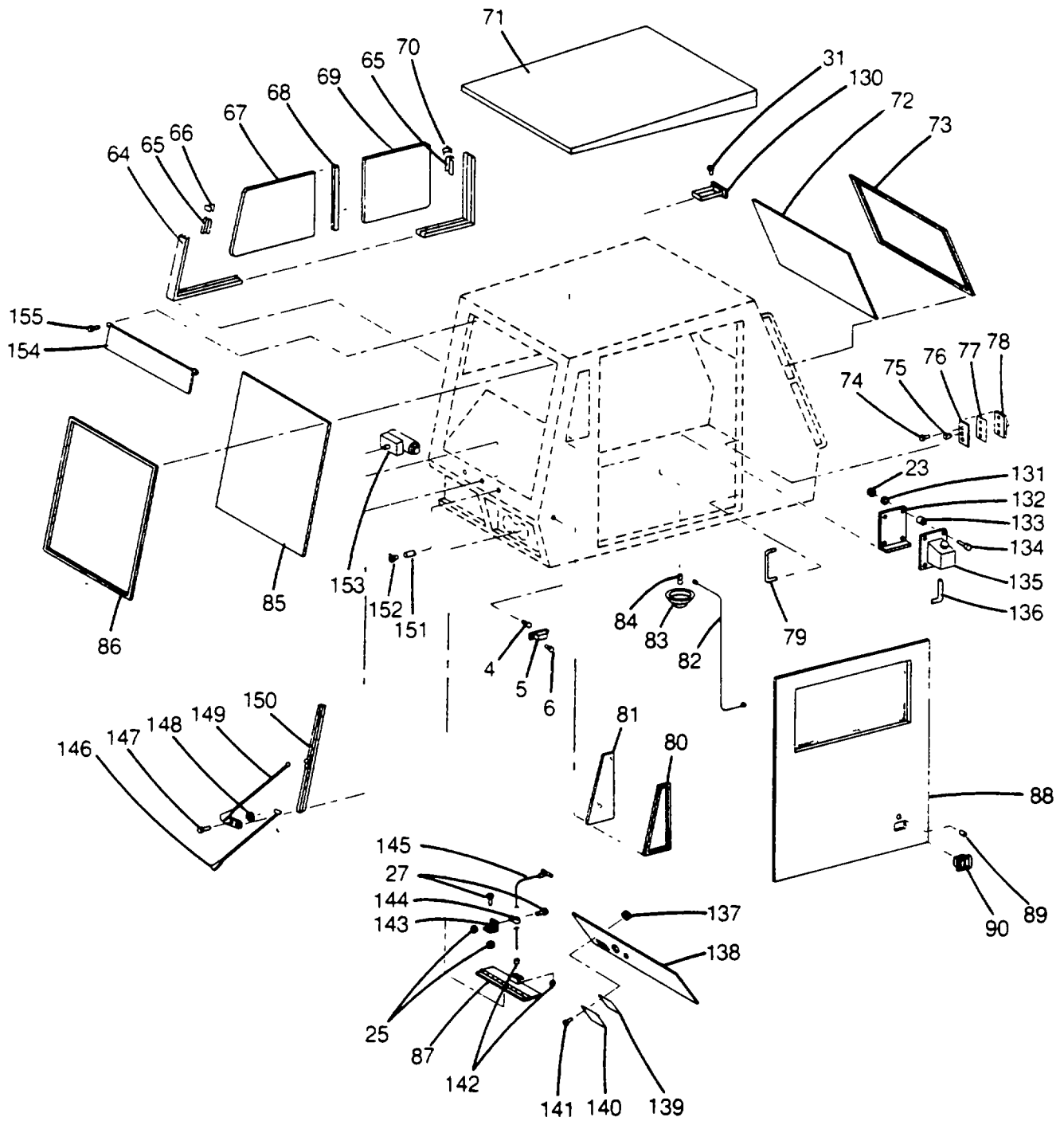
Carrier Cab - Continued

REF.	PART NO.	QTY.	DESCRIPTION	FSCM No.
1	18A4565	1	Mirror Head	36422
2	18A4566	1	Mirror Arm Assembly	36422
3	1X2669	20	Tapping Screw, Pan Head, Thread Forming Type B, Steel, Zinc Plated, #10 X 5/8"	90483
4	1893	7	Incandescent Lamp	08805
5	36A1003	7	Clearance Light	36422
6	1X3317	14	Tapping Screw, Hex Head, Thread Cutting Type, Steel, Zinc Plated, UNC-2A, #8 X 1/2"	90483
7		2	Dual Headlight - See M1-67-24.1	
8		2	Incandescent Lamp - See M1-67-24.1	
9	18A4714	2	Chrome Door Assembly	36422
10	1X5405	12	Tapping Screw, Hex Head, Thread Cutting Type, Steel, Zinc Plated, UNC-2A, #10 X 1/2"	90483
11	1X2248	4	Tapping Screw, Hex Head, Thread Cutting Type, Steel, Zinc Plated, UNC-2A, 1/4" X 1/2"	90483
12	18A1661	8	Tap Screw	36422
13	22A1999	1	Rear Hood Panel	36422
14	3A10517	1	Cover	*
15	3A7318	4	Latch Assembly	*
16	1X3302	2	Capscrew, Hex Head, UNC Class 2A, Grade 5, 1/2" X 1-1/2"	90483
17	1X3734	2	Capscrew, Hex Head, UNC Class 2A, Grade 5, 1/2" X 2"	90483
18	22A2374	2	Boom Guide Cushion	36422
19	1X3357	4	Capscrew, Hex Head, UNC Class 2A, Grade 5, 3/8" X 1-1/2"	90483
20	1X3777	3	Capscrew, Hex Head, UNC Class 2A, Grade 5, 1/4" X 1-1/4"	90483
21	22A2371	1	Boom Guide Cushion	36422
22	22A2259	1	Boom Guide	36422
23	1X5079	13	Locknut, Nylon Insert, Hex, ASL UNC-3B Thread, 1/4"	72968
24	1X3728	4	Capscrew, Hex Head, UNC Class 2A, Grade 5, 3/8" X 1-3/4"	90483
25	1X3809	114	Locknut, Hex, Low Carbon Steel, Zinc Plated, Rockwell C32, Nylon Insert, UNC-3B, 3/8"	72968
26	1X1351	105	Plain Washer, Hot Rolled Mild Steel, Zinc Plated, 3/8"	86157
27	1X3717	77	Capscrew, Hex Head, UNC Class 2A, Grade 5, 3/8" X 3/4"	90483
28	28A1688	1	L.H. Hood Top	36422
29	18A2916	2	Boot	36422
30	NC1789	2	Boot Plate	36422
31	1X2730	24	Tapping Screw, Pan Head, Thread Forming Type AB, Steel, Zinc Plated, #10 X 1/2"	90483
32	22A1996	1	L.H. Side Panel	36422
33	1X5080	15	Locknut, Hex, Low Carbon Steel, Zinc Plated, Rockwell C32, Nylon Insert, UNC-3B, 5/16"	72968
34	1X3	15	Plain Washer, Hot Rolled Mild Steel, Zinc Plated, 5/16"	86157
35	1X2573	15	Capscrew, Hex Head, UNC Class 2A, Grade 5, 5/16" x 1"	90483
36	1X1876	6	Tapping Screw, Hex Head, Thread Cutting Type, Steel, Zinc Plated, UNC-2A, #8 X 3/8"	90483
37		2	Turn Signal - See M1-67-24.1	
38	28A1483	1	Grille	36422
39	22A1995	1	Front Rail	36422
40	1X2574	2	Capscrew, Hex Head, UNC Class 2A, Grade 5, 3/8" X 1"	90483
41	22A1997	1	R.H. Side Panel	36422
42	AC5493	4	Capscrew, Hex Head, UNC Class 2A, Grade 5, 1/4" X 3/4"	36422
43	18A4457	1	Bracket	36422
44	18A4565	1	Mirror	36422

Parts List  
Carrier Cab - Continued

R284

M1-71-25.0



## Parts List

R284

Carrier Cab - Continued

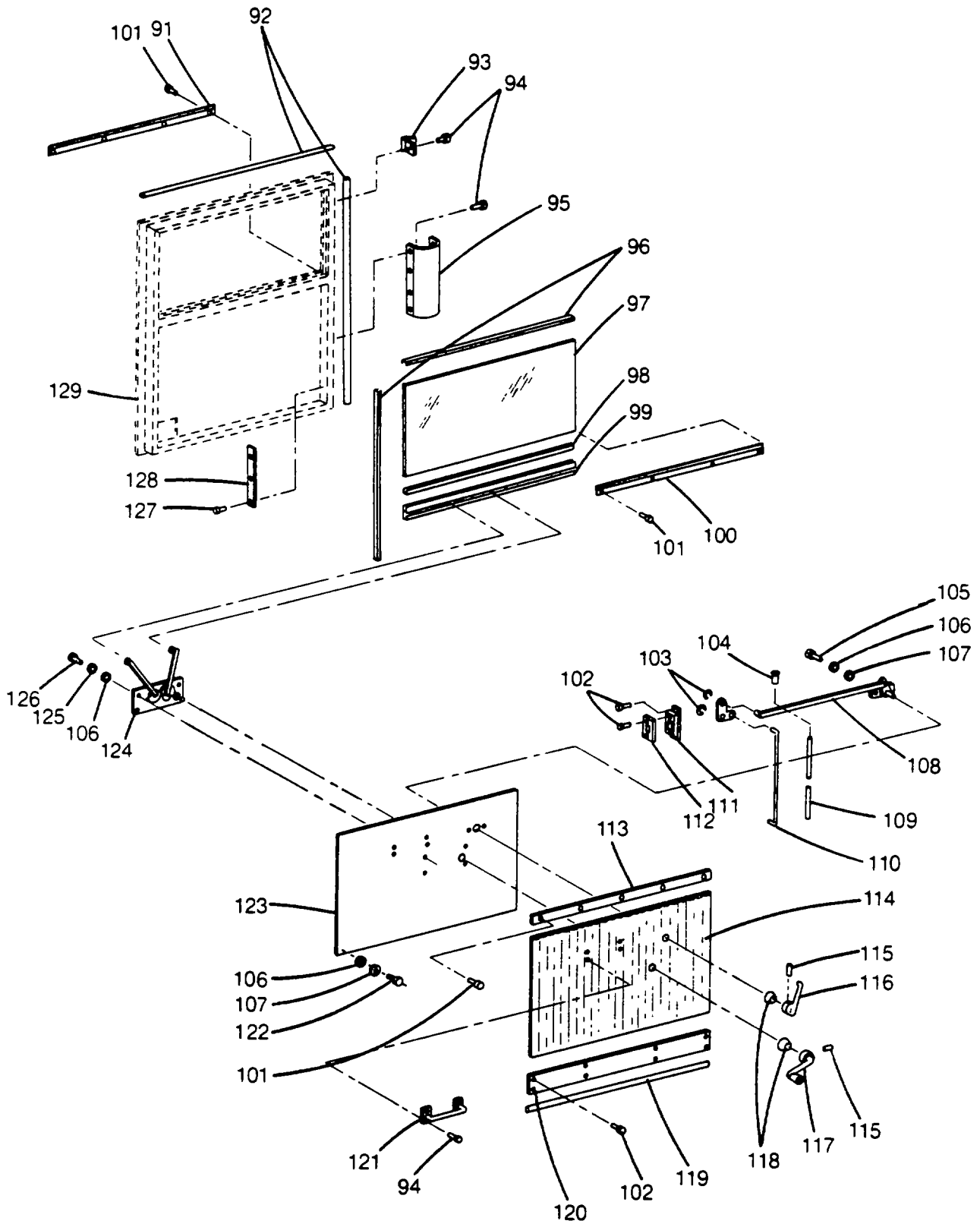
REF.	PART NO.	QTY.	DESCRIPTION	FSCM No.
45	1X2572	7	Capscrew, Hex Head, UNC Class 2A, Grade 5, 5/16" X 3/4"	90483
46	22A1998	1	Rear Hood Top	36422
47	22A2178	1	Hood Ledge	36422
48	22A2260	1	Boom Guide	36422
49	1X4	4	Plain Washer, Hot Rolled Mild Steel, Zinc Plated, 3/8"	86157
50	1X1081	4	Cotter Pin, Extended Prong, Square Cut, 1/16" X 1"	20859
51	28A1689	1	R.H. Hood Top	36422
52	1X3808	12	Locknut, Nylon Insert, Hex ASL UNC-3B Thread, 1/2"	72968
53	22A1697	2	Bar	36422
54	28A1486	1	Top Support	36422
55	28A1485	1	Center Hood Support	36422
56	1X3971	8	Capscrew, Hex Head, UNC Class 2A, Grade 5, W/Patch, 3/8" X 1"	72968
57	CA81	4	Washer	36422
58	28A1335	4	Cab Mount	36422
59	18A3662	4	Vibration Pad	36422
60	28A1336	4	Spacer	36422
61	1X3765	2	Capscrew, Hex Head, UNC, Class 2A, Grade 5, Zinc Plated, 1/2" X 5" (Rear)	90483
	1X3739	2	Capscrew, Hex Head, UNC, Class 2A, Grade 5, Zinc Plated, 1/2" X 3-1/4" (Front)	90483
62	824036002	AR	Rubber Strip, Closed Cell Neoprene Sponge Rubber, 1-1/2" X 2"	08737
63	28A1234	1	Cab Assembly	36422
64	3A7549	1	Double Glass Run Channel	*
65	18N322	2	Finger Lift	*
66	3A7547	1	Lock	*
67	3A9583	1	Side Sliding Window	*
68	3Q525	1	Weather Stripping	*
69	3A9582	1	Side Sliding Window	*
70	3A7548	1	Lock	*
71	3A7546	1	Roof Head Liner	*
72	3A9581	1	Rear Window	*
73	3A5738	1	Mounting Rubber	*
74	3A12908	2	Machine Screw	*
75	3A7540	1	Striker Pin	*
76	3A7542	1	Striker Pin Plate	*
77	3A7541	AR	Shim	*
78	3A7543	1	Plate	*
79	3A7551	1	Grab Handle	*
80	3A5725	1	Mounting Rubber	*
81	3A7640	1	Side Window	*
82	3A7545	1	Wire Harness	*
83	3A7537	1	Dome Light	*
84	MS35478	1	Incandescent Lamp	08805
85	3A9584	1	Front Window	*
86	3A7538	1	Mounting Rubber	*
87	3A7546	1	Vent Door	*
88	3A7552	1	Door Assembly	*
89	3A7500	1	Lock Cylinder & Keys	*
90	3A7499	1	Outside Door Handle	*
91	3A7508	1	Weather Swipe	*

M1-71-25.0 (4 of 7)

Parts List  
Carrier Cab - Continued

R284

M1-71-25.0



## Parts List

R284

Carrier Cab - Continued

REF.	PART NO.	QTY.	DESCRIPTION	FSCM No.
92	3A2028	1	Rubber Seal	*
93	3A2026	4	Hinge	*
94	3A7523	AR	Machine Screw	*
95	3A12794	1	Check Strap	*
96	3A2035	3	Glass Run Channel	*
97	3A9585	1	Glass Assembly	*
	3A12905	1	Glass	*
98	3A12906	1	Glass Setting Strip	*
99	3A12907	1	Regulator Bottom Channel	*
100	3A2036	1	Weather Strip	*
101	3A7512	AR	Machine Screw	*
102	3A7505	AR	Machine Screw	*
1033A7525		2	Hair Pin Clip	*
1043A7507		1	Push Button	*
1053A7513		2	Machine Screw	*
1063A7503		AR	Washer	*
1073A7502		AR	Finish Washer	*
1083A7514		1	Remote Control Assembly	*
1093A7521		1	Rod Assembly	*
1103A7522		1	Rod Assembly	*
1113A7504		1	Inside Latch Assembly	*
1123A7506		1	Latch Cover	*
1133A7535		1	Trim Retainer	*
1143A7529		1	Vinyl Cover	*
1153A7530		2	Pin	*
1163A7534		1	Door Handle	*
1173A7531		1	Window Crank	*
1183A7533		2	Escutcheon	*
1193A10526		1	Rubber Seal	*
1203A7527		1	Kick Plate	*
1213A7524		1	Grab Handle	*
1223A10527		AR	Machine Screw	*
1233A7532		1	Door Panel	*
1243A12135		1	Window Regulator	*
1253A7519		6	Lockwasher	*
1263A7518		6	Screw	*
1273A7516		AR	Machine Screw	*
1283A7515		1	Door Channel Spacer	*
1293A7509		1	Outside Door Panel	*
13018A4675		1	Ash Tray	36422
1311X2404		12	Plain Washer, Hot Rolled Mild Steel, Zinc Plated, 1/4"	86157
13228A1609		1	Bracket	36422
13318A3727		4	Spacer	36422
1341X3783		6	Capscrew, Hex Head, UNC Class 2A, Grade 5, 1/4" X 2"	90483
13528A1649		1	Reservoir Kit	36422
136822014002		AR	Windshield Wiper And Washer Hose, EPDM Type Synthetic Rubber Durometer - Shore A - 68-78, 5/32" I.D. [7' (2.13m)]	24161
1371X4638		6	Locknut, Hex, Low Carbon Steel, Zinc Plated, Rockwell C32, Nylon Insert, UNC-3B, #10	72968
13822A2772		1	Toe Board	36422
13918A3733		1	Pedal Hole Rubber Gasket	36422
<b>M1-71-25.0 (6 of 7)</b>				

**Parts List**  
Carrier Cab - Continued

R284

**M1-71-25.0**

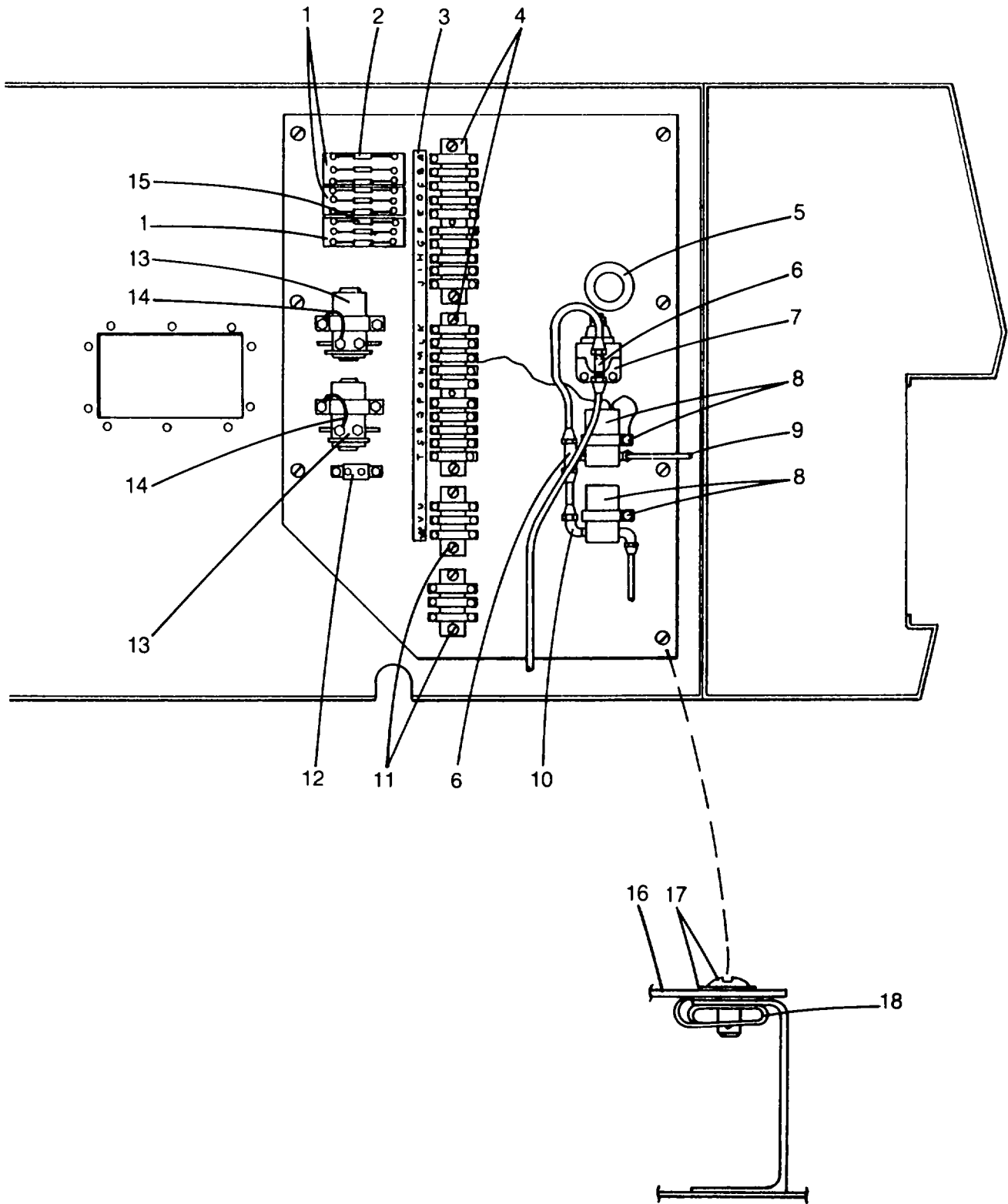
REF.	PART NO.	QTY.	DESCRIPTION	FSCM No.
14018A	3487	1	Pedal Hole Cover Plate	36422
14111X	624	6	Machine Screw, Round Head, Carbon Steel ASTF1 A307, Zinc Plated, #10 X 1"	90483
142HC	2470	2	Stop	36422
14322A	2666	1	Bracket	36422
144HC	70	1	Clip	36422
145	22A2665	1	Air Vent Control	36422
14628A	1440	1	Wiper Arm	36422
1471X	4546	2	Capscrew, Hex Head, UNF, Class 2A, Grade 5, Zinc Plated, 1/4" X 3/4"	90483
1481X	1912	2	Locknut, Nylon Insert, Hex ASL UNF-3B Thread, 1/4"	72968
14928N	1175	1	Pantograph Adaptor	36422
15028A	1441	1	Windshield Wiper Blade	36422
151822	2014001	AR	Windshield Wiper And Washer Hose, EPDM Type Synthetic Rubber Durometer - Shore A - 68-78, 7/64" I.D. [1' (0.31m) (2 Required)]	24151
15228A	1650	1	Nozzle Kit	36422
15328A	1945	1	Windshield Wiper Motor	36422
15419A	2450	1	Sun Visor	36422
1551X	1766	2	Tapping Screw, Hex Head, Thread Cutting Type, Steel, Zinc Plated, 1/4"- 20 X 3/4"	90483

**M1-71-25.0 (7 of 7)**

Parts List

Left Hand Side Panel Sub Assembly

M1-71-29.0



## Parts List

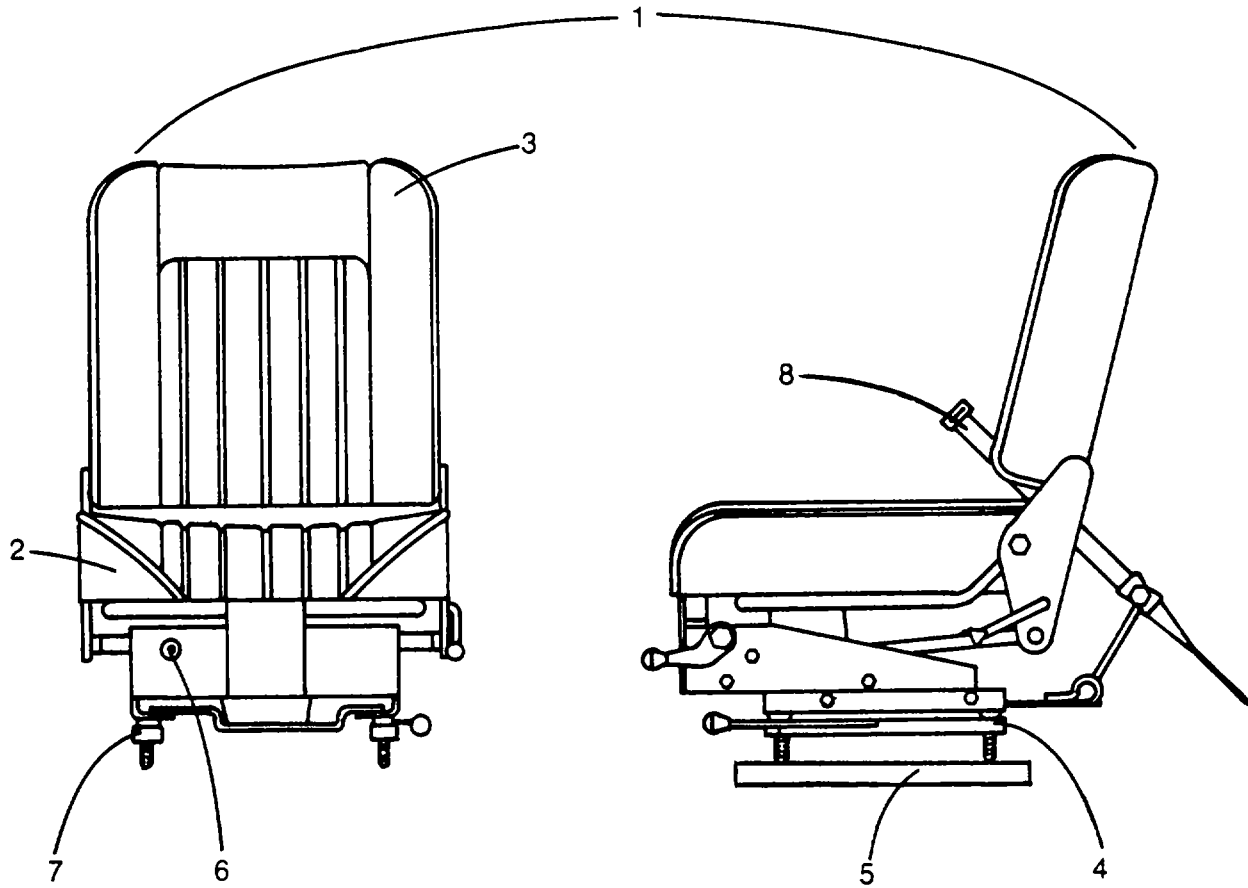
## Left Hand Side Panel Sub Assembly - Continued

REF.	PART NO.	QTY.	DESCRIPTION	FSCM No.
1	18A3434	3	Fuse Block	36422
	1X5064	6	Locknut, Hexagon, Low Carbon Steel, Zinc Plated, Rockwell C32, Nylon Insert, UNC-3B, #8	72968
	1X3540	6	Machine Screw, Round Head, Carbon Steel ASTM A307, Zinc Plated, #8 /X 5/8"	90483
2	18A3447	8	Fuse, AGC-10	36422
3	18A2523	1	Decal	36422
4	RC230	2	Terminal Block	36422
	1X3540	4	Machine Screw, Round Head Carbon Steel, ASTM A307, Zinc Plated, #8 X 5/8"	90483
	1X5064	4	Locknut, Hexagon, Low Carbon Steel, Zinc Plated, Rockwell C32, Nylon Insert, UNC-3B, #8	72968
5	18A3732	1	Rubber Grommet	36422
6	AC3764	2	Tee	36422
7	AC3683	1	Low Pressure Indicator	36422
	AC5493	2	Capscrew, 1/4" X 3/8"	36422
	1X5079	2	Locknut, Hexagon, Low Carbon Steel, Zinc Plated, Rockwell C32, Nylon Insert, UNC-3B, 1/4"	72968
8	12A1033	2	Solenoid Air Valve	36422
	1J1193	2	Tube Clamp	36422
	1X3731	2	Capscrew, Hex Head, UNF-Class-2A - Grade 5, Zinc Plated 1/4" X 5"	90483
	1X5079	2	Locknut, Hexagon, Low Carbon Steel, Zinc Plated, Rockwell C32, Nylon Insert, UNC-3B, 1/4"	72968
	1X2	2	Plain Washer, Hot Rolled Mild Steel, Zinc Plated, 1/4"	86157
9	810040001	AR	Air Brake Tubing, Thermoplastic, Black, Moisture Absorption 0.2% ASTM-D-570 .375 I.D.	06229
	1X4736	1	Elbow, 900 Male Brass, 3/8" X 1/4"	09505
10	HC343	1	Elbow	36422
11	18A2364	2	Terminal Block	36422
	1X3540	4	Machine Screw, Round Head, Carbon Steel, ASTM A307, Zinc Plated, #8 X 5/8"	90483
	1X5064	4	Locknut, Hexagon, Low Carbon, Steel, Zinc Plated, Rockwell C32, Nylon Insert, UNC-3B, #8	72968
12	25H173	1	Circuit Breaker	36422
	1X3731	2	Capscrew, Hex Head, UNF-Class-2A-Grade 5, Zinc Plated, 1/4" X 5"	90483
	1X5079	2	Locknut, Hexagon, Low Carbon Steel, Zinc Plated, Rockwell C32, Nylon Insert, UNC-3B, 1/4"	72968
13	1X2	2	Plain Washer, Hot Rolled Mild Steel, Zinc Plated, 1/4H	86157
	36A2990	2	12 Volt Solenoid	36422
	1X3731	2	Capscrew, Hex Head, UNF-Class-2A-Grade 5, Zinc Plated, 1/4" X 5"	90483
	1X5079	4	Locknut, Hexagon, Low Carbon Steel, Zinc Plated, Rockwell C32, Nylon Insert, UNC-3B, 1/4"	72968
14	28A1038	2	Wire Assembly	36422
15	45A688	1	Fuse AGC-15	36422
16	22A2160	1	Sheet	36422
17	1X4791	7	Quarter Turn Steel, Steel Fastner Zinc Plated W/Clear Chromate Finish, .709" Lg.	71286
	1X4715	7	Quarter Turn Stud Retainer, Nylon, Natural Color, .202"	71286
	1X4716	7	Quarter Turn Receptacle, Clip-On Style, Steel, 1"	71286
<b>M1-71-29.0 (2 Of 2)</b>				



**Parts List**  
Carrier Seat

M1-72-12.0



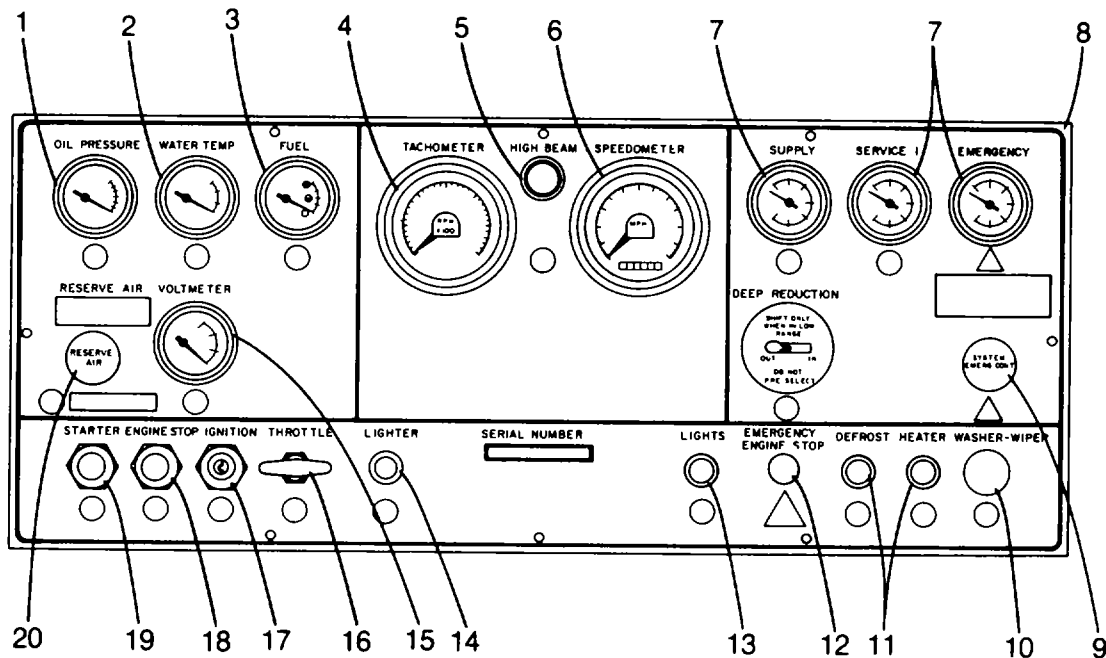
NA312-A

REF.	PART NO.	QTY.	DESCRIPTION	FSCM No.
1	22A2124	1	Seat Assembly	36422
2	3A8057	1	Seat Cushion	*
3	3A8058	1	Back Cushion	*
	3A8059	3	Shock, Internal	*
4	3A8060	1	Track W/Handle	*
5	22A1886	1	Seat Base	36422
6	3A8064	1	Air Valve	*
	3A8065	1	Air Hose, Internal	*
	3A8063	1	Control HO se, Internal	*
7	3A8062	1	Slave Track	*
8	22A884	1	Seat Belt Label	36422
			Mounting Hardware As Follows	
	1X2147	4	Capscrew, Hex Head, UNC Class 2A - Grade 5, 1/2" X 1-1/4"	90483
	1X3808	4	Locknut, Hexagon, Low Carbon Steel, Zinc Plated, Rockwell C32, Nylon Insert, UNC-3B, 1/2"	72968
	1X2573	4	Capscrew, Hex Head, UNC Class 2A - Grade 5, 5/16" X 1"	90483
	1X5080	4	Locknut, Hexagon, Low Carbon Steel, Zinc Plated, Rockwell C32, Nylon Insert, UNC-3B, 5/16"	72968
			* See Vendor Annex List For FSCM NO.	

Parts List

M1-73-21.0

Carrier Cab Dash Assembly



NA213-B

REF.	PART NO.	QTY.	DESCRIPTION	FSCM No.
1	22A2169	1	Oil Pressure Gauge	36422
2	22A2170	1	Water Temperature Gauge	36422
3	22A2171	1	Fuel Gauge	36422
4	28A1808	1	Tachometer	36422
5	22A2175	1	High Beam	36422
6	28A1817	1	Electric - Speedometer/Odometer	36422
7	22A2172	3	Air Pressure Gauge	36422
8	22A2447	1	Dash Plate	36422
	22A2451	1	Dash Decal	36422
9	18A248	1	Control Valve	36422
10	28A1651	1	Washer/Wiper Switch	36422
11	20R88	2	Rheostat Switch	36422
12	17A1205	1	Plug Button	36422
13	18A2362	1	Headlight Switch	36422
14	26R2	1	Cigarette Lighter	36422
	IX4065	1	Lockwasher, External Tooth, Carbon Steel, Type A, 7/8"	20859
	8A1884	2	Flat Washer	36422
15	22A2168	1	Voltmeter	36422
16	19A1978	1	Throttle Control Cable	36422
17	18A4389	1	Ignition Switch	36422
18	HC2273	1	Push Switch	36422

**Parts List**

## Carrier Cab Dash Assembly - Continued

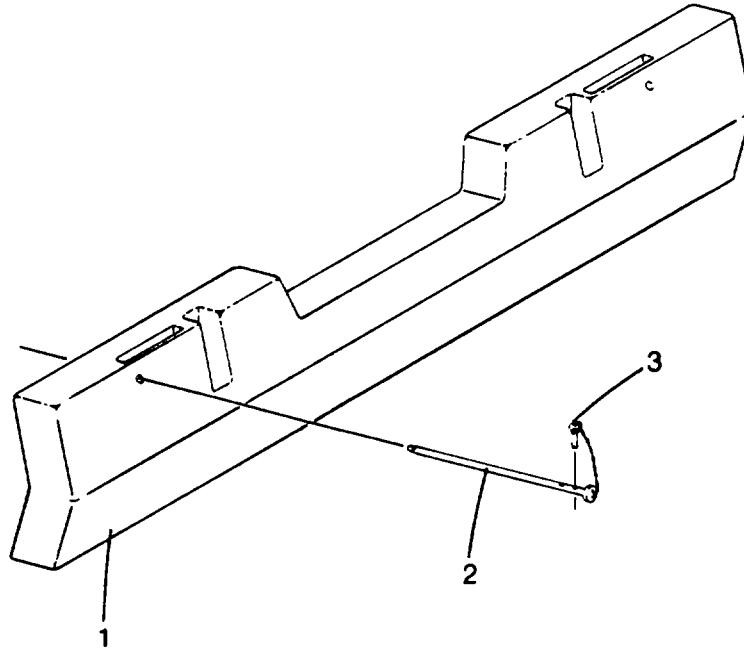
REF.	PART NO.	QTY.	DESCRIPTION	FSCM No.
19	HC2273	1	Push Switch	36422
20	18A247	1	Control Valve	36422

Parts List

R583

M 1-74-8.0

Bumper Counterweight Assembly



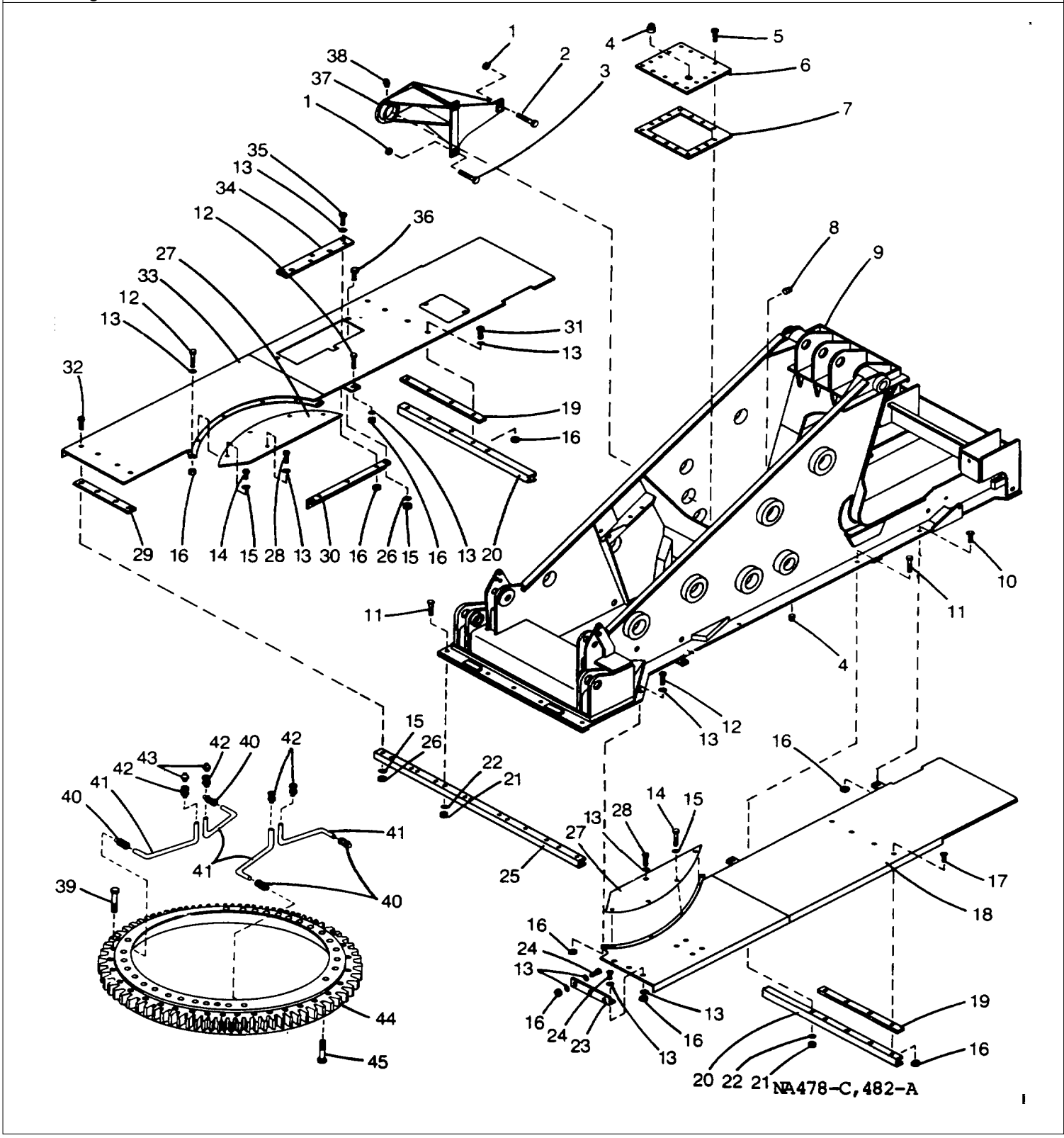
REF.	PART NO.	QTY.	DESCRIPTION	FSCM No.
1	22A2452	1	"A" Bumper Counterweight	36422
	22A2815		AR Shim	36422
	51N5322		AR Shim	36422
2	22A2518	2	Bumper Counterweight Pin W/C	36422
3	22A2497	2	Detent Ball Lock Pin	36422

Parts List

R1283

M3-1-63.0

Revolving Frame



## Parts List

R1283

Revolving Frame - Continued				
REF.	PART NO.	QTY.	DESCRIPTION	FSCM No.
1	1X111	3	Locknut, Nylon Insert, Hexagon, Low Carbon Steel, UNS-3B Thread, Rockwell C32, Zinc Plated, Grade 5, 1"	72968
2	1X2523	1	Capscrew, Hex Head, UNS Class 2A, Grade 5, Zinc Plated 1" x 5"	90483
3	18B19	2	Bolt36422	
4	1X832	2	Square Head Pipe Plug, Steel, 1-1/4" (Drain & Fill)	09505
5	1X4062	15	Locking Capscrew, Hex Head, N.C. UNC Class 2A, Grade 5, 3/8" x 3/4"	72968
6	22B73	1	Bevel Gear Case Cover	36422
7	22B29	1	Gasket	36422
8	1X830	1	Square Head Pipe Plug, Steel, 3/4" (Check)	09505
9	22B457	1	Revolving Frame	36422
10	1X3734	3	Capscrew, Hex Head, UNC Class 2A, Grade 5, 1/2" x 3-1/2"	90483
11	IX3771	7	Capscrew, Hex Head, UNC Class 2A, Grade 5, 3/4" x 3-1/2"	90483
12	1X2775	6	Capscrew, Hex Head, UNC Class 2A, Grade 5, 1/2" x 2-1/4"	90483
13	1X6	27	Plain Washer, Hot Rolled Mild Steel, Zinc Plated, 1/2"	86157
14	1X3971	8	Locking Capscrew, Hex Head, N.C. UNC Class 2A, Grade 5, 3/8" x 1"	72968
15	1X4	14	Plain Washer, Hot Rolled Mild Steel, Zinc Plated, 3/8"	86157
16	LX3808	26	Locknut, Nylon Insert, Hexagon, Low Carbon Steel, Zinc Plated, Rockwell C32, UNC-3B, 1/2"	72968
17	1X3735	3	Capscrew, Hex Head, UNC Class 2A, Grade 5, 1/2" X 2-1/2"	90483
18	22B529	1	Platform	36422
19	22B363	AR	Shim, 3/4"	36422
	22B364	AR	Shim, 1"	36422
20	22B361	1	Platform Support	36422
21	1X4513	7	Locknut, Nylon Insert, Hexagon, Low Carbon Steel, Zinc Plated, Rockwell C32, UNC-3B, 3/4"	72968
22	1X1402	7	Plain Washer, Hot Rolled Mild Steel, Zinc Plated, 3/4"	86157
23	22B468	1	Angle	36422
24	IX3718	6	Capscrew, Hex Head, UNC Class 2A, Grade 5, 1/2" x 1-3/4"	90483
25	22B676	1	Support	36422
26	1X3809	6	Locknut, Nylon Insert, Hexagon, Low Carbon Steel, Zinc Plated, Rockwell C32, UNC-3B, 3/8"	72968
27	22B353	2	Cover	36422
28	1X4148	8	Locking Capscrew, Hex Head, N.C. UNC Class 2A, Grade 5, 3/8" x 1"	90483
29	22B359	AR	Shim, 1"	36422
	22B360	AR	Shim, 3/4"	36422
30	22B169	1	Angle	36422
31	1X3303	4	Capscrew, Hex Head, UNC Class 2A, Grade 5, 1/2" x 2-3/4"	90483
32	1X3256	4	Capscrew, Hex Head, UNC Class 2A, Grade 5, 3/8" x 2-1/2"	90483
33	22B527	1	Platform	36422
34	22B419	1	Cover	36422
35	LX3302	3	Capscrew, Hex Head, UNC Class 2A, Grade 5, 1/2" x 1-1/2"	90483
36	1X3599	2	Capscrew, Hex Head, UNC Class 2A, Grade 5, 3/8" x 1-1/4"	90483
37	22B12	1	Bearing Support 0	36422
38	CC397	1	Grease Fitting, 1/8", 30, Steel, Ball Check At Top	78385
39	IX5161	45	Capscrew, Hex Head, UNC Class 2A, Grade 8, Steel, 1-1/2" x 8"	90483
40	17A11457	4	Male Connector, Flareless, Brass, Natural, 1/4" x 1/4"	09505

M3-1-63.0 (2 of 3)

## Parts List

R1283

**M3-1-63.0**

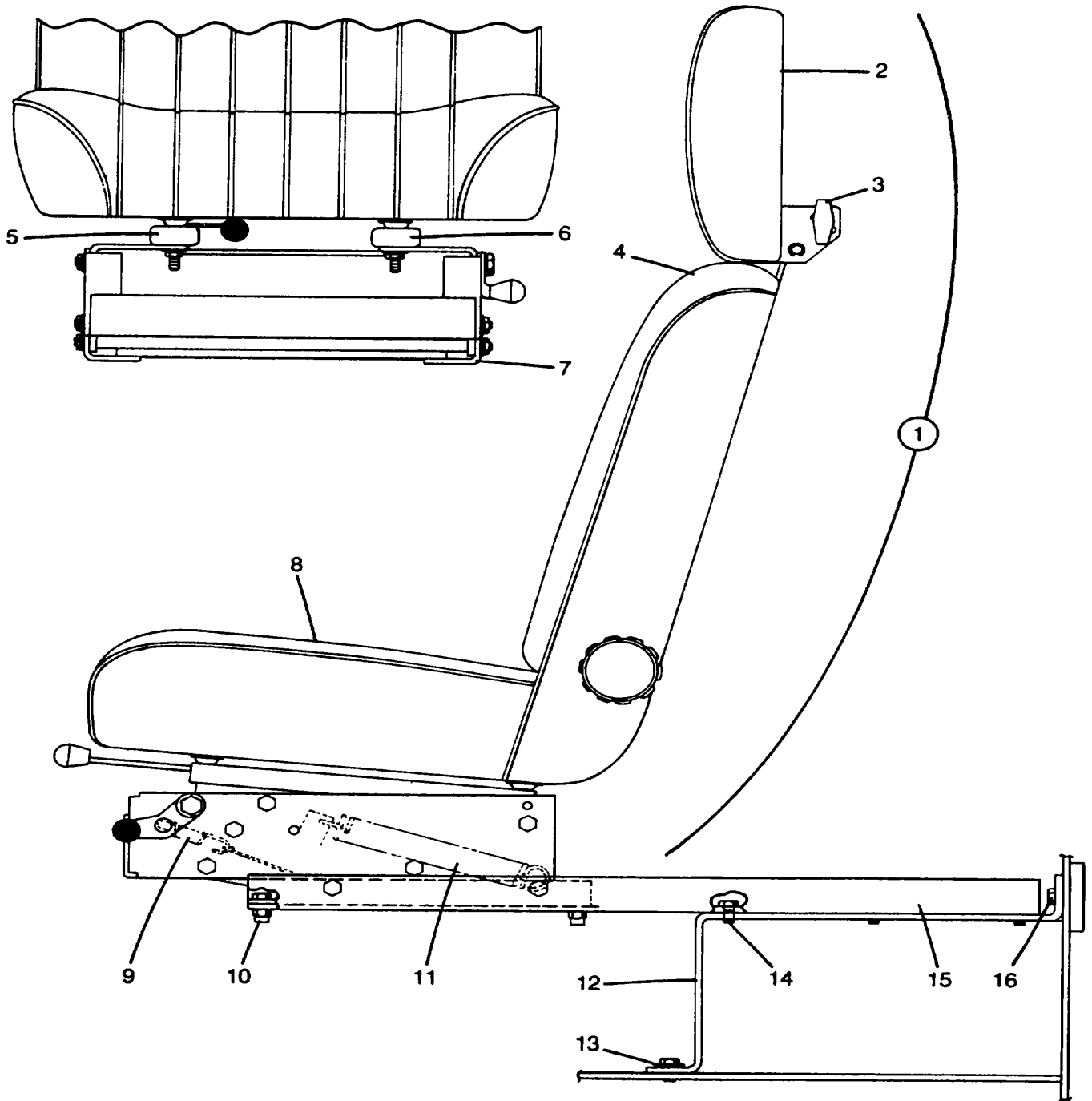
Revolving Frame - Continued				
REF.	PART NO.	QTY.	DESCRIPTION	FSCM No.
41	963002009	AR	Round Tubing, 0.18% Maximum Carbon, Electric-Resistance-Welded, Cold Drawn And Annealed, SAE J525, 1/4" O.D. x 0.028" Wall x 22" (4 Required)	96593
42	1X1135	4	Male Connector, Flareless, Brass, Natural, 1/4" x 1/8"	09505
43	1X812	2	Grease Fitting, 1/8", 90, Steel, Bright Zinc Plated, Ball Check At Tap	78385
44	22B437	1	Turntable Bearing	36422
45	1X4342	28	Capscrew, Hex Head, UNC Class 2A, Grade 8, Steel, 1-1/2" x 9"	90483

**M3-1-63.0 (3 of 3)**

Parts List

M3-2-15.0

Operator's Seat And Mounting



NA264-D



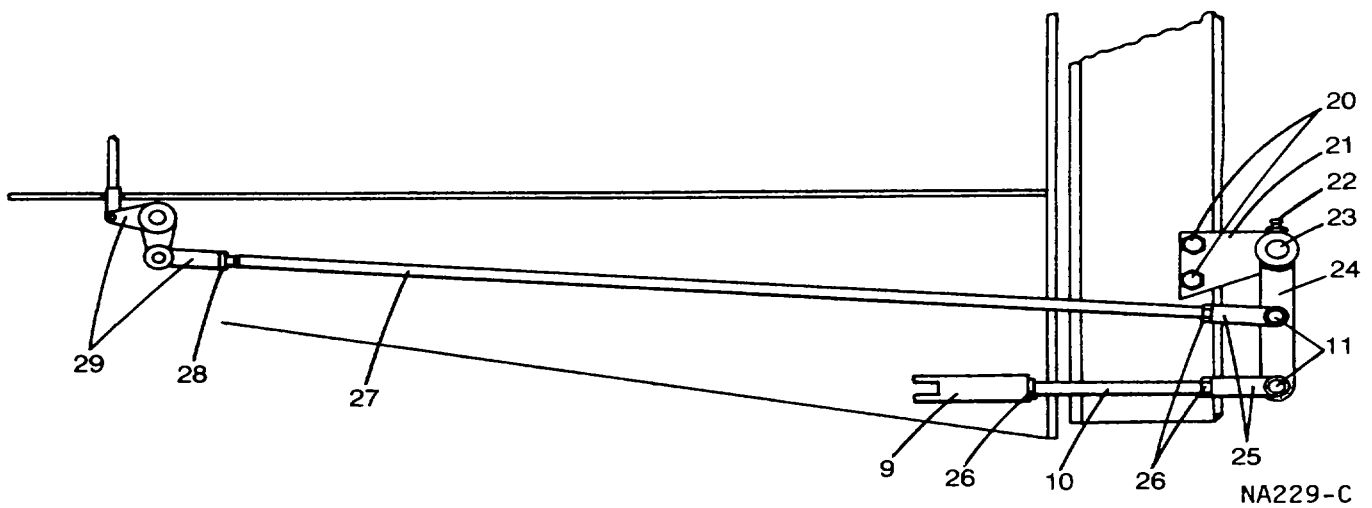
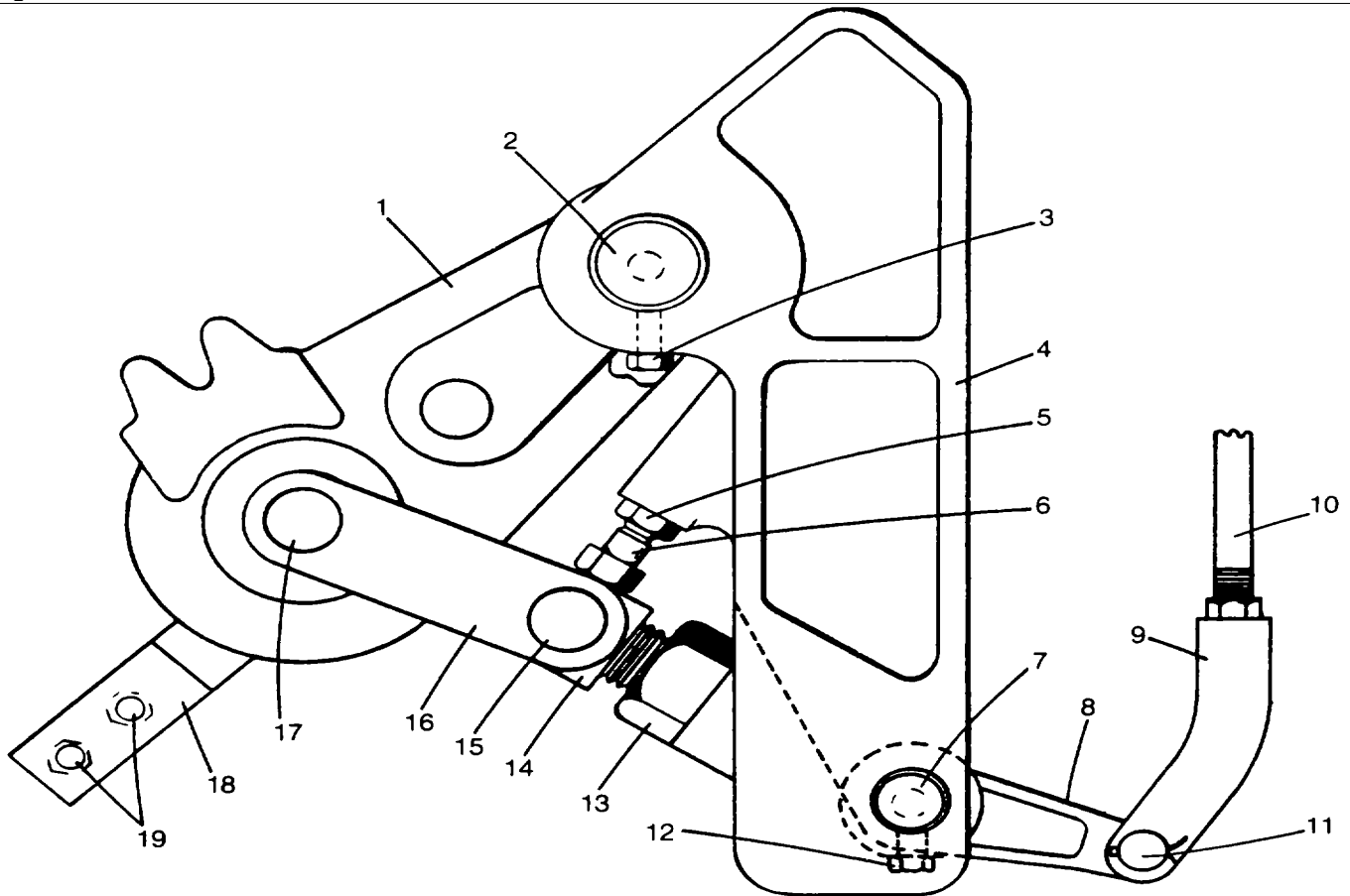
## Parts List

REF.	PART NO.	QTY.	DESCRIPTION	FSCM No.
1	22N974	1	Operator's Seat	36422
2	3N34	1	Head Rest	*
	3N37	1	Pad	*
3	3P208	1	Knob *	
4	3N33	1	Back Rest (Cover Only)	*
5	3N35	1	Control Track	*
6	3N36	1	Free Track	*
7	3N31	1	Riser Assembly	*
8	3N32	1	Seat Cushion (Cover Only)	*
9	3N38	1	Tension Spring	*
10	1X2573	4	Capscrew, Hex Head, UNC Class 2A - Grade 5, 5/16" X 1"	90483
	1X5080	4	Locknut, Hexagon, Low Carbon Steel, Zinc Plated, Rockwell C32, Nylon Insert, UNC-3B, 5/16"	72968
11	3N39	1	Tension Spring	36422
12	22N1363	1	Cover	36422
13	1X2760	3	Hex Head, Tapping Screw, Thread Cutting Type, Steel, Zinc Plated, 3/8" X 3/4"	90483
	1X4	3	Plain Washer, Hot Rolled Mild Steel, Zinc Plated, 3/8"	86157
14	1X4062	6	Locking Capscrew, Hex Head, UNC Class 2A - Grade 5, 3/8" X 3/4"	72968
15	22N1395	1	Bracket (Right Side)	36422
	22N1396	1	Bracket (Left Side)	36422
16	1X2574	3	Capscrew, Hex Head, UNC Class 2A, Grade 5, 3/8" X 1"	90483
	1X4	3	Plain Washer, Hot Rolled Mild Steel, Zinc Plated, 3/8"	86157
	1X3809	3	Locknut, Hexagon, Low Carbon Steel Zinc Plated, Rockwell C32, Nylon Insert, UNC - 3B, 3/8"	72968
			* See Vendor Annex List	

Parts List

M3-6-33.0

Swing Lock Control



NA229-C

Parts List

Swing Lock - Continued				
REF.	PART NO.	QTY.	DESCRIPTION	FSCM No.
1	18J27	1	Pawl 36422	
2	22J470	1	Pin 36422	
3	1X688	1	Hex Socket Set Screw, Half Dog Point, NC-3 Threads, Heat Treated Alloy Steel, Natural, 1/2" X 1-1/4"	90483
	1X183	1	Finished Hexagon Jam Nut, Coarse Thread, Steel, Zinc Plated, 1/2"	90483
4	22J432	1	Swing Lock Housing	36422
5	1X199	1	Hexagon Jam Nut, 3/4" UNF-2B, Steel, Zinc Plated,	90483
6	IX2458	1	Capscrew, Hex Head, UNF-Class 2A- Grade 5, Zinc Plated, 3/4" X 2-1/4"	90483
7	22J469	1	Pin	36422
8	18J37	1	Lever	36422
9	22J444	1	Clevis	36422
10	22J443	1	Threaded Rod	36422
11	JC22	3	Pin, Yoke	36422
	LX1086	3	Cotter Pin, Extended Prong, Square Cut, 1/8" X 1"	20859
12	1X688	1	Hex Socket Set Screw, Half Dog Point, NC-3 Threads Alloy Steel, Natural, 1/2" X 1-1/4"	90483
	1X183	1	Finished Hexagon Jam Nut, Coarse Thread, Steel, Zinc Plated, 1/2"	90483
13	1X177	1	Finished Hex Nut, American Standard, Fine Thread, Carbon Steel, 1-1/2"	90483
14	18J36	1	Bolt	36422
15	9F96	1	Pin	36422
	8J491	AR	Shim, 12 Gauge	36422
	1X1097	1	Cotter Pin, Extended Prong, Square Cut, 1/4" X 1-3/4"	20859
16	18J33	2	Link	36422
17	9F96	1	Pin	36422
	8J491	AR	Shim, 12 Gauge	36422
	1X1097	1	Cotter Pin, Extended Prong, Square Cut, 1/4" X 1-3/4"	20859
18	18J34	1	Bracket	36422
	18J35	AR	Shim, 14 Gauge	36422
	18J240	AR	Shim, 18 Gauge	36422
19	1X4148	2	Locking Capscrew, Hex Head, UNC Class 2A-Grade 5, 1/2" X 1"	72968
20	IX3896	2	Capscrew, Hex Head, UNC Class-2A - Grade 5, 5/8" X 1-1/2"	90483
21	22J1629	1	Bracket	36422
22	1X812	1	Grease Fitting, 1/8" -27 Dryseal PTF-SAE Short	20859
23	1X3226	1	Hex Socket Head Shoulder Screw, Stripper Bolts, NC-3 Threads, Alloy Steel, 3/4" X 1-1/2"	90483
	DC453	2	Bearing	36422
	1X184	1	Finished Hexagon Jam Nut, Coarse Thread, Steel, Zinc Plated, 5/8"	90483
24	22J441	1	Lever	36422
25	JC646	2	Clevis	36422
26	1X198	3	Hexagon Jam Nut, 5/8" UNF-2B, Steel, Zinc Plated	90483
27	22J917	1	Threaded Rod	36422
28	1X196	1	Hexagon Jam Nut, 1/2" UNF-2B, Steel, Zinc Plated	90483
29			See Master Clutch Swing Brake And Lock Controls M7-9-37.0	

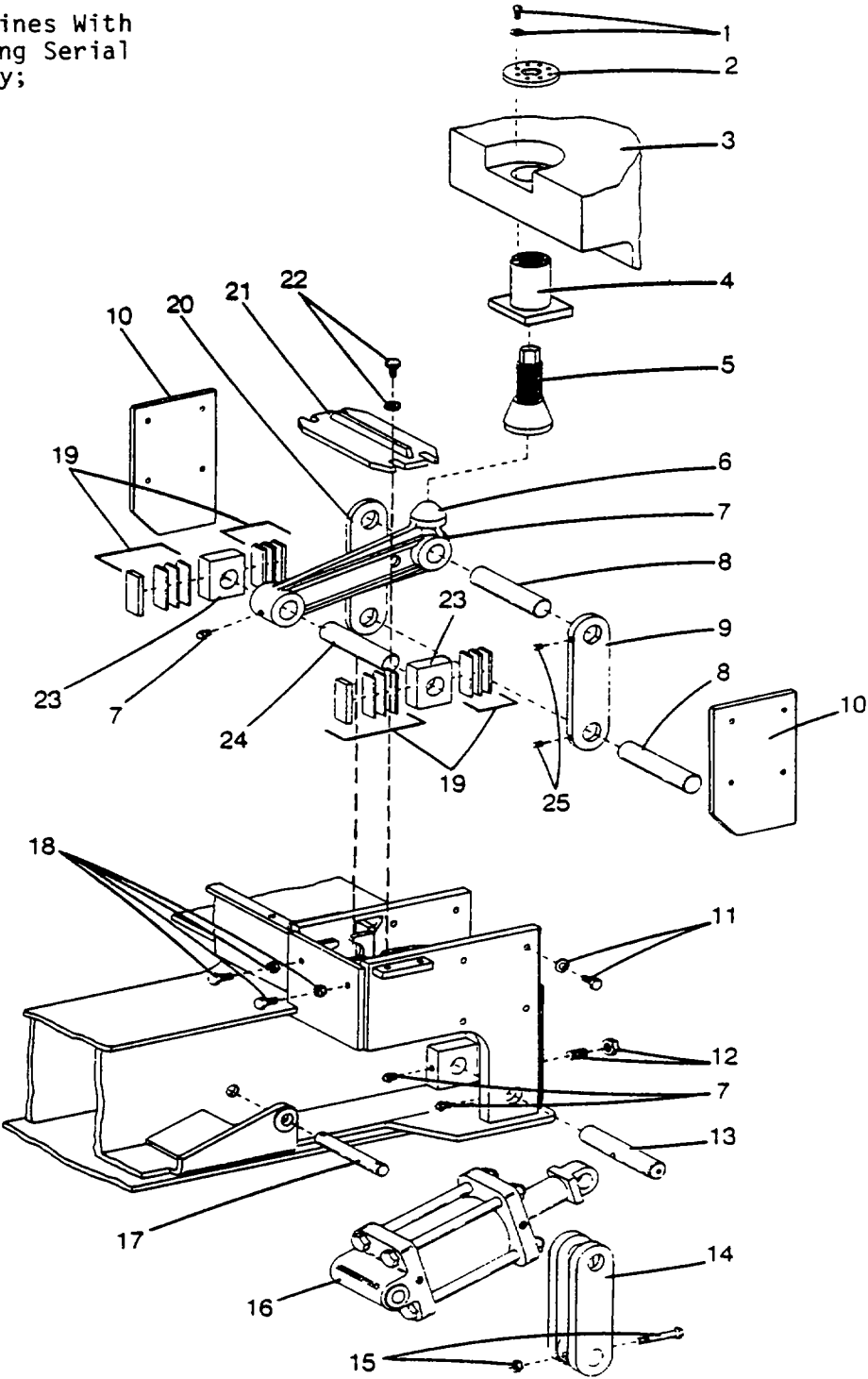
Parts List

R482

M3-10-74.0

"AB" Counterweight And Removal Assembly

Use On Machines With  
The Following Serial  
Numbers Only;  
22H1-146C  
22H1-147C  
22H1-152C



Parts List

R482

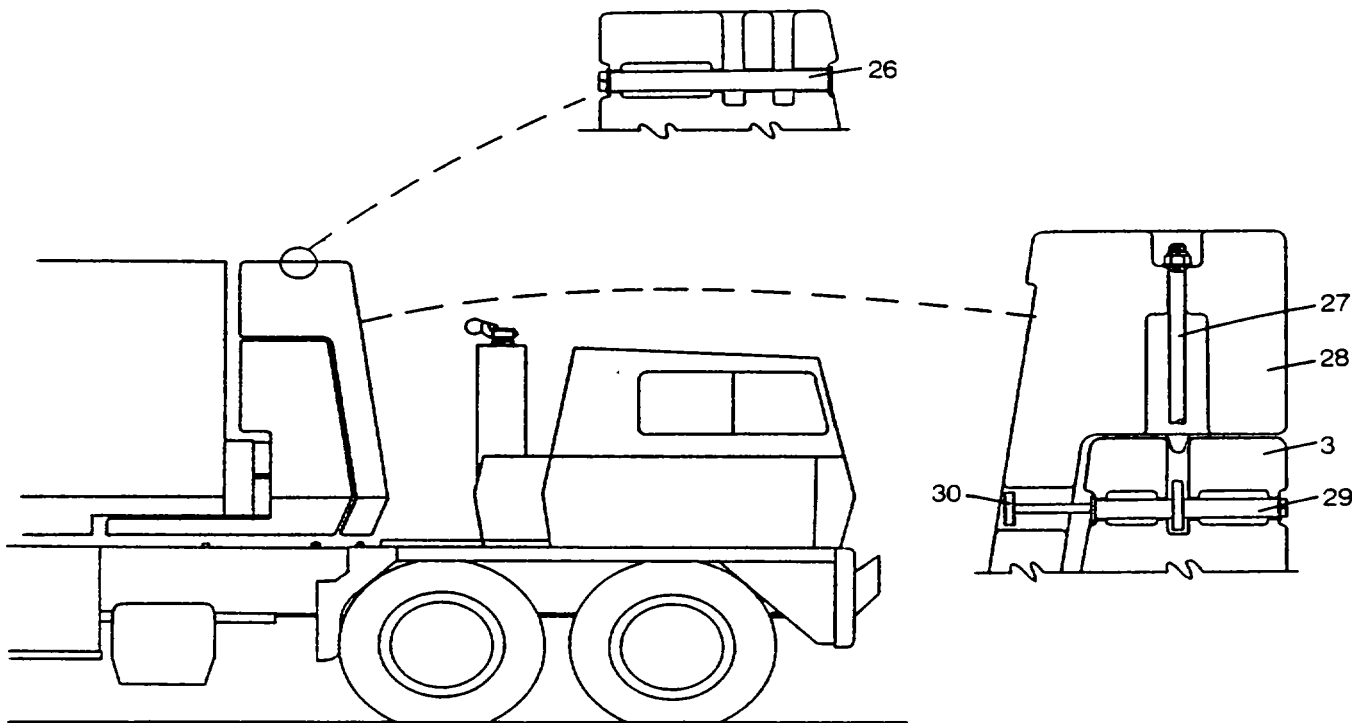
"AB" Counterweight And Removal Assembly - Continued				
REF.	PART NO.	QTY.	DESCRIPTION	FSCM No.
1	1X3918	16	Locking Capscrew, Hex Head, UNC Class 2A, Grade 5, 3/8" X 1-1/2"	72968
	1X6	16	Plain Washer, Hot Rolled Mild Steel, Zinc Plated, 1/2"	86157
2	18B157	2	Plate	36422
3	22B498	1	Removable Counterweight "A" 30,000# (67,200 Kg.)	36422
4	18B162	1	Screw Block	36422
5	18B477	2	Adjusting Screw	36422
6	18B119	2	Arm Lever	36422
7	IX812	8	Grease Fitting, 1/8" -27 Dryseal PTF-SAE Short	78385
8	18B86	4	Pin	36422
9	18B70	2	Plate	36422
10	18B81	4	Plate	36422
11	1X3918	8	Locking Capscrew, Hex Head, UNC Class 2A, Grade 5, 3/8" X 1-1/2"	72968
	1X4	8	Plain Washer, Hot Rolled, Mild Steel, Zinc Plated, 3/8"	86157
12	18B191	2	Setscrew	36422
	1X187	2	Finished Hexagon Jam Nut, Coarse Thread, Steel, Zinc Plated, 1"	90483
13	18B87	2	Pin	36422
14	18B71	2	Link	36422
15	1X2611	2	Capscrew, Hex Head, UNC Class 2A - Grade 5, 3/8" X 3-1/2"	90483
	1X98	2	Locknut, Nylon Insert, Hexagon, Low Carbon Steel, Rockwell C32 Maximum, Zinc Plated, 3/8"	72968
16			Counterweight Cylinder, See M3-10-75.0	
17	22J1756	2	Pin	36422
18	IX596	4	Setscrew, Square Head, Cup Point, Coarse Thread, Carbon Steel Case Hardened, 1/2" X 2"	90483
	1X183	4	Finished Hexagon Jam Nut, Coarse Thread, Steel, Zinc Plated, 1/2"	90483
19	18B116	4	Bar	36422
	18B111	AR	Shim, 1/4"	36422
	18B113	AR	Shim, 16 Ga.	36422
20	18B481	2	Plate	36422
21	188114	2	Cover Plate	36422
22	1X4019	8	Locking Capscrew, Hex Head, UNC Class 2A, Grade 5, 1/2" X 2"	72968
	1X6	8	Plain Washer, Hot Rolled, Mild Steel Zinc Plated, 1/2"	86157
23	18B115	4	Bar	36422
24	18B76	2	Pin	36422
25	1X487	4	Setscrew, Hex Socket, Cup Point, NC-3 Threads, Heat-Treated Alloy Steel, 3/8" X 3/4"	90483

Parts List

R482

M3-10-74.0

"AB" Counterweight And Removal Assembly - Continued

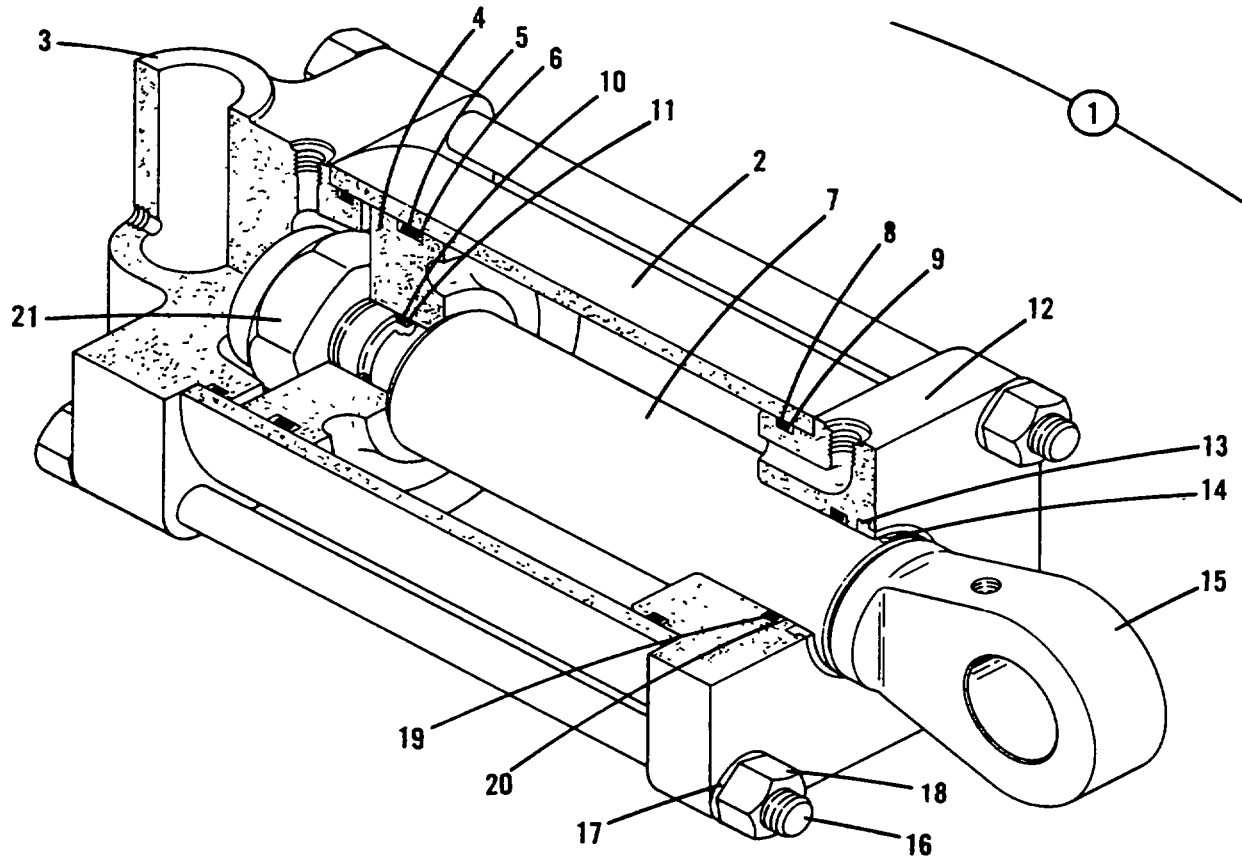


REF.	PART NO.	QTY.	DESCRIPTION	FSCM No.
26	22B506	2	Pin 36422	
	BC1240	2	Spacer 36422	
	1X1103	2	Cotter Pin, Extended Prong, Square Cut, 5/16" X 3"	20859
27	18B268	2	Counterweight Connecting Link	36422
	1X5404	2	Locknut, Hexagon, Low Carbon Steel, Zinc Plated, Rockwell	72968
			C32 Nylon Insert, UNC-3B, 1-1/2"	
	1X23	2	Plain Washer, Hot Rolled, Mild Steel, Zinc Plated, 1-1/2"	86157
28	22B501	1	Upper Counterweight "B" 30,000# (67,200 Kg.)	36422
29	22B504	2	Pin	36422
	BC1240	2	Spacer	36422
	1X1103	2	Cotter Pin, Extended Prong, Square Cut, 5/16" X 3"	20859
30	22B507	2	T-Handle	36422

Parts List

M3-10-75.0

Counterweight Removal Cylinder

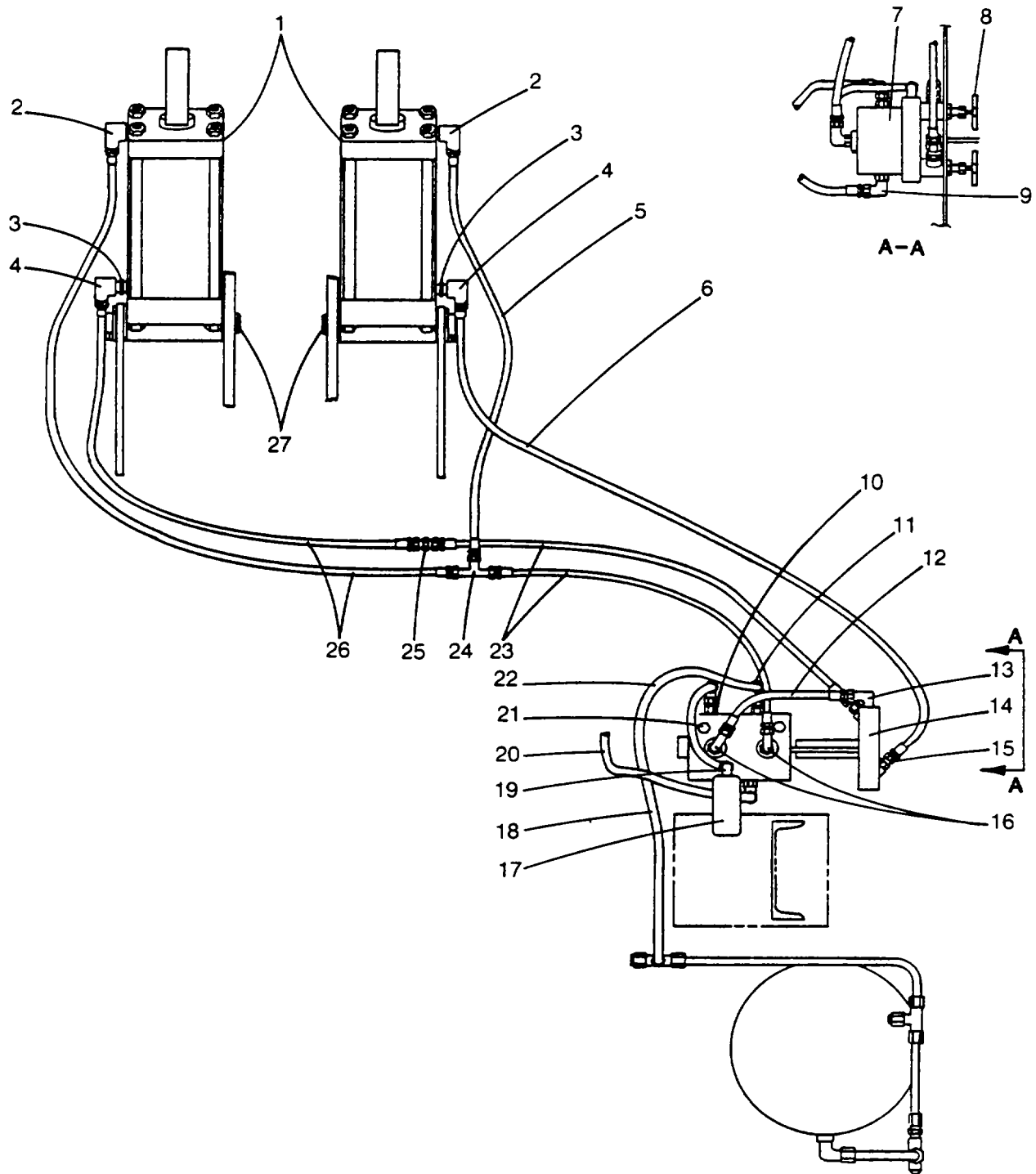


REF.	PART NO.	QTY.	DESCRIPTION	FSCM No.
1	22J1754	1	Cylinder Assembly* Included in 3X260	36422
2	18J1026	1	Cylinder Body Seal Kit	36422
3	22J1753	1	End Cap	36422
4	18J1032	1	Piston	36422
5	22A457 *	2	Washer Back-Up	36422
6	22A458 *	1	"O" Ring	36422
7	18J1029	1	Piston Rod	36422
8	25V386 *	2	"O" Ring36422	
9	25V388 *	2	Back-Up Ring	36422
10	SM477*	1	"O" Ring	36422
11	25C48*	2	Back-Up Ring	36422
12	18J1031	1	Gland	36422
13	18J1067*	1	Rod Wiper Seal	36422
14	1X4137	1	Rollpin, Carbon Steel, 3/16" X 2-1/4"	09505
15	18J1030	1	Rod End	36422
16	12A2027	4	Hex Bolt	36422
17	13D145	4	Serrated Safety Spring Washer	36422
18	1X4105	4	Hex Nut, Heavy Semi-Finished, Steel, UNF-2B, 3/4"	90483
19	1K302 *	1	"O" Ring	36422
20	18J1068*	1	Back-Up Ring	36422
21	1X4136	1	Locknut, Carbon Steel, Nylon Insert, UNC-3A, 1-3/4"	72968

Parts List

M3-10-82.0

Counterweight Removal Lines





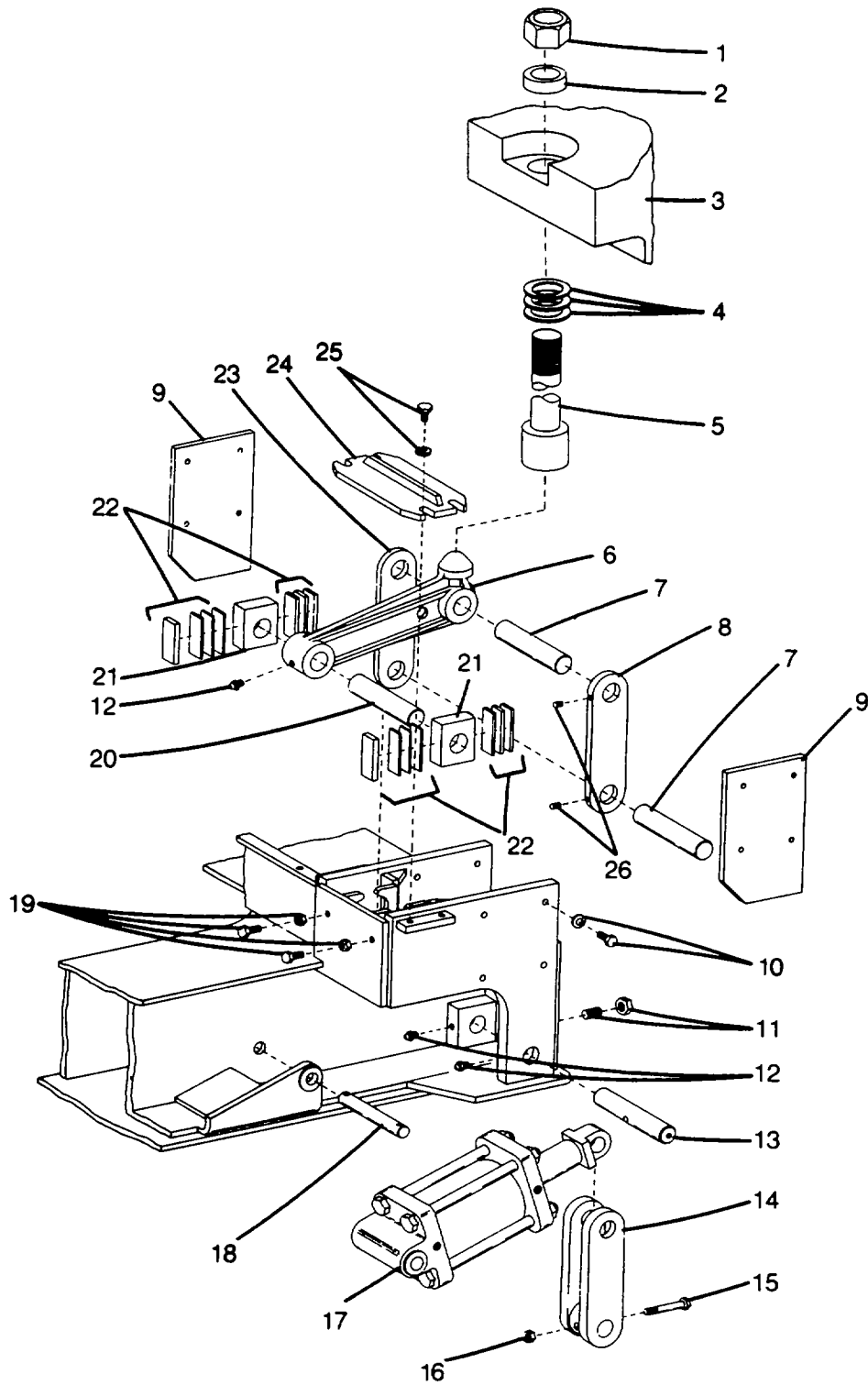
## Parts List

Counterweight Removal Lines - Continued				
REF.	PART NO.	QTY.	DESCRIPTION	FSCM No.
1	22J1754	2	Counterweight Cylinder (See Keysheet M3-10-75.0)	36422
2	1J1189	2	Elbow	36422
3	1X1152	2	Male Connector, 730 Flare, Steel, 1/2" X 3/8"	09505
4	1X2802	2	900 Swivel Nut Elbow, 370 Flare, Steel, 1/2" X 3/4" -16	09505
5	28J596	1	Hose Assembly	36422
6	28J599	1	Hose Assembly	36422
7	22J1759	1	Control Valve (See Keysheet M7-8-198.0)	36422
8	18J64	2	Needle Valve	36422
9	1X3668	1	90° Straight Thread Elbow, Steel W/Locknut Washer And "O" Ring, 3/4" X 1-1/16"	09505
	1X2816	1	Reducer - Tube End, 370 Flare, Steel, 3/4" X 1/2"	09505
	1X2690	1	Tube Nut, 370 Flare, Steel, Zinc Plated, 3/4"	09505
10	1X2802	1	900 Swivel Nut Elbow, 37° Flare, Steel, 1/2" X 3/4" -16	09505
	1X3225	1	Connector, Straight Thread, Steel, Zinc Plated, W/O Ring, 1/2" X 7/8" -14	09505
11	1X2802	1	90° Swivel Nut Elbow, 370 Flare, Steel, 1/2" X 3/4" -16	09505
	1X2952	1	Connector, Straight Thread, Steel, Zinc Plated, W/O Ring, 1/2" X 1-1/16" -12	09505
12	1J1200	1	Hose Assembly	36422
13	1X1173	1	90° Male Elbow, 37° Flare, Steel, 1/2" X 1/4"	09505
14	1A3692	1	Bar	09505
15	1X1128	2	Connector - Male, 370 Flare, Steel, 1/2" X 1/4"	36422
16	1X2810	2	900 Straight Thread Elbow, Steel W/Locknut Washer And "O" Ring, 1/2" X 3/4" -16	09505
17	31J2363	1	Oil Filter (See Keysheet M7-2-29.0)	36422
18	9J198	1	Hose Assembly	36422
19	1X1180	1	90° Male Elbow, 370 Flare, Steel, 1/2" X 1/2"	09505
20	1J3840	1	Hose Assembly	36422
21	1X3757	3	Capscrew, Hex Head, UNC Class 2A - Grade 5, 3/8" X 2"	90483
	1X4	3	Plain Washer, Hot Rolled Mild Steel, Zinc Plated, 3/8"	86157
	1X3809	3	Locknut, Hexagon Low Carbon Steel, Zinc Plated, Rockwell C32 Nylon Insert, UNC 38, 3/8"	72968
22	28J1240	1	Hose Assembly	36422
23	39J409	2	Hose Assembly	36422
24	1X1149	1	Union Tee, 37° Flare, Steel, Zinc Plated, 1/2"	09505
25	1X1157	1	Union - 37° Flare, Steel, Zinc Plated, 1/2"	09505
26	38J520	2	Hose Assembly	36422
27	22J1756	2	Pin	36422
	12C56	2	Rod End	36422
	1X3968	2	Locking Capscrew, Hex Head, UNC lass 2A, Grade 5, 5/16" X 3/4"	72968
	1X1800	4	Grease Fitting, 1/8" X 90°, Steel	78385

Parts List

M3-10-89.0

Counterweight Assembly



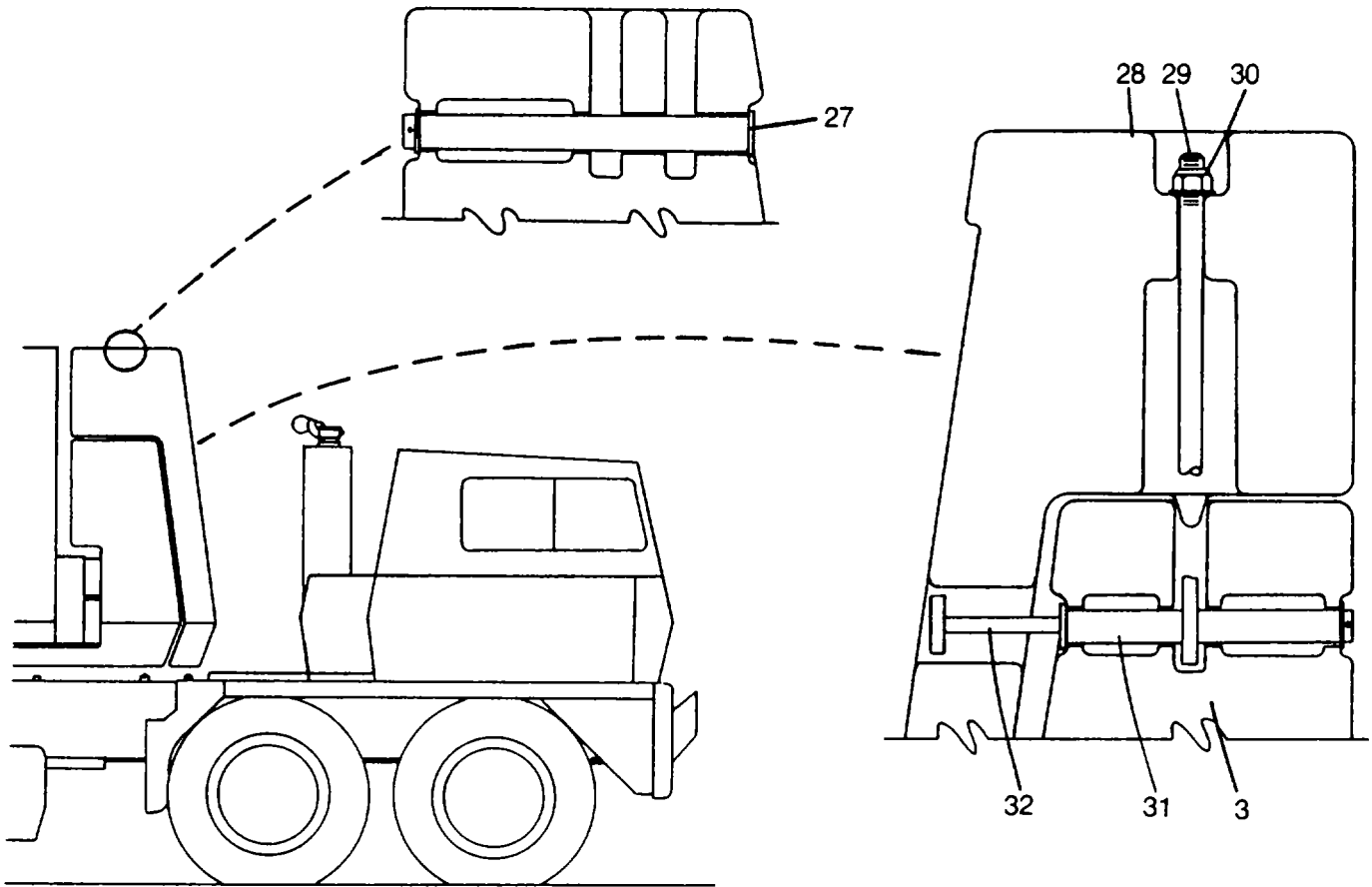
## Parts List

Counterweight Assembly - Continued				
REF.	PART NO.	QTY.	DESCRIPTION	FSCM No.
1	1X163	2	Nut, Finished Hexagon, Carbon Steel, American Standard, UNC-2B, 2"	90483
2	22B656	AR	Spacer	36422
3	22B654	1	"A" Counterweight, 30,000# (13608kg)	36422
4	22B657	AR	Shim	36422
	22B658	AR	Shim, 1/4"	36422
	22B659	AR	Shim, 1/2"	36422
5	22B655	2	Adjusting Screw	36422
6	18B119	2	Lever Arm	36422
7	18B86	4	Pin	36422
8	18B481	2	Plate	36422
9	18B81	4	Plate	36422
10	IX3918	8	Locking Capscrew, Hex Head, UNC Class 2A, Grade 5, 3/8" X 1-1/2"	72968
	1X4	8	Plain Washer, Hot Rolled, Mild Steel, Zinc Plated, 3/8"	86157
11	18B191	2	Set Screw	36422
	1X187	2	Finished Hexagon Jam Nut, Coarse Thread, Steel, Zinc Plated, 1"	90483
12	1X812	8	Grease Fitting, 1/8" - 27 Dryseal PTF - SAE Short	78375
13	18B87	2	Pin	36422
14	18B71	2	Link	36422
15	1X2611	2	Capscrew, Hex Head, UNC Class 2A - Grade 5, 3/8" X 3-1/2"	78385
16	1X98	2	Locknut, Nylon Insert, Hexagon, Low Carbon Steel, Rockwell C32 Maximum, Zinc Plated, 3/8"	90483
17		2	Counterweight Cylinder, See M3-10-75.0	
18	22J1756	2	Pin	36422
19	1X596	4	Setscrew, Square Head, Cup Point, Coarse Thread, Carbon Steel Case Hardened, 1/2" X 2"	90483
	1X183	4	Finished Hexagon Jam Nut, Coarse Thread, Steel, Zinc Plated, 1/2"	72968
20	18B76	2	Pin	36422
21	18B115	4	Bar	36422
22	18I81	AR	Shim, 1/4"	36422
	18B113	AR	Shim, 16 Ga.	36422
23	18B70	2	Plate	36422
24	18B114	2	Plate	36422
25	IX4019	8	Locking Capscrew, Hex Head, UNC Class 2A - Grade 5, 1/2" X 2"	90483
	1X6	8	Plain Washer, Hot Rolled, Mild Steel, Zinc Plated, 1/2"	86157
26	1X487	4	Setscrew; Hex Socket, Cup Point, NC-3 Threads, Heat-Treated Alloy Steel, 3/8" X 3/4"	90483

Parts List

M3-10-89.0

Counterweight Assembly - Continued



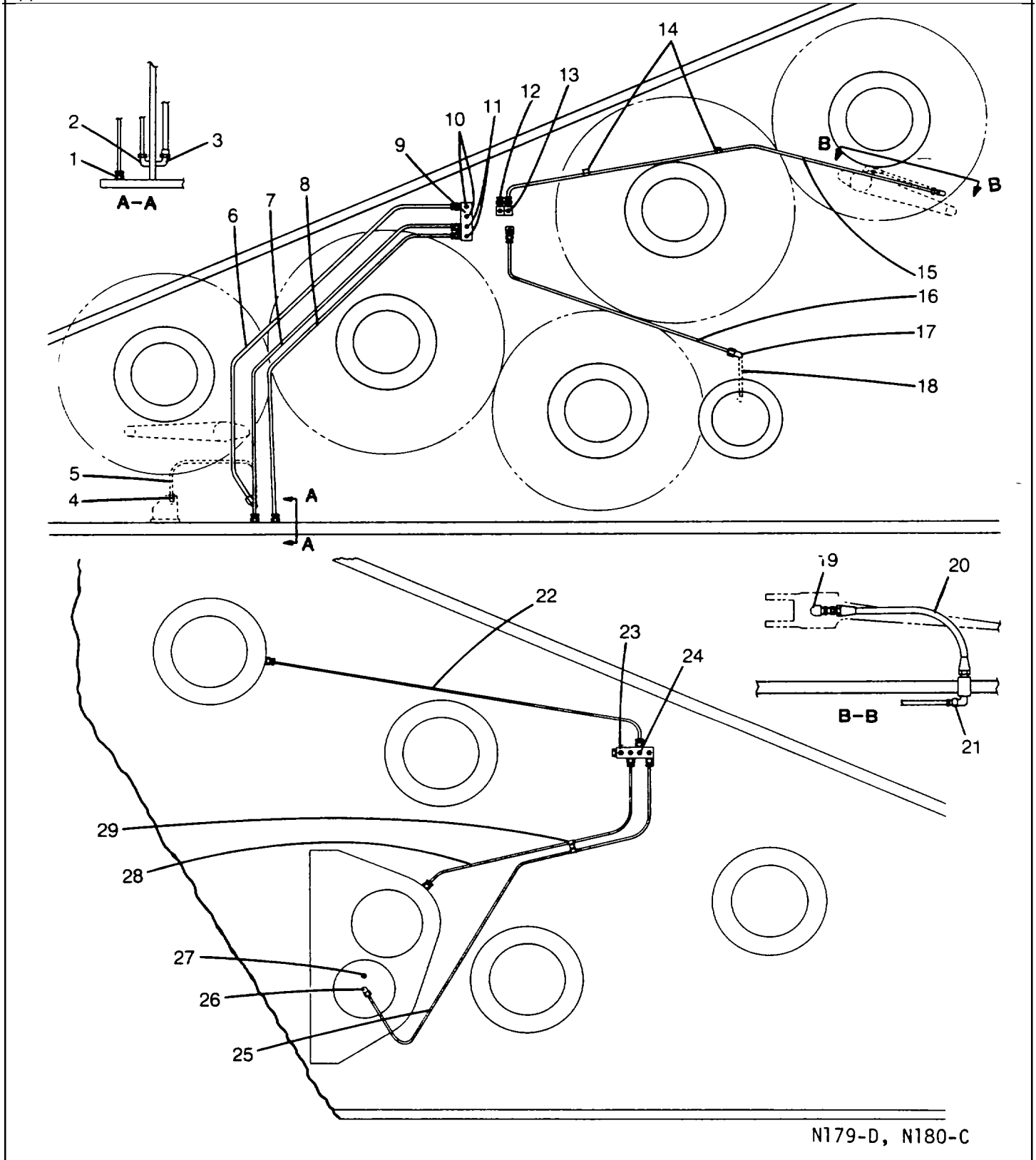
REF.	PART NO.	QTY.	DESCRIPTION FSCM No.	
27	22B506	2	Pin 36422	
	18B686	2	Spacer 36422	
	1X1103	2	Cotter Pin, Extended Prong, Square Cut, 5/16" X 3"	
28	22B501	1	"B" Counterweight, 30,000# (13608gk)	20859
29	18B268	2	Connecting Link	36422
30	1X5404	2	Locknut, Hexagon, Low Carbon Steel, Zinc Plated, Rockwell C32, Nylin Insert, UNC-3B, 1-1/2"	72968
	1X23	2	Plain Washer, Hot Rolled, Mild Steel, Zinc Plated, 1-1/2"	86157
31	22B504	2	Pin	36422
	18B686	2	Spacer	36422
	1X1103	2	Cotter Pin, Extended Prong, Square Cut, 5/16" X 3"	20859
32	22B507	1	"T" Handle	36422

Parts List

R883

M3-11-12.0

Upper Grease Lines



## Parts List

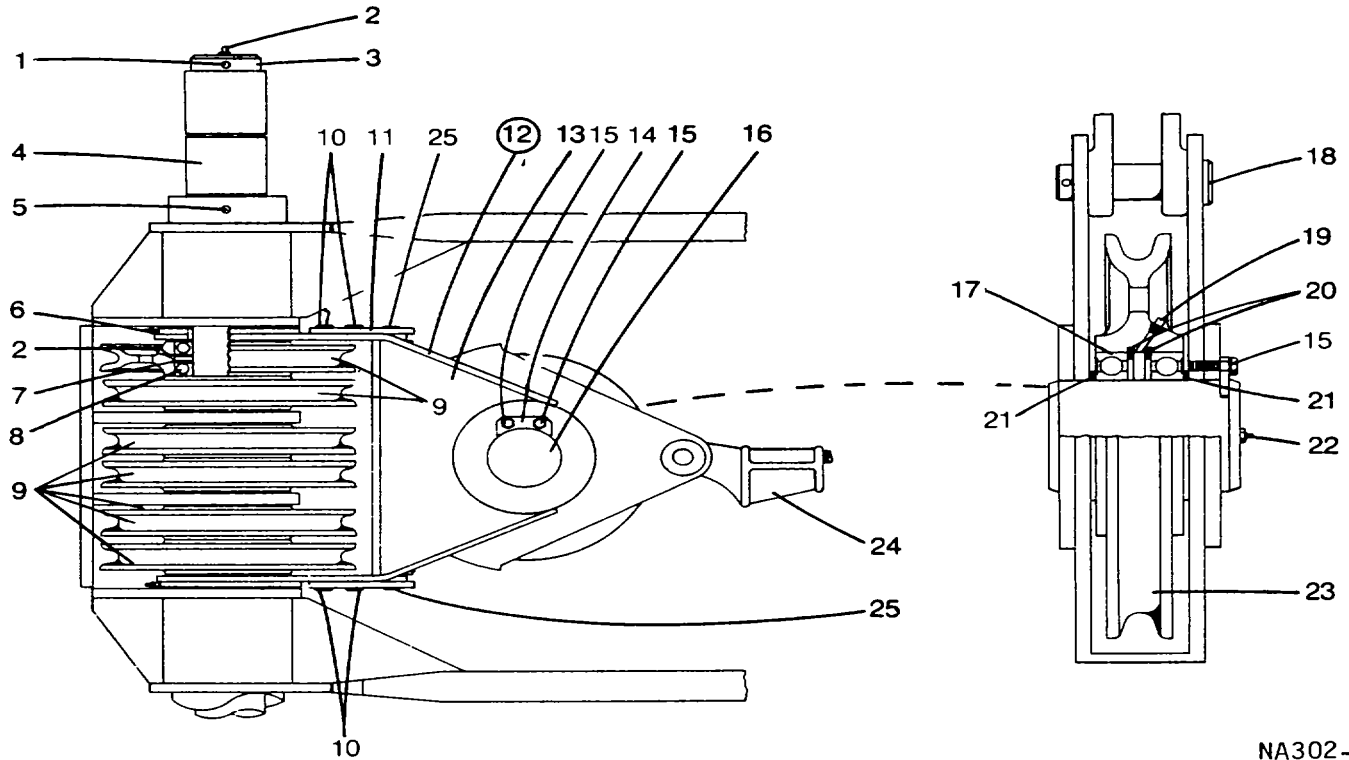
R883

Upper Grease Lines - Continued				
REF.	PART NO.	QTY.	DESCRIPTION	FSCM No.
		1	Grease Lines - Left Side	
1	1X1135	25	Male Connector, Flareless, Brass, Natural, 1/4" X 1/8"	09505
2	JC845	2	Elbow	36422
3	AC82	1	Elbow	36422
4	JC845	1	Elbow	36422
5	22D112	1	Grease Line	36422
6	22B317	1	Grease Line	36422
7	22B315	1	Grease Line - Turntable Bearing	36422
8	1A4683	1	Grease Line - Turntable Bearing	36422
9	28B358	1	Manifold	36422
10	1X812	2	Grease Fitting, 1/8" -27 Dryseal PTF-SAE Short	78385
11	1X812	2	Grease Fitting, 1/8" -27 Dryseal PTF-SAE Short - For Turntable Bearing	78385
12	18B275	1	Manifold	36422
13	IX812	1	Grease Fitting, 1/8" -27 Dryseal PTF-SAE Short	78385
14	JC2630	2	Tube Clamp	36422
	SR885	2	Mounting Lug	36422
	1X622	2	Machine Screw, Round Head, Carbon Steel, ASTM A307, Zinc Plated, #10 X 1/2"	90483
	1X1267	2	Lockwasher, External Tooth, Carbon Steel, Type A, #10	20859
15	28C105	1	Grease Line- Boom Hoist	36422
16	22C1116	1	Grease Line - Lower Reduction Shaft	36422
17	HC196	1	Elbow	36422
18	36R33	1	Grease Line - Lower Reduction Shaft	36422
19	AC82	1	Elbow	36422
20	1D41	1	Hose	36422
21	JC845	1	Elbow	36422
			Grease Lines - Right Side	
22	22E24	1	Grease Line, Boom Hoist	36422
23	22B175	1	Manifold	36422
24	1X812	3	Grease Fitting, 1/8" -27 Dryseal PTF-SAE Short	78385
25	22C66	1	Grease Line - Lower Reduction Shaft	36422
26	HC196	1	Elbow	36422
27	1A2389	1	Breather Cap	36422
28	22C67	1	Grease Line - Upper Reduction Shaft	36422
29	JC2630	2	Tube Clamp	36422
	1X622	1	Machine Screw, Round Head, Carbon Steel, ASTM A307, Zinc Plated, #10 X 1/2"	90483
	1X1267	1	Lockwasher, External Tooth, Carbon Steel, Type A, #10	20859

Parts List

M3-12-25.0

16 Part Bail



NA302-C

REF.	PART NO.	QTY.	DESCRIPTION FSCM No.	
1	VT124	2	Pin 36422	
	1X1093	4	Cotter Pin, Extended Prong, Square Cut, 3/16" X 1-1/2"	20859
2	1X812	8	Grease Fitting, 1/8" -27 Dryseal PTF-SAE Short	78385
3	22K50	1	Bail Shaft	36422
4	22M370	2	Spacer	36422
5	22M88	2	Pin	36422
	1X1093	4	Cotter Pin, Extended Prong, Square Cut, 3/16" X 1-1/2"	20859
6	1X2386	2	Grease Fitting, 1/8" -27 Dryseal PTF-SAE Short	78385
7	1X2742	12	Snap Ring, Internal, Carbon Spring Steel, Phosphate Coated, 7"	79136
8	1X1828	12	Ball Bearing, Single Row Shield One Side, Ring And Balls - High Carbon Chromium Steel, Cage And Shield-Low Carbon Steel, 4.7244 I.D. X 7.0866 O.D. X 1.1024	91936
9	22K2	6	Sheave	36422
10	IX4148	4	Locking Capscrew, Hex Head, N.C. UNC Class 2A-Grade 5, 1/2" X 1"	72968
	1X6	4	Plain Washer, Hot Rolled Mild Steel, Zinc Plated, 1/2"	86157
11	22K46	1	Right Hand Bracket	36422
	22K47	1	Left Hand Bracket	36422
12	22K15	1	Bail Assembly	36422
13	22K4	1	Bail Frame	36422
	22K3	2	Bushing	36422

## Parts List

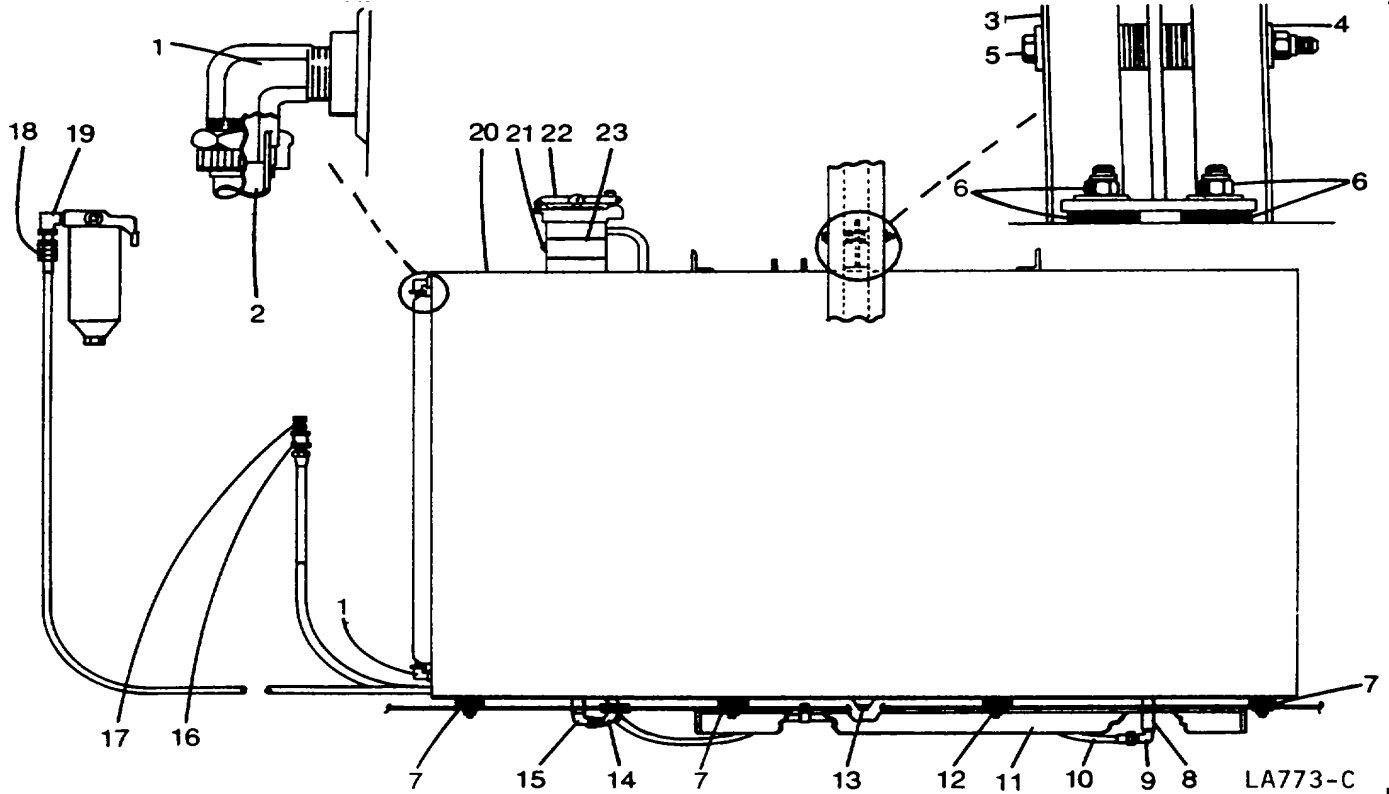
16 Part Bail - Continued				
REF.	PART NO.	QTY.	DESCRIPTION	FSCM No.
	1X1717	4	Unbrako Set Screw, Hex Socket, Knurled Cup Point NC-3, Threads, Heat Treated Alloy Steel Natural, 3/8" X 1/2"	90483
14	1M2880	1	Lock Plate	36422
15	1X2574	2	Capscrew, Hex Head, UNC Class 2A- Grade, 5, 3/8" X 1"	90483
	1X28	2	Spring Lockwasher, Medium Series, Carbon Steel, Natural, 3/8"	20859
16	22K100	1	Shaft	36422
17	IX1828	2	Ball Bearing, Single Row Shield One Side, Ring And Balls - High Caron Chromium Steel, Cage And Shield - Low Carbon Steel, 4.7244 I.D. X 7.0866 O.D. X 1.1024	91936
18	22Y8	1	Pin	36422
	1X1098	1	Cotter Pin, Extended Prong, Square Cut, 1/4" X 2"	20859
19	1X826	1	Square Head Pipe Plug, Steel, 1/8"	09505
20	1X2742	2	Snap Ring, Internal, Carbon Spring Steel Phosphate Coated, 7"	79136
21	9E17	2	Shim, 16 Gauge	36422
22	1X812	1	Grease Fitting, 1/8" -26 Dryseal PTF-SAE Short	78385
23	22K2	1	Sheave	36422
24	9Y68	1	Socket	36422
	1Y101	1	Wedge	36422
25	22K22	1	Deflector Roller	36422



Parts List

M3-14-15.0

Fuel Tank And Lines



REF.	PART NO.	QTY.	DESCRIPTION	FSCM No.
1	20J2965	2	Elbow	36422
2	810001016	AR	Tubing, Nylon II, Flexible, Low Pressure, Extremely Low Moisture Absorption, .376 I.D.	06229
3	22H294	1	Bracket	36422
4	1X4	12	Plain Washer, Hot Rolled Mild Steel, Zinc Plated, 3/8"	86157
5	1X3769	1	Cap screw, Hex Head, UNC Class-2A - Grade 5, 3/8" X 5"	90483
	1X3809	1	Locknut, Hexagon, Low Carbon Steel, Zinc Plated, Rockwell C32, Nylon Insert, UNC-3B, 3/8"	72968
	1X4	2	Plain Washer, Hot Rolled Mild Steel, Zinc Plated, 3/8"	86157
6	IX3809	2	Locknut, Hexagon, Low Carbon Steel, Zinc Plated, Rockwell C32, Nylon Insert, UNC-3B, 3/8H	72968
	1X4	2	Plain Washer, Hot Rolled Mild Steel, Zinc Plated, 3/8"	86157
	22H290	2	Rubber Pad	36422
7	HC28	8	Rubber Pad	36422
	1X3809	8	Locknut, Hexagon, Low Carbon Steel, Zinc Plated, Rockwell C32, Nylon Insert, UNC-3B, 3/8"	72968
	1X4	8	Plain Washer, Hot Rolled Mild Steel, Zinc Plated, 3/8"	86157
8	HB213	1	Pipe Fitting	36422
9	1X1174	1	900 Male Elbow, 370 Flare, Steel, 5/8" X 1/2"	09505
10	22H311	1	Hose Assembly	36422
11	1X5255	2	Insulated Clamp, Steel, 1/32" Black Neoprene Insulation, 15/16"	30966

## Parts List

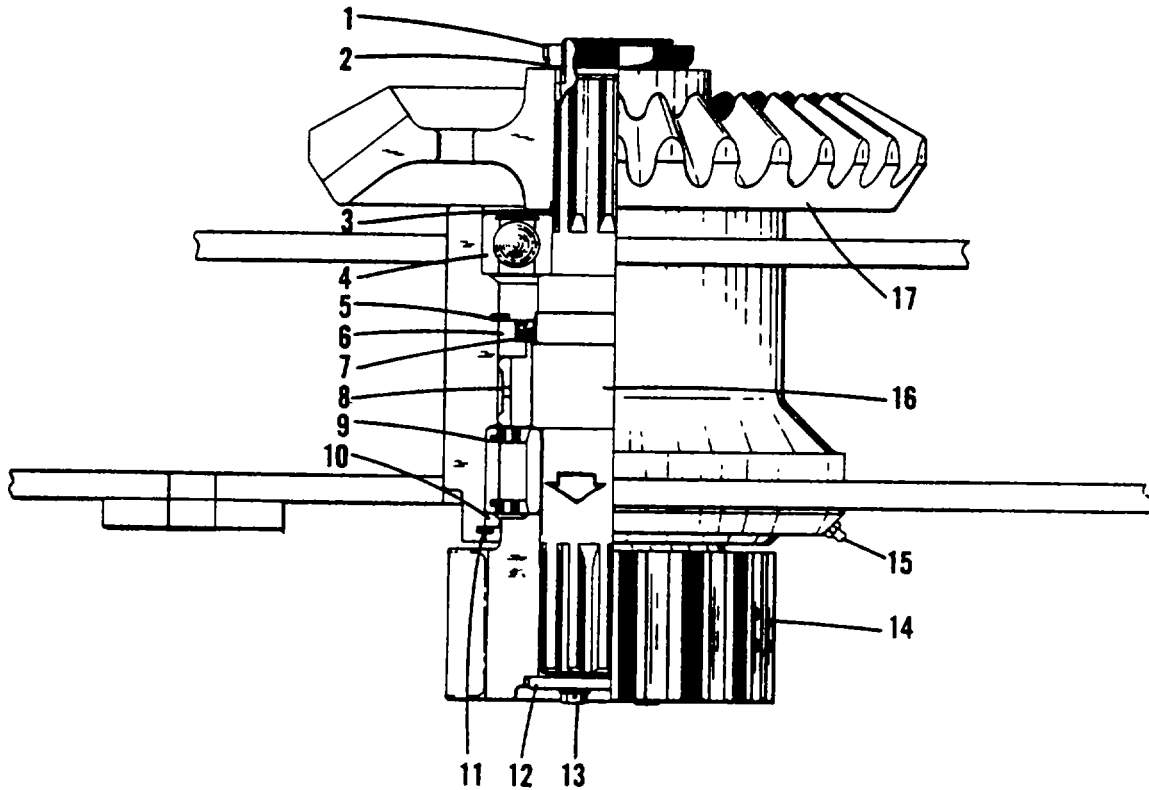
Fuel Tank And Lines (GM6V-71) - Continued				
REF.	PART NO.	QTY.	DESCRIPTION	FSCM No.
12	1X3717	1	Capscrew, Hex Head, UNC-Glass-2A-Grade 5, Zinc Plated, 3/8" X 3/4"	90483
	1X3809	1	Locknut, Hexagon, Low Carbon Steel, Zinc Plated, Rockwell 72968	
13	1X830	1	C32, Nylon Insert, UNC-3B, 3/8" , Pipe Plug, Square Head, Steel, 3/4"	09505
14	22H310	1	Hose Assembly	36422
15	IX1166	1	Female Elbow, 90°, 370 Flare, Steel	09505
16	1X857	1	Reducer Coupling, Malleable Iron, Black, 1/2" X 1/4"	09505
17	JM124	1	Coupling	36422
18	IX2296	1	Male Adapter Union, Straight, Steel, 3/8" Male X 1/2" Female	09505
19	1X1911	1	90° Street Elbow, Steel, 3/8"	09505
20	22H280	1	Fuel Tank	36422
21	1X828	1	Pipe Plug, Square Head, Steel, 3/8"	09505
22	22H49	1	Flame Arrestor And Fill Unit	36422
23	12A2529	1	Fuel Label	36422

Parts List

R284

M4-3-31.0

Vertical Swing Shaft



REF.	PART NO.	QTY.	DESCRIPTION	FSCM No.
1	1X3336	1	Locknut, Shaft Type AN-18, Low Carbon Steel	72968
2	1X3335	1	Lockwasher, Shaft Type W-18, Low Carbon Steel	20859
3	22F5	AR	Shims - Case Harden	36422
4	1X3799	1	Bearing, Ball, Single Row 4.1339 ID X 8.8583 O.D. X 1.9291 Shield One Side, Type BL Medium Series	91936
5	GC196	1	Snap Ring	36422
6	22F9	1	Seal Retainer	36422
7	1X2066	1	Oil Seal, Case-Low Carbon Steel, Sealing Lip-Synthetic Rubber, Garter Spring-Spring Steel, 4-3/4" X 5.756 X 9/16"	80201
8	22F10	1	Spacer	36422
9	1X3447	1	Cylindrical Roller Bearing, AFBMA Type RM, Single Row, Series 32, Rings & Rollers - High Carbon Chromium Steel, Cage-Low Carbon Steel, 4.1339 X 7.3803 X 2.5625	19382
10	22F2	1	Grease Retainer	36422
11	GC196	1	Snap Ring	36422
12	AC98	1	End Plate	36422
13	18D6	2	Capscrew, Drilled Head, 1/2" X 1-1/4"	36422
	1X30	2	Spring Lockwasher, Medium Series, Carbon Steel, Natural, 1/2"	20859
14	22F6	1	Swing Pinion	36422
15	1X812	1	Grease Fitting, 1/8" 27 Dryseal PTF-SAE Short	78385

## Parts List

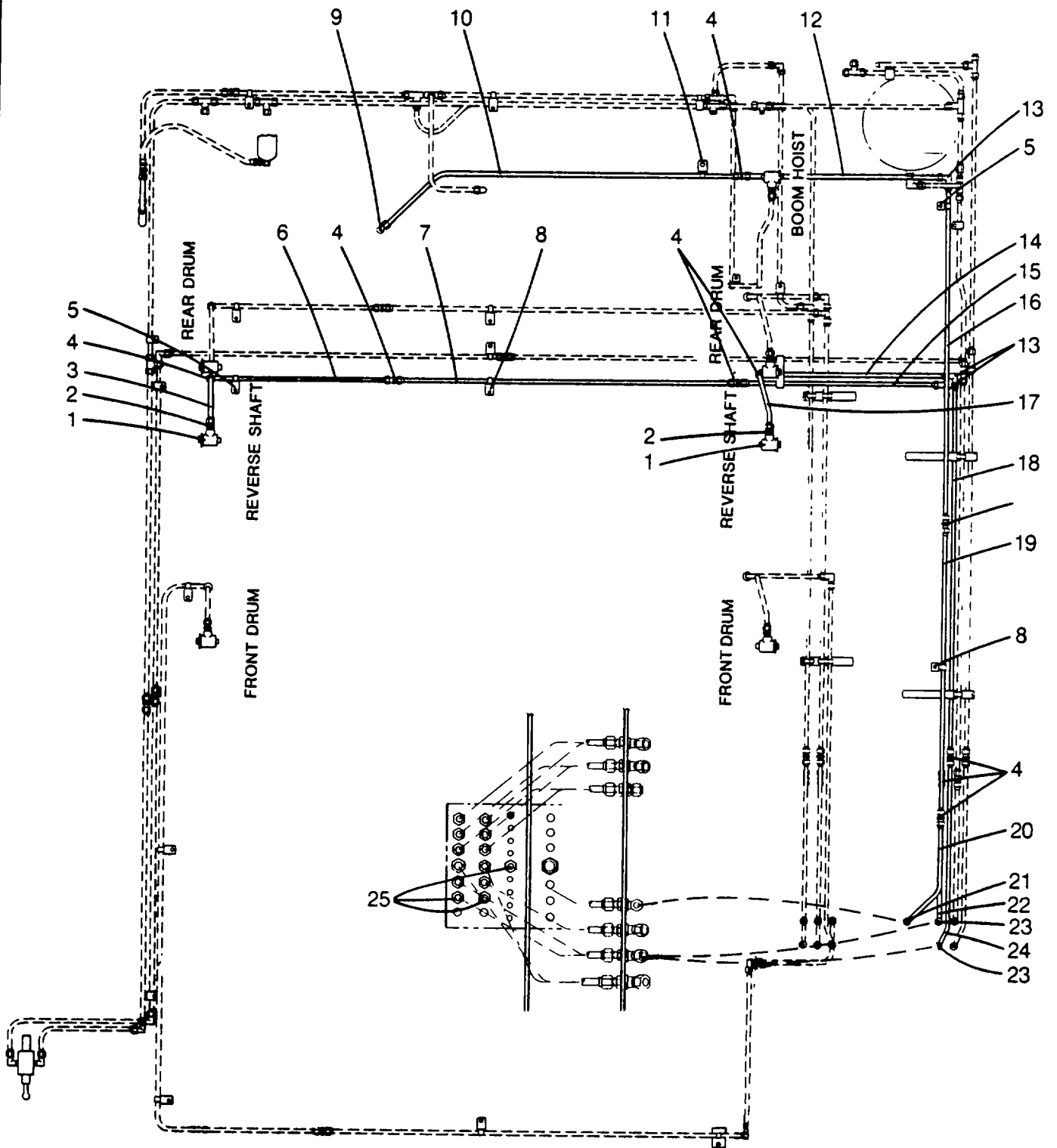
Vertical Swlmg Shaft - Continued				
REF.	PART NO.	QTY.	DESCRIPTION	FSCM No.
16	22F4	1	Shaft With Wear Sleeve	36422 80201
	1X3554	1	Wear Sleeve, AISI CRCO. 15% Carbon Maximum 4.625 Shaft Dia. X 4.750" O.D. X .750	
17	22F7	1	Bevel Gear 36422	

M4-3-31.0(2 of 2)

Parts List

M5-1-51.1

Swing Lines And Fittings



## Parts List

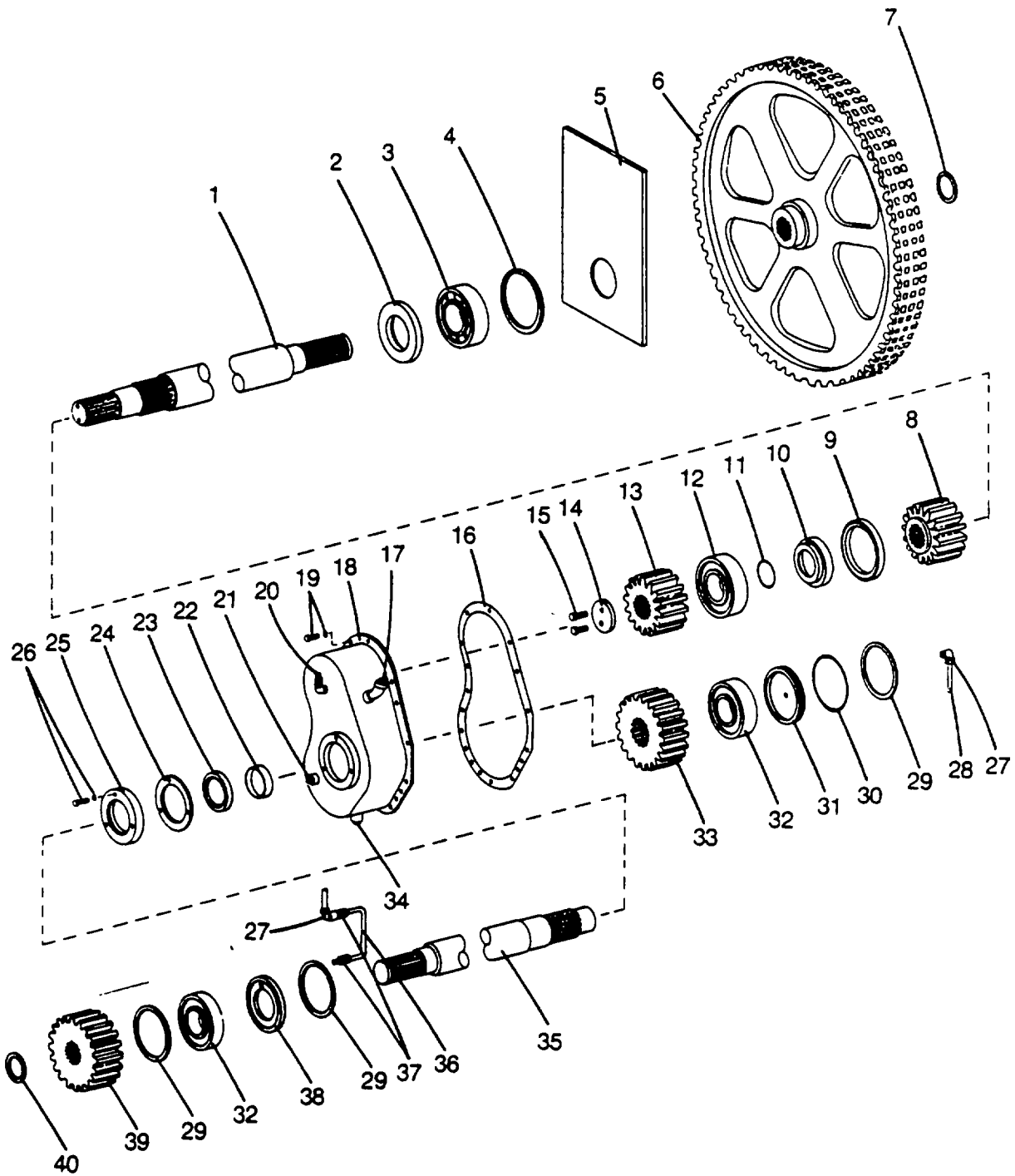
R284

Swing Lines And Fittings - Continued				
REF.	PART NO.	QTY.	DESCRIPTION	FSCM No.
1			Clutch Rotating Joint, See M5-9-25.0	
2	1X1152	2	Male Connector, 370 Flare, Steel, 1/2" X 3/8"	09505
3	18J172	1	Tube Assembly	36422
4	IX1157	9	Union, 370 Flare, Steel, 1/2"	09505
5	JC2987	2	Bracket	36422
	JC2279	2	Tube Clamp	36422
6	22J82	1	Tube Assembly	36422
7	32J340	1	Tube Assembly	36422
8	AA562	2	Bracket	36422
	JC2279	2	Tube Clamp	36422
	1X4705	2	Locking Capscrew, Hex Head, UNC Class 2A, 1/4" X 1/2"	72968
9	1X2359	1	Elbow, Male Extra Long, 370 Flare, Steel, Zinc Plated, 1/2"	09505
10	22J589	1	Tube Assembly	36422
11	AA562	1	Bracket	36422
	JC2279	1	Tube Clamp	36422
	1X2574	1	Capscrew, Hex Head, UNC Class 2A, Grade 5, 3/8" X 1"	90483
	1X3809	1	Locknut, Hexagon, Low Carbon Steel, Zinc Plated, Rockwell C32, Nylon Insert UNC-3B, 1/2"	72968
12	22J646	1	Tube Assembly	36422
13	1X1162	3	Elbow, Union 900, <sup>37°</sup> Flare, Steel, Zinc Plated, 1/2"	99505
14	22J579	1	Tube Assembly	36422
15	22J585	1	Tube Assembly	36422
16	32J340	1	Tube Assembly	36422
17	18J312	1	Tube Assembly	36422
18	1J2072	1	Tube Assembly	36422
19	32J940	1	Tube Assembly, Top	36422
	9J228	1	Tube Assembly, Bottom	36422
20	22J613	1	Tube Assembly	36422
21	16A414	1	Bulkhead Elbow	36422
22	22J611	1	Tube Assembly	36422
23	28J587	2	Bulkhead Union	36422
24	22J617	1	Tube Assembly	36422
25	28J560	3	Hose Assembly	36422

M5-1-51.1(2 OF 2)

Parts List  
Swing Reverse Shaft

M5-1-54.0



## Parts List

R284

Swing Reverse Shaft				
REF.	PART NO.	QTY.	DESCRIPTION	FSCM No.
1	18D6	4	Capscrew	36422
2	CB14	2	End Cap	36422
3	1X110	12	Locknut, Hexagon, Low Carbon Steel, Rockwell C32, Nylon Insert, UNF-3B, 7/8"	72968
4	22C8	2	Clutch Drum	36422
5	1X3446	2	Oil Seal, Case, Low Carbon Steel, Sealing Lip-Synthetic Rubber, Garter Spring-Spring Steel, 6.000" I.D. X 7.508" O.D. X 9/16"	80201
6	1X2284	4	Ball Bearing, Single Row, Radial, Rings And Balls-High Carbon Chromium Steel, Cage-Low Carbon Steel, 4.307 I.D. X 6.6929 O.D. X 1.1024	91936
7	1X2626	4	Retaining Ring, Internal, Carbon Spring Steel, 6-5/8" Housing Dia.	79136
8	22D11	2	Spacer	36422
9	22E5	2	Spur Gear	36422
10	1X3388	12	Capscrew, Hex Head, UNF-Class 2A-Grade 5, Zinc Plated, 7/8" X 3-3/4"	90483
11	22D12	2	Spacer	36422
	22C26	AR	Shim, 22 Ga	36422
12	1X2649	2	Retaining Ring, Internal, Carbon Spring Steel, 7-3/4" Housing Dia.	79136
13	1X1978	2	Ball Bearing, Single Row Radial, Shield One Side, Ring And Balls-High Carbon Chromium Steel, Cage And Shield-Low Carbon Steel, 4.3307 I.D. X 7.8740 O.D. X 1.4961	91936
14	22C21	1	Spacer	36422
	22C26	AR	Shim, 22 Ga	36422
15	22C20	1	Bevel Gear 36422	
16	12T21	3	External Snap Ring	36422
17	22C29	1	Split Oil Seal	36422
18	12H49	1	Hydroid Washer	36422
19	22C23	1	Brake Drum	36422
20	22C27	1	Swing Reverse Shaft	36422
21	22D12	1	Spacer	36422

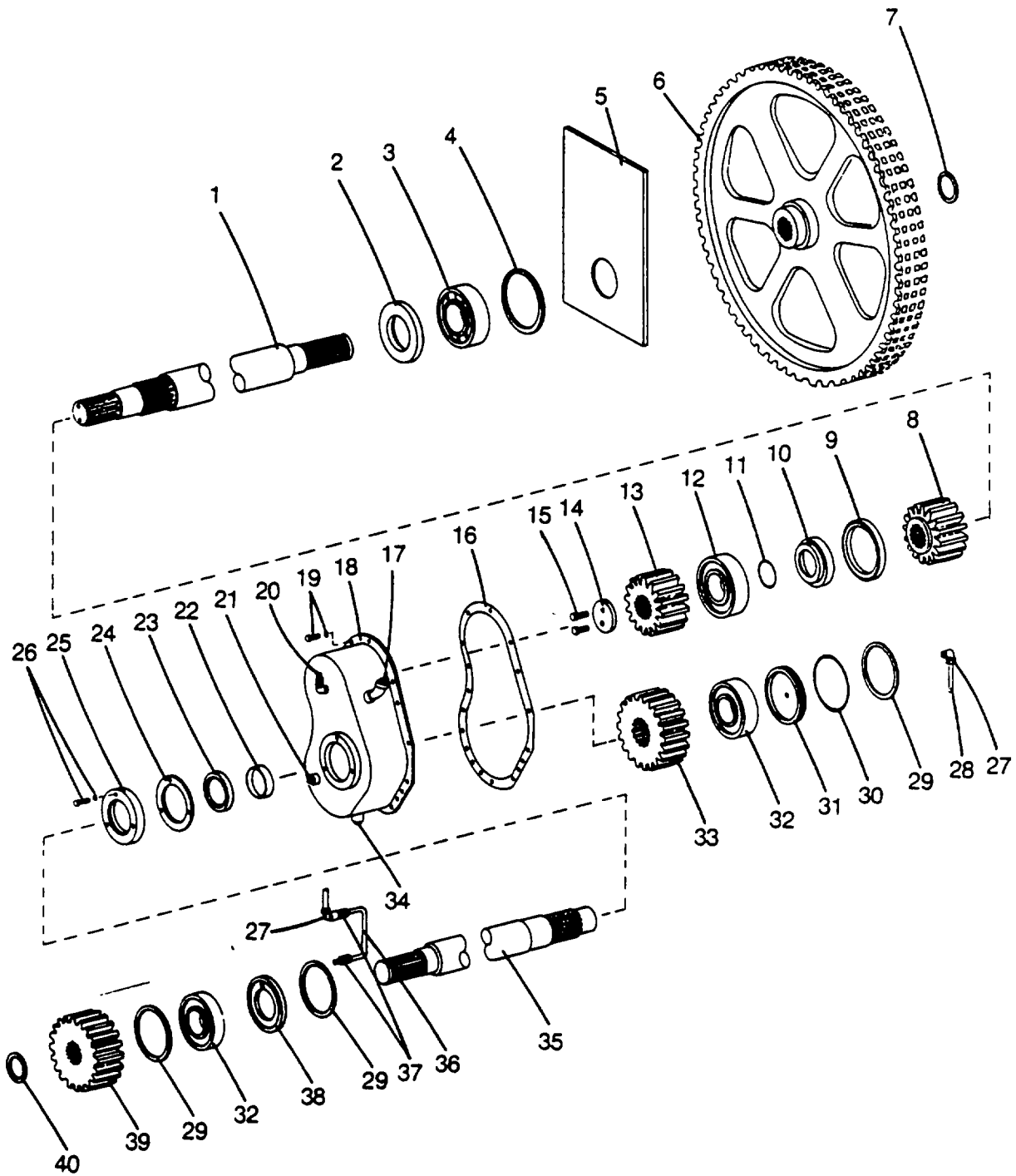


Parts List

R883

M5-2-43.0

Reduction Shafts



NA381-C

## Parts List

R883

Reduction Shafts - Continued				
REF.	PART NO.	QTY.	DESCRIPTION	FSCM No.
1	22C102	1	Upper Reduction Shaft	36422
2	22C61	1	Grease Retainer	36422
3	1X1982	1	Ball Bearing, Single Row, Deep Groove Radial AFBMA Type BC, Medium Series, Shield One Side, Rings And Balls - High Carbon Chromium Steel, Cage And Shield - Low Carbon Steel, 3.5433" I.D. X 7.4803" O.D. X 1.6929"	91936
4	GC196	1	Snap Ring - Internal	36422
5	22H478	1	Hydroid Washer	36422
6	22C147	1	Chain Sprocket	36422
	1X2956	1	Wear Sleeve, AISI CRCQ .15% Carbon Maximum, 4.875" Shaft Dia., X 5.00" O.D. X .750"	80201
7	IX2152	1	Retaining Ring, External, Carbon Spring Steel, Phosphate Coated, 3-5/32" Shaft Dia.	79136
8	22C32	1	Gear (16 Teeth)	36422
9	1X3967	1	Oil Seal, Case - Low Carbon Steel, Sealing Lip - Synthetic Rubber, Garter Spring - Spring Steel, 6-1/8" X 7.508" X 9/16"	80201
10	22C123	1	Retainer	36422
11	20J1050	1	"O"-Ring	36422
12	1X1982	1	Ball Bearing, Single Row, Deep Groove Radial, AFBMA Type BC, Medium Series, Shield One Side, Rings And Balls - High Carbon Chromium Steel, Cage And Shield - Low Carbon Steel, 3.5433" I.D. X 7.4803" O.D. X 1.6929"	91936
13	22C38	1	Gear (16 Teeth)	36422
14	DC11	1	End Cap	36422
15	18D6	2	Capscrew	36422
16	22C121	1	Gasket	36422
17	1X830	1	Pipe Plug, Square Head, Steel, 3/4"	09505
	1X935	1	Street Elbow, <sup>45°</sup> Malleable Iron, Black 3/4"	09505
18	22C117	1	Gear Case	36422
19	IX3968	17	Locking Capscrew, Hex Head, UNC Class 2A- Grade 5, 5/16" X 3/4"	72968
	1X2403	17	Plain Washer, Hot Rolled, Mild Steel, Zinc Plated, 5/16"	86157
20	1A2389	1	Breather Cap	36422
21	IX830	1	Pipe Plug, Square Head, Steel, 3/4"	09505
22	IX3193	1	Wear Sleeve, AISI, CRCQ .15% Carbon Maximum, 3.875" Shaft Dia. X 4.00" O.D. X .625"	80201
23	18C39	1	Split Seal	36422
24	22C82	1	Gasket	36422
25	22C120	1	Retainer	36422
26	1X3997	3	Locking Capscrew, Hex Head, UNC Class 2A - Grade 5, Medium Carbon Steel, Zinc Plated, Plastic Patch 3/8" X 1-1/2"	72968
	1X4	3	Plain Washer, Hot Rolled, Mild Steel, Zinc Plated, 3/8"	86157
27	HC196	2	Elbow	36422
28	22C66	1	Grease Line	36422
29	1X75	3	Retaining Ring, Internal Carbon Spring Steel, 6-3/4" Shaft Dia.	79136
30	22C62	1	"O"-Ring	36422
31	22C41	1	Grease Retainer	36422
32	IX2303	2	Ball Bearing, Single Row, Deep Groove Radial, AFBMA Type BC, Medium Series, Shield One Side, Rings And Balls - High Carbon Chromium Steel, Cage And Shield - Low Carbon Steel,	91936

Parts List

R883

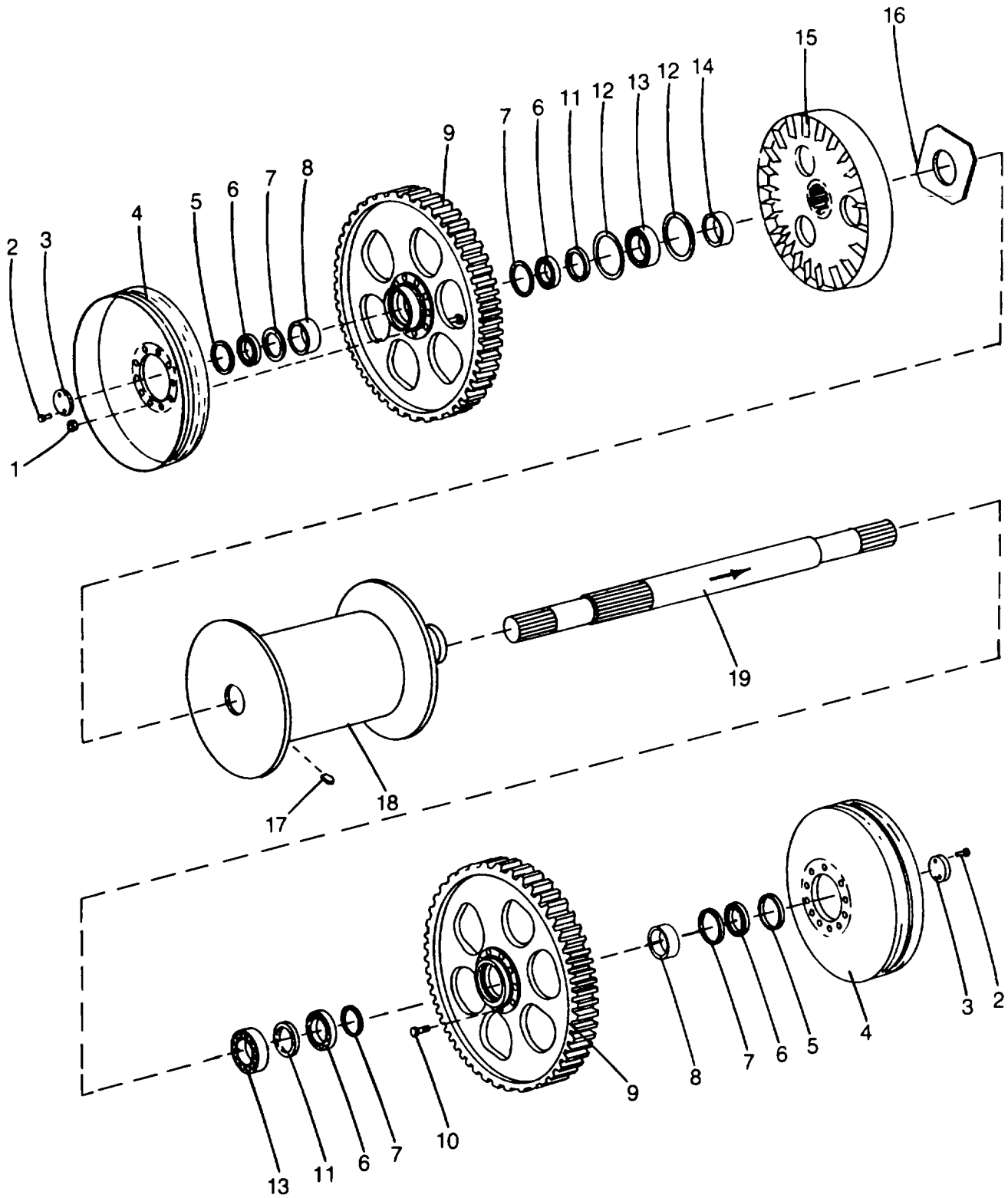
M5-2-43.0

Reduction Shafts - Continued				
REF.	PART NO.	QTY.	DESCRIPTION	FSCM No.
33	22C31	1	3.1496" I.D. X 6.6929" O.D. X 1.5354" Gear (22 Teeth)	
34	1X830	1	Pipe Plug, Square Head, Steel, 3/4"	09505
35	22C128	1	Lower Reduction Shaft W/Wear Sleeve	36422
	1X3193	1	Wear Sleeve, AISI CRCQ .15% Carbon Maximum, 3.875" Shaft Dia. X 4.00" O.D. X .625"	80201
36	36R33	1	Grease Line	36422
37	IX1135	2	Male Connector, Flareless, Brass, Natural, 1/4" X 1/8"	09505
38	22C42	1	Grease Retainer	36422
39	22C30	1	Gear (22 Teeth)	36422
40	CC14	1	Snap Ring	36422

Parts List

Front Drum Shaft Assembly

M5-3-26.0



## Parts List

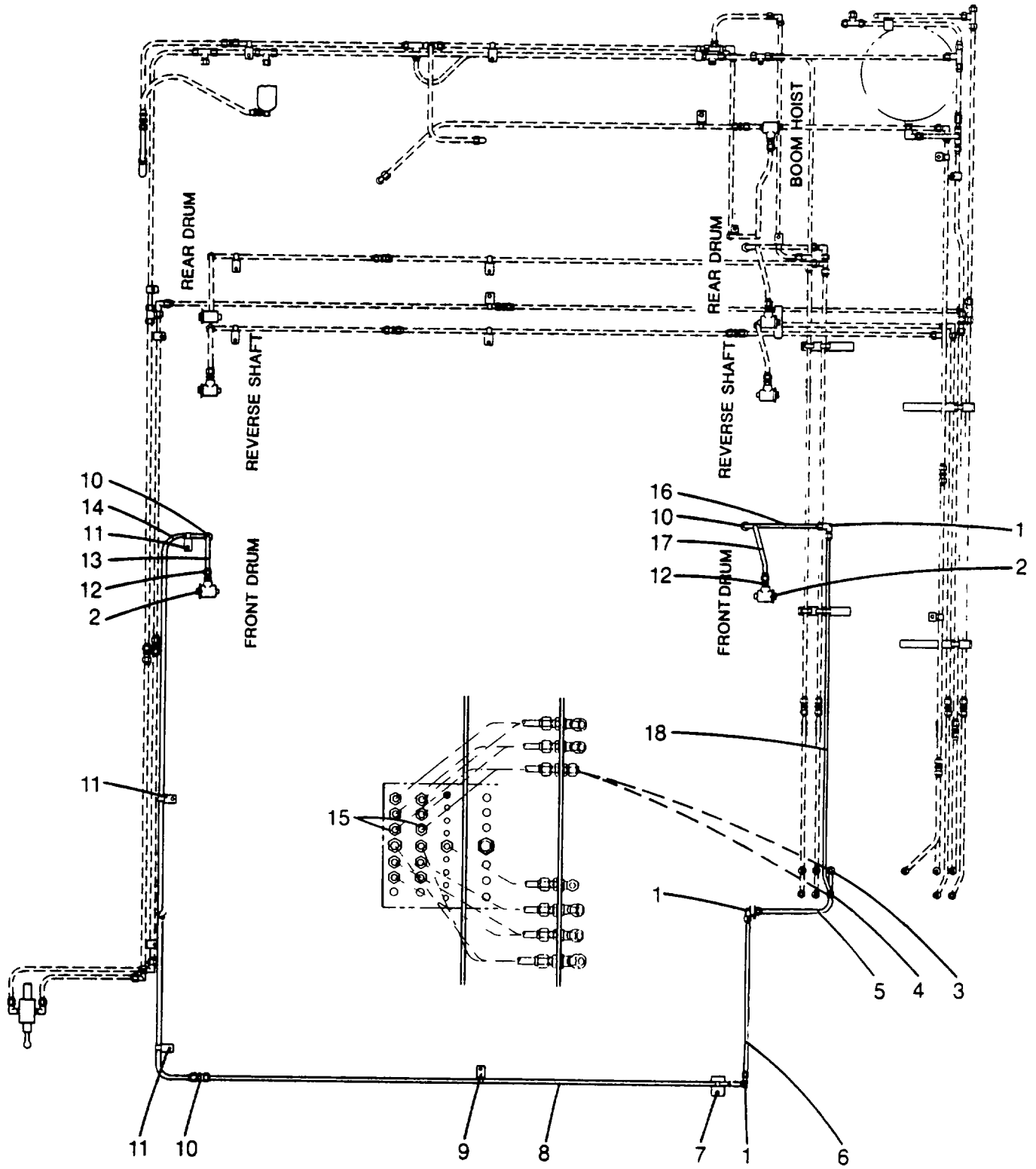
R284

Front Drum Shaft Assembly - Continued				
REF.	PART NO.	QTY.	DESCRIPTION	FSCM No.
1	1X11O	12	Locknut, Nylon Insert, National UNF-3B, Thread, Grade 5 Low Carbon Steel, Rockwell C32, 7/8"	72968
2	18D6	4	Capscrew	36422
3	CB14	2	End Cap	36422
4	22C8	2	Clutch Drum	36422
5	1X3446	2	Oil Seal, Case - Low Carbon Steel, Sealing Lip - Synthetic Rubber, Garter Spring - Spring Steel, 6" I.D. X 7.508" O.D. X 9/16"	80201
6	1X2284	4	Ball Bearing, Single Row, Radial, Ring And Balls - High Carbon Chromium Steel, Cage - Low Carbon Steel, 4.3307 I.D. X 6.6929 X 1.1024	91936
7	1X2626	4	Snap Ring, Internal, Carbon Spring Steel, Phosphate Coated, 6-5/8"	79136
8	22D11	2	Spacer	36422
9	22D5	2	Spur Gear	36422
10	1X3601	12	Capscrew, Hex Head, UNF-Class 2A, Grade 5, Zinc Plated, 7/8" X 3-3/4"	90483
11	22D12	2	Spacer	36422
	22C26	AR	Shim, 22 Gauge	36422
12	1X2649	2	Snap Ring, Internal, Carbon Spring, Steel, Phosphate Coated, 7-3/4"	79163
13	IX1978	2	Ball Bearing, Single Row, Radial, Shield One Side, Rings And Balls - High Carbon Chromium Steel, Cage And Shield - Low Carbon Steel 4.3307 I.D. X 7.8740 O.D. X 1.4961	91936
14	22D14	1	Spacer	36422
15	22D20	1	Brake Drum	36422
16	12H49	1	Hydroid Washer	36422
17	22Y1	1	Wedge, 7/8"	36422
18	22D202	1	Rope Drum	36422
19	22D8	1	Front Drum Shaft	36422

Parts List

M5-3-45.1

Front Drum Lines



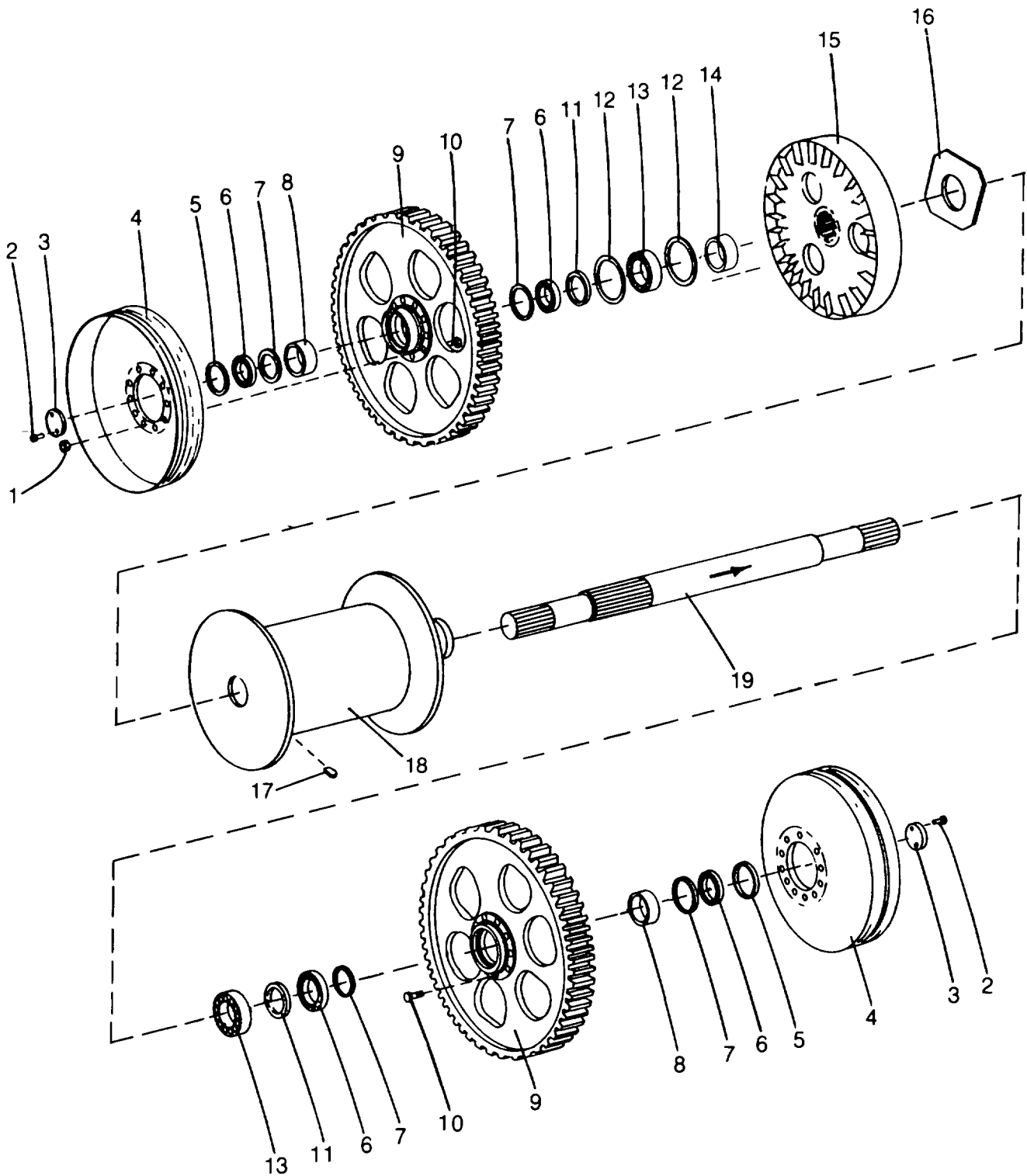
## Parts List

Front Drum Lines - Continued				
REF.	PART NO.	QTY.	DESCRIPTION	FSCM No.
1	IX1162	3	Elbow, Union 90°, <sup>37°</sup> Flare, Steel, Zinc Plated, 1/2"	09505
2			Clutch Rotating Joint, See Keysheet M5-9-25.0	
3	1X4304	1	Bulkhead Union, 370 Flared Ends, Body With Locknut Only, Steel, Cadmium Plated, 1/2"	09505
4	28J587	1	Bulkhead Union	36422
5	22J629	1	Tube Assembly	36422
6	22J631	1	Tube Assembly	36422
7	18J1388	1	Bracket 36422	
	1X6038	1	Tube Clamp, Aluminum, Neoprene Cushioned, 1/2"	30966
	1X3717	1	Capscrew, Hex Head, UNC Class 2A, Grade 5, 3/8" X 3/4"	90483
	1X3599	1	Capscrew, Hex Head, UNC Class 2A, Grade 5, 3/8" X 1-1/4"	90483
	1X3809	2	Locknut, Hexagon, Low Carbon Steel Zinc Plated, Rockwell C32, Nylon Insert UNC-3B, 1/2"	72968
8	22J641	1	Tube Assembly	36422
9	JC2987	1	Bracket	36422
	JC2279	1	Tube Clamp	36422
	1X4062	1	Locking Capscrew, Hex Head, UNC Class 2A, 3/8" X 3/4"	72968
10	IX1157	3	Union, <sup>37°</sup> Flare, Steel, 1/2"	09505
11	JC2987	3	Bracket	36422
	JC2279	3	Tube Clamp	36422
12	IX1152	"2	Male Connector, <sup>37°</sup> Flare, Steel, 1/2" X 3/8"	09505
13	18J146	1	Tube Assembly	36422
14	22J875	1	Tube Assembly	36422
15	28J560	2	Hose Assembly	36422
16	22J599	1	Tube Assembly	36422
17	22J86	1	Tube Assembly	36422
18	22J1112	1	Tube Assembly	36422

Parts List

Rear Drum Shaft

M5-4-31.0





## Parts List

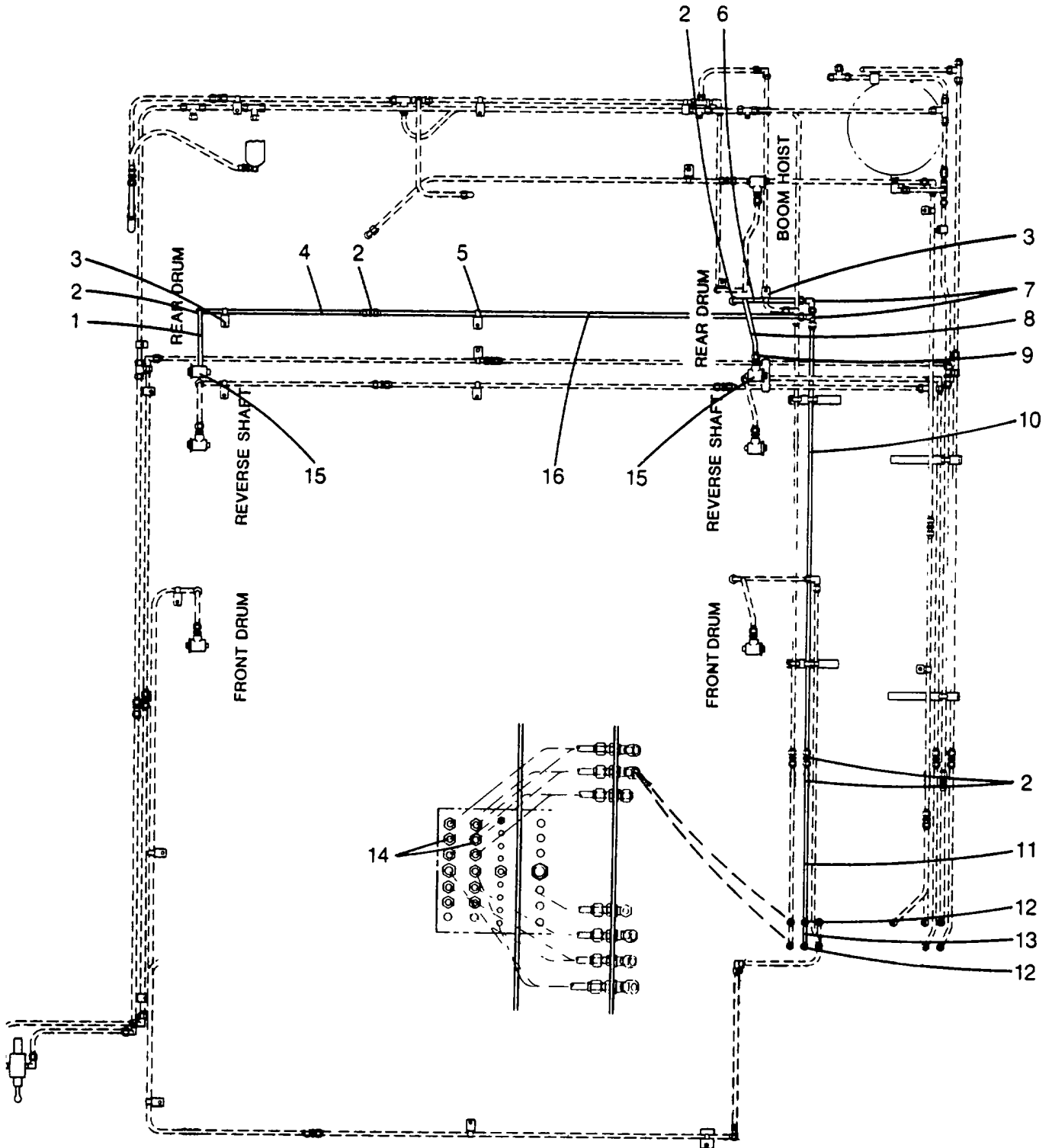
R284

Rear Drum Shaft - Continued				
REF.	PART NO.	QTY.	DESCRIPTION	FSCM No.
1	1X110	12	Locknut, Nylon Insert, National UNF-3B Thread, Grade 5, Low Carbon Steel, Rockwell C32, 7/8"	72968
2	18D6	4	Capscrew	36422
3	CB14	2	End Cap	36422
4	22C8	2	Clutch Drum	36422
5	IX3446	2	Oil Seal, Case-Low Carbon Steel, Sealing Lip - Synthetic Rubber, Garter Spring - Spring Steel, 6" I.D. X 7.508" O.D. X 9/16"	80201
6	1X2284	4	Ball Bearing, Single Row, Radial, Ring And Balls, High Carbon Chromium Steel, Cage-Low Carbon Steel, 4.3307 I.D. X 6.6929	91936 X 1.1024
7	1X2626	4	Snap Ring, Internal, Carbon Spring Steel, Phosphate Coated, 6-5/8"	79136
8	22DII	2	Spacer	36422
9	22D5	2	Spur Gear	36422
10	1X3601	12	Capscrew, Hex Head UNF-Class 2A, Grade 5, Zinc Plated, 7/8" X 3-3/4"	90483
11	22D12	2	Spacer	36422
	22C26	AR	Shim, 22 Gauge	36422
12	1X2649	2	Snap Ring, Internal, Carbon Spring, Steel, Phosphate Coated, 7-3/4"	79136
13	1X1978	2	Ball Bearing, Single Row Radial, Shield One Side Rings And Balls - High Carbon Chromium Steel, Cage And Shield - Low Carbon Steel, 4.3307 I.D. X 7.8740 O.D. X 1.4961	91936
14	22D14	1	Spacer	36422
15	22D20	1	Brake Drum	36422
16	12H49	1	Hydroid Washer	36422
17	22Y1	1	Wedge, 7/8"	36422
18	22D202	1	Rope Drum	36422
19	22D8	1	Rear Drum Shaft	36422

Parts List

M5-4-54.1

Rear Drum Lines



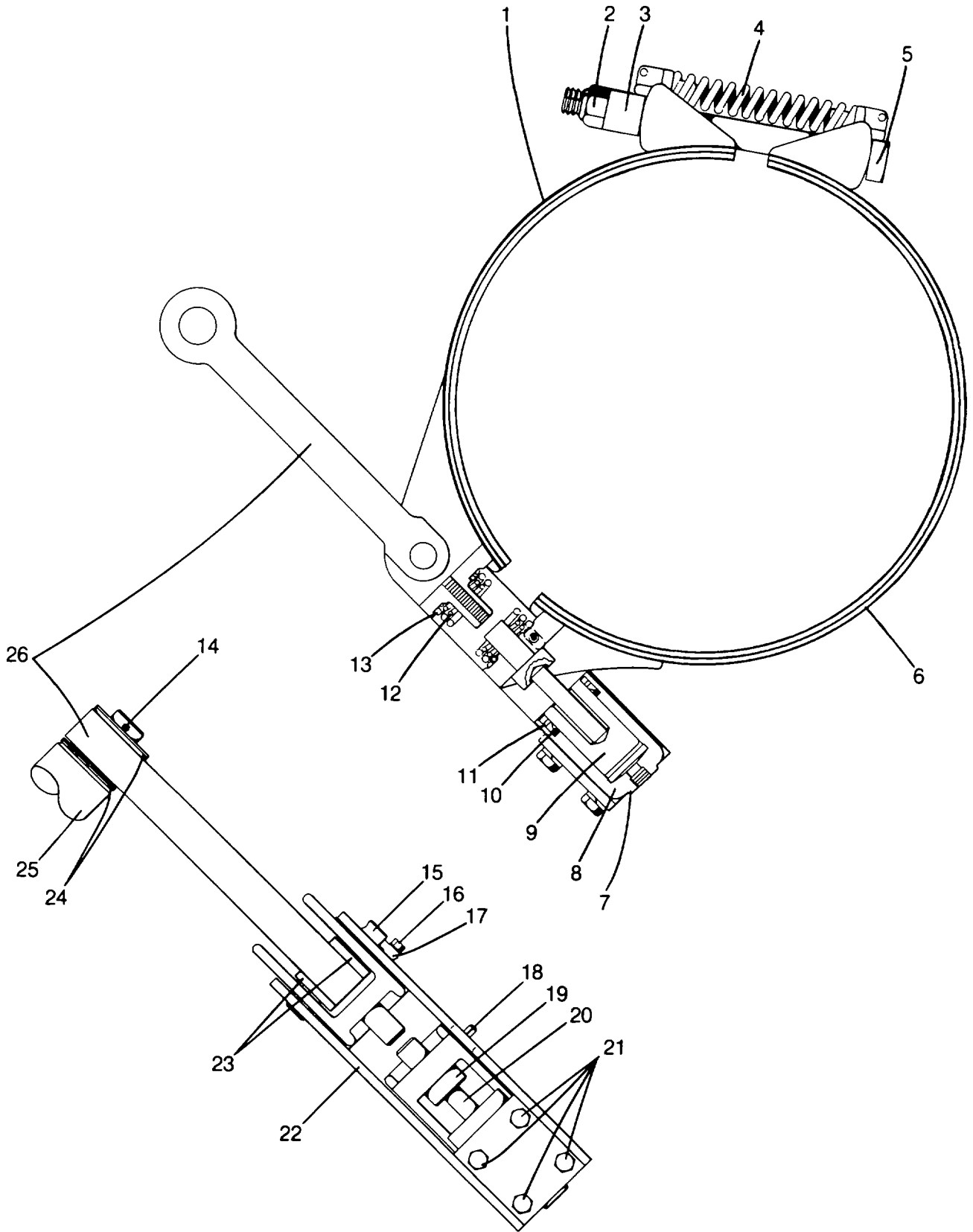
## Parts List

Rear Drum Lines - Continued

REF.	PART NO.	QTY.	DESCRIPTION	FSCM No.
1	22J43	1	Tube Assembly	36422
2	1X1157	5	Union, 370 Flare, Steel, 1/2"	09505
3	JC2987	2	Bracket	36422
	JC2279	2	Tube Clamp	36422
4	22J583	1	Tube Assembly	36422
5	AA562	1	Bracket	36422
	JC2279	1	Tube Clamp	36422
6	22J593	1	Tube Assembly	36422
7	1X1162	2	Elbow, Union 900, 370 Flare, Steel, Zinc Plated, 1/2"	09505
8	22J84	1	Tube Assembly	36422
9	1X1152	2	Male Connector, <sup>37°</sup> Flare, Steel, 1/2" X 3/8"	09505
10	22J601	1	Tube Assembly, Top	36422
	22J603	1	Tube Assembly, Bottom	36422
11	22J607	1	Tube Assembly	36422
12	28J587	2	Bulkhead Union	36422
13	22J609	1	Tube Assembly	36422
14	28J560	2	Hose Assembly	36422
15			Clutch Rotating Joint, See M5-9-25.0	
16	22J587	1	Tube Assembly	36422

Parts List

Planetary Brake Assembly



## Parts List

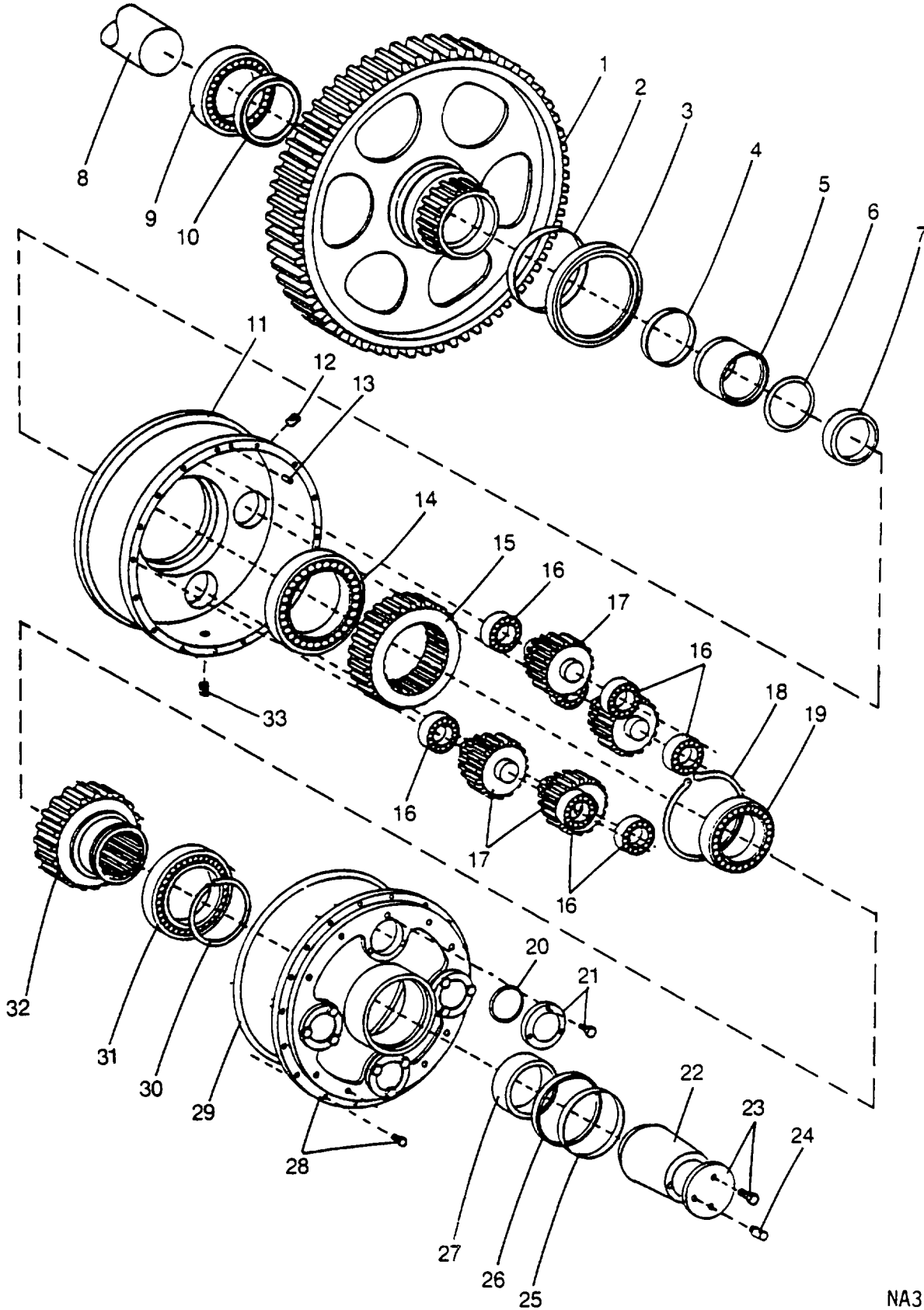
Planetary Brake Assembly - Continued				
REF.	PART NO.	QTY.	DESCRIPTION	FSCM No.
1	22D153	1	Brake Band Assembly	36422
	PX377	1	Lining Kit For One Brake	36422
2	1X6228	1	Locknut, Hexagon, Cold Drawn Commercial Bar Steel, Spring Steel Insert, UNC-2B, 1-1/8"	72968
3	1E104	1	Spacer	36422
4	DC75	1	Spring	36422
5	IX5710	1	Capscrew, Hex Head, UNC Class 2A - Grade 8, 1-1/8" X 12-1/2"	90483
6	22D154	1	Brake Band Assembly	36422
	PX377	1	Lining Kit For One Brake	36422
7	1J1952	1	Cylinder Assembly	36422
8	1J1953	1	Body	36422
9	1J1954	1	Piston	36422
10	20C46	1	Oil Seal - Wiper Ring	36422
11	LX1963	1	Snap Ring	36422
12	1J1959	1	Compression Spring (Inner)	36422
13	1J1958	1	Compression Spring (Outer)	36422
14	1X1781	1	Roll pin, Carbon Steel, Natural, 1/4" X 2"	09505
15	1D278	1	Pin	36422
16	1X3968	1	Locking Capscrew, Hex Head, UNC Class 2A - Grade 5, 5/16" X 3/4"	72968
17	12C56	1	Rod End	36422
18	IX2548	1	Roll pin, Carbon Steel, Natural, 3/8" X 4-1/2"	09505
19	1J1957	1	Push Rod Seat	36422
20	1J1956	1	Push Rod	36422
21	1X2746	4	Capscrew, Hex Head, UNC Class 2A - Grade 5, 1/2" X 1"	90483
	1X30	4	Spring Lockwasher, Medium Series, Carbon Steel, Natural, 1/2"	20859
22	1J1960	1	Cylinder Bracket	36422
23	19D124	2	Spacer	36422
24	1D323	AR	Shim, 16 GA	36422
	BCI109	AR	Shim, 1/8"	36422
25	22D288	1	Bar 36422	
	22D287	1	Hub	36422
	1X3938	1	Roll pin, Carbon Steel, Natural, 1/4" X 3-1/4"	09505
26	19D118	1	Brake Anchor Rod	36422

Parts List

R583

M5-7-79.0

Planetary Drive "Slow Down" Only



## Parts List

R583

Planetary Drive "Slow Down" Only - Continued				
REF.	PART NO.	QTY.	DESCRIPTION	FSCM No.
1	22E14	1	Gear W/Wear Sleeve	36422
2	1X3570	1	Wear Sleeve, AISI CRCQ .15% Carbon Maximum, 7-7/8" Shaft Dia. X 8.011 O.D. X 3/4"	80201
3	1X5479	1	Oil Seal, Case - Low Carbon Steel, Sealing Lip - 8.000" X 9.258" X 3/8"	80201
4	1X2956	1	Wear Sleeve, AISI CRCQ .15% Carbon Maximum, 4-7/8" Shaft Dia. X 5.000" O.D. X 3/4"	80201
5	22D43	1	Spacer	36422
6	22D47	1	"O" Ring	36422
7	22D41	1	Spacer	36422
8	22E20	1	Shaft	36422
9	IX2211		Ball Bearing, Single Row Shield One Side, Ring And Balls - High Carbon Chromium Steel, Cage And Shield - Low Carbon Steel, 4.3307" I.D. X 6.6929" O.D. X 1.1024"	91936
10	IX3422	1	Oil Seal, Case - Low Carbon Steel, Sealing Lip- Synthetic Rubber Garter Spring - Spring Steel, 5" X 6.256" X 5/8"	80201
11	22D21	1	Gear Case	36422
12	IX837	1	Countersunk Pipe Plug, Steel, 1/2"	09505
13	1X3425	1	Dowel Pin, Steel, 3/8" X 1-1/4"	09505
14	1X3420	1	Ball Bearing, Single Row, Rings And Balls - High Carbon Chromium Steel, Cage - Low Carbon Steel, 7-1/4" X 9-3/4" X 1-1/4"	91936
15	22D19	1	Gear, 32 Tooth	36422
16	IX3411	8	Cylindrical Roller Bearing AFBMA Type RY, Single Row Series 03, Rings And Rollers - High Carbon Chromium Steel, 1.7717" I.D. X 3.9370" O.D. X .9843"	19382
17	22D15	4	Planet Gear	36422
18	1X69	1	Snap Ring External, Carbon Spring Steel, Phosphate Coated 7"	79136
19	IX3421	1	Ball Bearing, Single Row Rings And Balls - High Carbon Chromium Steel, Cage - Low Carbon Steel, 4.3307" I.D. X 5.9055" O.D. X .7874"	91936
20	20J1050	4	"O" Ring	36422
21	22D45	4	End Cap	36422
	1X3357	12	Capscrew, Hex Head, UNC Class 2A - Grade 5, 3/8" X -1/2"	90483
	1X28	12	Spring Lockwasher, Medium Series, Carbon Steel, Natural, 3/8"	20859
22	22E18	1	Spacer	36422
23	22E16	1	End Cap	36422
	22E17	1	Gasket	36422
	18D6	2	Capscrew	36422
24	29D213	3	Relief Valve	36422
	1X974	1	Pipe Nipple, Standard Weight, Wrought Steel, NPT Threads, 1/8" X 1"	09505
	AC79	1	Coupling	36422
25	1X3424	1	Wear Sleeve, AISI CRCQ .15% Carbon Maximum 6" X 6-1/8" X 3/4"	80201
26	1X3423	1	Oil Seal, Case - Low Carbon Steel, Sealing Lip - Synthetic Rubber, Garter Spring - Spring Steel, 6-1/8" X 7.133" X 5/8"	80201
27	22D42	1	Spacer	36422
28	22D22	1	Gear Case Cover	36422

M5-7-79.0 (2 Of 3)

Parts List

R583

M5-7-79.0

Planetary Drive "Slow Down" Only - Continued				
REF.	PART NO.	QTY.	DESCRIPTION	FSCM No.
	IX3302	24	Capscrew, Hex Head, UNC Class - 2A - Grade 5, 1/2" X 1-1/2"	90483
	1X30	24	Spring Lockwasher, Medium Series, Carbon Steel, Natural, 1/2"	20859
29	22D48	1	"O" Ring	36422
30	IX1526	1	Snap Ring External, Carbon Steel, Phosphate Coated, 5-1/2"	79136
31	IX3419	1	Ball Bearing, Single Row, Rings And Balls - High Carbon Chromium Steel Cage - Low Carbon Steel 5-1/2" I.D. X 7-1/2" O.D. X 1"	91936
32	22D110	1	Gear, 38 Tooth	36422
33	1X2249	1	Magnetic Pipe Plug, Hexagon Socket, Steel, 1/2"	36540

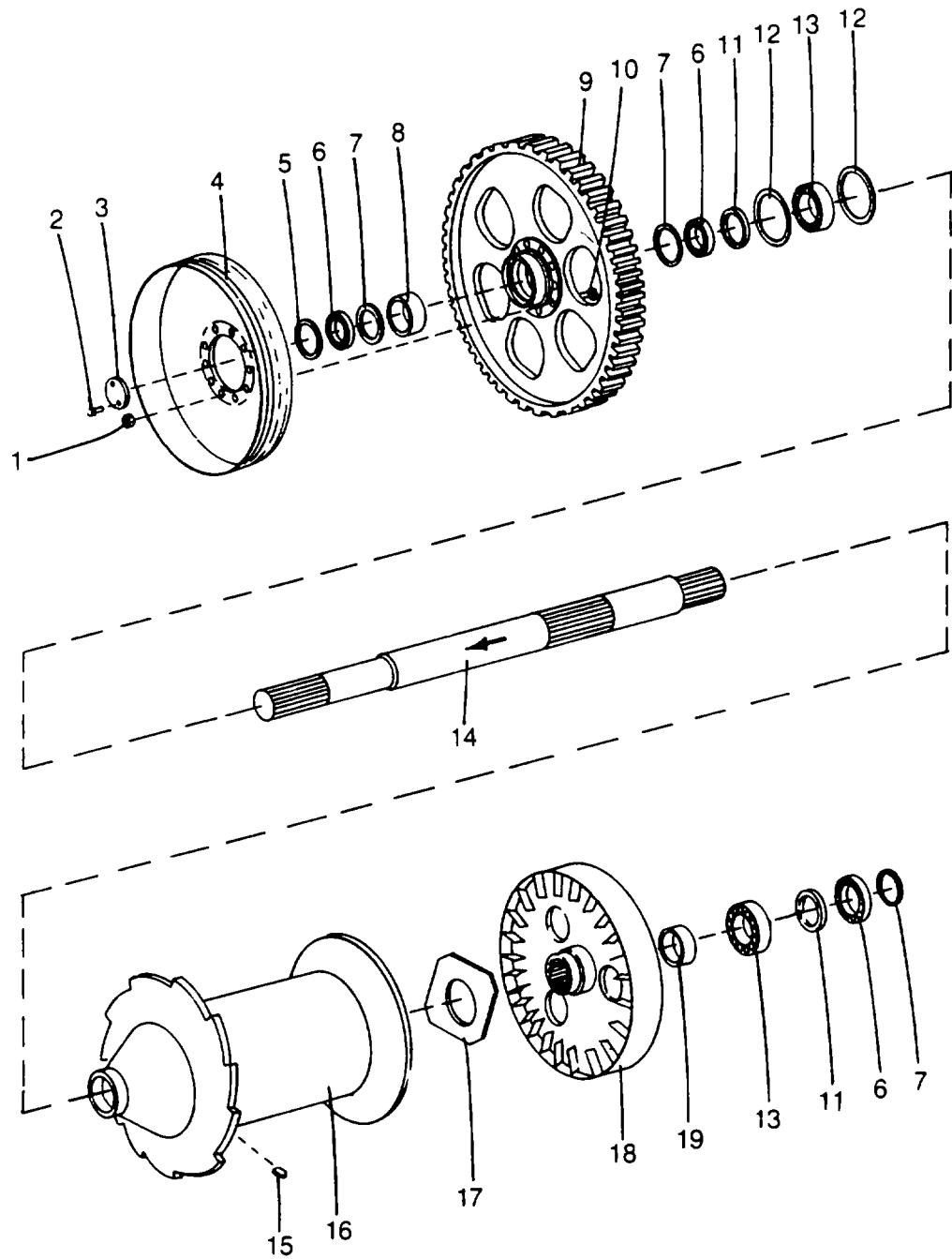


Parts List

R482

M5-8-22.0

Boom Hoist Shaft



## Parts List

R482

## Boom Hoist Shaft - Continued

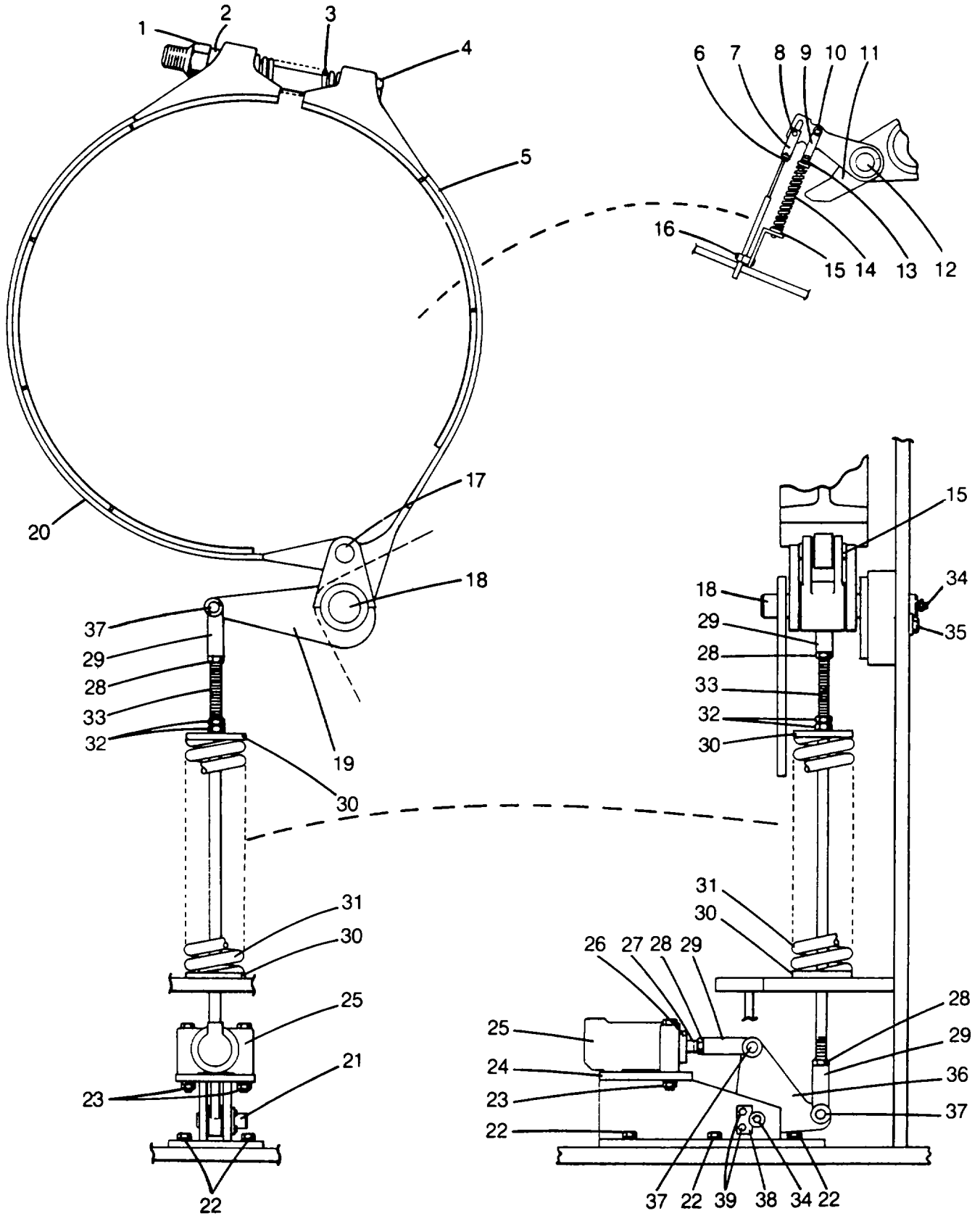
REF.	PART NO.	QTY.	DESCRIPTION	FSCM No.
1	1X110	6	Locknut, Nylon Insert, Hexagon, National UNF-3B Thread, Grade 5, Low Carbon Steel, Rockwell C32, 7/8"	72968
2	18D6	2	Capscrew	36422
3	CB14	1	End Cap	36422
4	22C8	1	Clutch Drum	36422
5	1X3446	1	Oil Seal, Case-Low Carbon Steel, Sealing Lip - Synthetic Rubber, Garter Spring - Spring Steel, 6" I.D. X 7.508"O.D. X 9/16"	80201
6	1X2284	2	Ball Bearing, Single Row, Radial, Rings And Balls - High Carbon Chromium Steel, Cage- Low Carbon Steel, 4.3307" I.D. X 6.6929" O.D. X 1.1024"	91936
7	1X2626	3	Snap Ring, Internal, Carbon Spring Steel, Phosphate Coated, 6-5/8"	79136
8	22D11	1	Spacer	36422
9	'22E79	1	Gear	36422
10	1X3601	6	Capscrew, 3H/ Head, UNF- Class 2A, Grade 5, Zinc Plated,	90483
11	22D12	2	Spacer	36422
	22C26	AR	Shim	36422
12	1X2649	2	Snap Ring, Internal, Carbon Spring, Steel, Phosphate Coated, 7-3/4"	79136
13	1X1978	2	Ball Bearing, Single Row Radial, Shield One Side, Rings And Balls - High Carbon Chromium Steel, Cage & Shield - Low Carbon Steel, 4.3307" I.D. X 7.8740" O.D. X 1.4961"	91936
14	22E20	1	B/H Shaft	36422
15	1Y87	1	Wedge	36422
16	22E69	1	Rope Drum	36422
17	12H49	1	Hydroid Washer	36422
18	22E4	1	Drum Brake	36422
19	22D14	1	Spacer	36422
			Note: See M5-7-72.0 For Planetary Assembly	

M5-8-22.0 (2 Of 2 )

Parts List

M5-8-74.0

Boom Hoist Brake And Pawl Controls



## Parts List

Boom Hoist Brake And Pawl Control - Continued				
REF.	PART NO.	QTY.	DESCRIPTION	FSCM No.
1	IX4992	1	Locknut, Nylon Insert, High Tensile, Medium Carbon Steel Rockwell C25-34, UNC-3B, 1-3/8"	72968
	18D186	AR	Stand-Cote	36422
2	22D84	1	Spacer	36422
	18E50	1	Spherical Washer	36422
	18E51	1	Spherical Washer	36422
3	18D97	1	Compression Spring	36422
4	IX5416	1	Hex Capscrew, UNC Class-2A - Grade 5, Steel, 1-3/8" X 12"	90483
	18D187	AR	Stand-Cote	36422
	18E50	1	Spherical Washer	36422
	18E51	1	Spherical Washer	36422
5	22E63	1	Brake Band	36422
	PX452	1	Lining Kit (For One Brake Assembly)	36422
6	IX193	1	Hexagon Jam Nut, 1/4", UNF-2B, Steel, Zinc Plated	90483
7	JC2238	1	Stamping	36422
8	JC2208	1	Pin	36422
	IX1080	1	Cotter Pin, Extended Prong, Square Cut, 1/16" X 1/2"	20859
9	JC2340	1	Yoke	36422
10	HB173	1	Yoke Pin	36422
	IX1302	1	Cotter Pin, Extended Prong, Square Cut, 3/32" X 3/4"	20859
11	22J370	1	Pawl	36422
12	22J337	1	Pin	36422
	9M404	1	Lockbar	36422
	1X4062	2	Locking Capscrew, Hex Head, UNC Class-2A - Grade 5, 3/8" X 3/4"	72968
	1X4232	2	Coiled Steel Journal Bearing, Carbon Steel W/Woven Teflon Fiber I.D. Surface, 1.5000" Shaft Dia. X 1.6558" Housing Dia. X 1.000"	80657
	JA1021	AR	Spacer (Use To Center To Pawl)	36422
13	IX194	1	Hexagon Jam Nut, 3/8", UNF-2B, Steel, Zinc Plated	90483
14	JC313	1	Spring	36422
	JC2393	1	Rod	36422
15	JC2177	2	Spring Seat	36422
16	1J1480	2	Clamp	36422
	1X4199	2	Capscrew, Hex Head, UNC Class-2A - Grade 5, 1/4" X 1-3/4"	90483
	1X2404	2	Plain Washer, Hot Rolled Mild Steel, Zinc Plated, 1/4"	86157
	1X5079	2	Locknut, Hexagon, Low Carbon Steel, Zinc Plated, Rockwell C32, Nylon Insert, UNC-3B, 1/4"	72968
17	18E52	1	Pin	36422
18	18C29	1	Pin	36422
	1X2774	2	Needle Roller Bearing, Drawn Cup, AFBMA Type NIB W/Oil Hole, Rollers-High Carbon Chromium Steel, Cup-Low Carbon Steel, 1-1/2" I.D. X1-7/8" O.D. X 1-1/4" Lg. W/Oil Hole	36422 36422
	VB92	AR	Shim, 16 Gauge	36422
	1A1275	AR	Shim, 26 Gauge	36422
19	22E48	1	Bell Crank	36422
20	22E65	1	Brake Band	36422
	PX452	1	Lining Kit (For One Brake Assembly)	36422
21	R2J150	1	Pin	36422
	1X4475	1	Needle Roller Bearing, Drawn Cup, AFBMA Type NIB, Rollers - High Carbon Chromium Steel, Cup - Low Carbon Steel - Loading End Not Carburized, 1" I.D. X 1-1/4" O.D. X 1" Lg. W/O Oil Hole	80657

## Parts List

R284

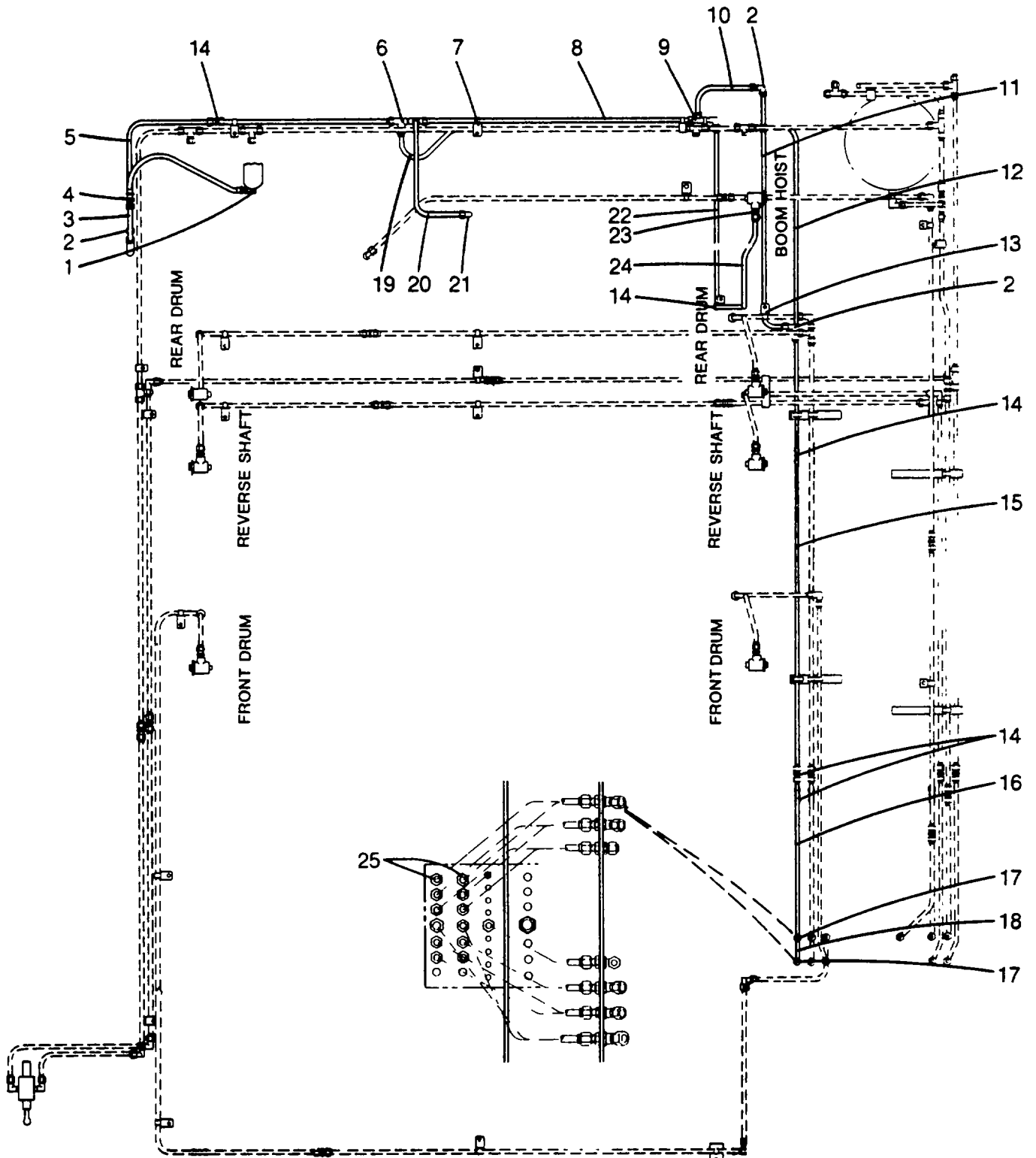
## Boom Hoist Brake And Pawl Controls - Continued

REF.	PART NO.	QTY.	DESCRIPTION	FSCM No.
22	1X5137	6	Locking Capscrew, Hex Head, UNC Class-2A - Grade 5, 1/2" X 1-1/4"	72968
23	1X3746	2	Capscrew, Hex Head, UNC Class-2A - Grade 5, 5/8" X 4-1/2"	90483
	1X3870	2	Locknut, Hexagon, Low Carbon Steel, Rockwell C32, Nylon Insert, UNC-3B, 5/8"	72968
24	22J153	1	Mounting Stand	36422
25	18J21	1	Cylinder Assembly	36422
26	18J23	1	Piston	36422
	20C46	1	Oil Seal	36422
	1X1963		Truarc Retaining Ring, Internal, Carbon Spring Steel, Phosphate Coated, 2-1/2"	79136
27	22J151	1	Rod	36422
28	1X185	3	Finished Hexagon Jam Nut, Coarse Thread, Steel, Zinc Plated, 3/4"	90483
29	AC193	3	Clevis	36422
30	22J162	2	Spring Seal	36422
31	18J16	1	Spring	36422
32	1X155	2	Finished Hexagon Nut, Coarse Thread, Carbon Steel, 3/4"	90483
33	22J155	1	Rod	36422
34	IX812	2	Grease Fitting, 1/8" -27 Dryseal PTF-SAE Short	78385
35	9M404	1	Lockbar	36422
	8A151	2	Capscrew	36422
36	22J178	3	Bell Crank	36422
37	JC22	3	Pin	36422
	1X1086	1	Cotter Pin, Extended Prong, Square Cut, 1/8" X 1"	20859
38	18J32	1	Lockbar	36422
39	1X5133	2	Locking Capscrew, Hex Head, UNC Class-2A - Grade 5, 3/8" X 5/8"	72968
	22J1744	1	Pawl Control Label, Not Shown	36422

Parts List

M5-8-83.1

Boom Hoist Lines



NA363-D


## Parts List

Boom Hoist Lines - Continued				
REF.	PART NO.	QTY.	DESCRIPTION	FSCM No.
1	1X1935	1	Adapter Union 900, Steel, 3/8" X 3/8"	09505
2	1X1162	3	Elbow, Union 90°, 37° Flare, Steel, Zinc Plated, 1/2"	09505
3	22J41	1	Tube Assembly	36422
4	1X1160	1	Connector, Female 370 Flare, Steel, Zinc Plated, 1/2"	09505
5	22J138	1	Tube Assembly	36422
6	18J959	1	Shuttle Valve	36422
7	JC2279	1	Clamp 36422	
	JC2987	1	Bracket 36422	
	1X4062	1	Locking Capscrew, Hex Head, UNC Class 2A, 3/8" X 3/4"	72968
8	18J811	1	Tube Assembly	36422
9	1X1169	1	Tee, Female Run, 37° Flare, Steel, Zinc Plated, 1/2" X 3/8"	09505
	1J1189	1	Elbow	36422
	1X1911	1	Elbow, 900 Street, Steel, 3/8"	09505
10	22J591	1	Tube Assembly	36422
11	22J923	1	Tube Assembly	36422
12	22J597	1	Tube Assembly	36422
13	JC2987	1	Bracket 36422	
	JC2279	1	Tube Clamp	36422
14	1X1157	5	Union, 370 Flare, Steel, 1/2"	09505
15	32J855	1	Tube Assembly, Top	36422
	32J940	1	Tube Assembly, Bottom	36422
16	22J607	1	Tube Assembly	36422
17	28J587	2	Bulkhead Union	36422
18	22J609	1	Tube Assembly	36422
19	18J860	1	Tube Assembly	36422
20	22J159	1	Tube Assembly	36422
21	1J1189	1	Elbow	36422
22	18J996	1	Tube Assembly	36422
23	1X1152	1	Male Connector, 370 Flare, Steel, 1/2" X 3/8"	09505
24	22J122	1	Tube Assembly	36422
25	28J560	2	Hose Assembly	36422

Parts List

M5-9-15.1

Clutch Cylinder Assembly



N7-A

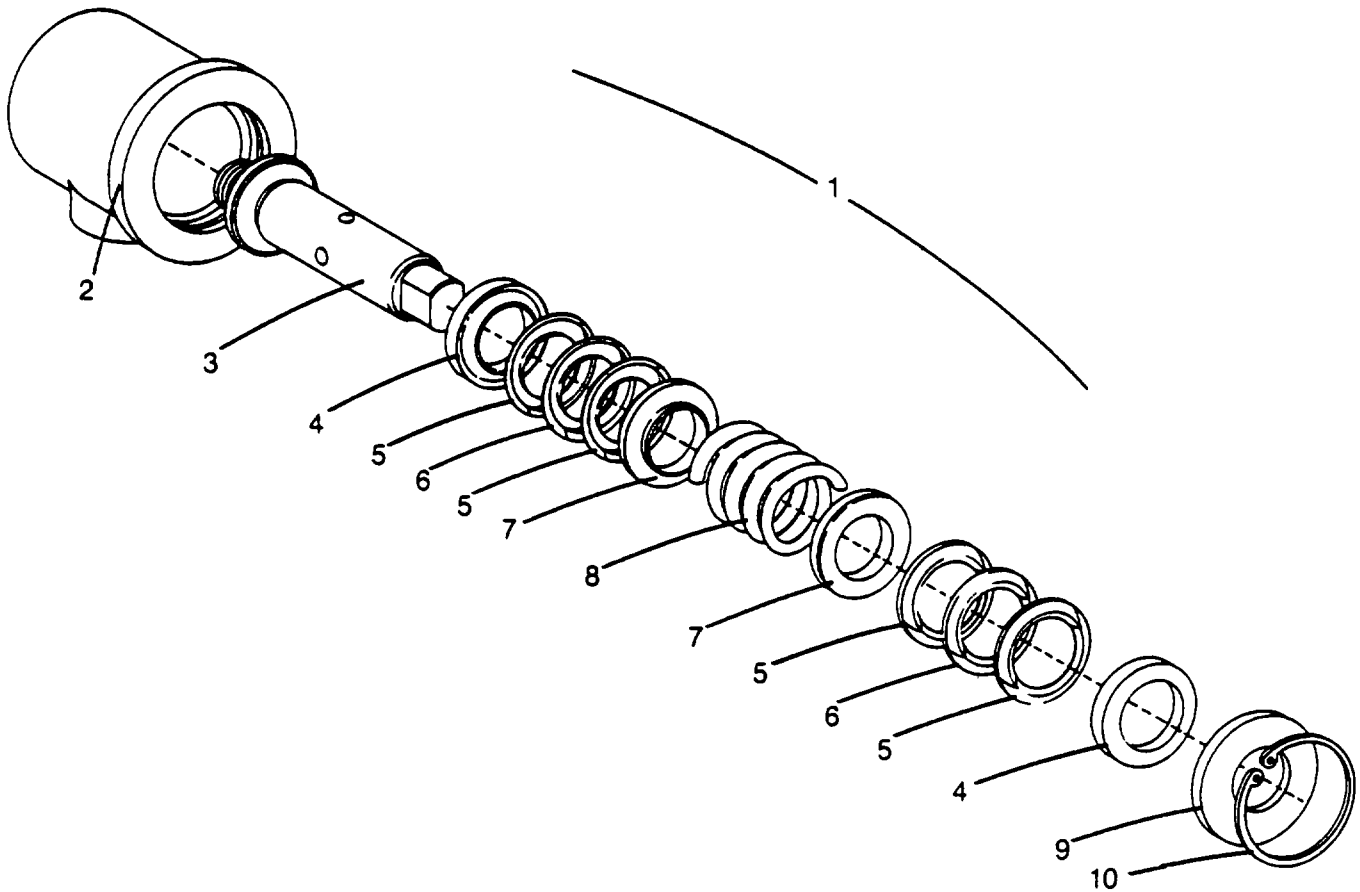
REF.	PART NO.	QTY.	DESCRIPTION	FSCM No.
1	22C16	1	Clutch Cylinder Assembly, Consisting Of The Following Replaceable Parts:	36422
2	22C14	1	Body	36422
3	1C300	2	Wiper Ring	36422
4	1C280	4	Back-up Washer	36422
5	1C204	2	"O" Ring 36422	
6	1C289	2	Piston 36422	



Parts List

M5-9-25.0

Clutch Rotating Joint



D404-D

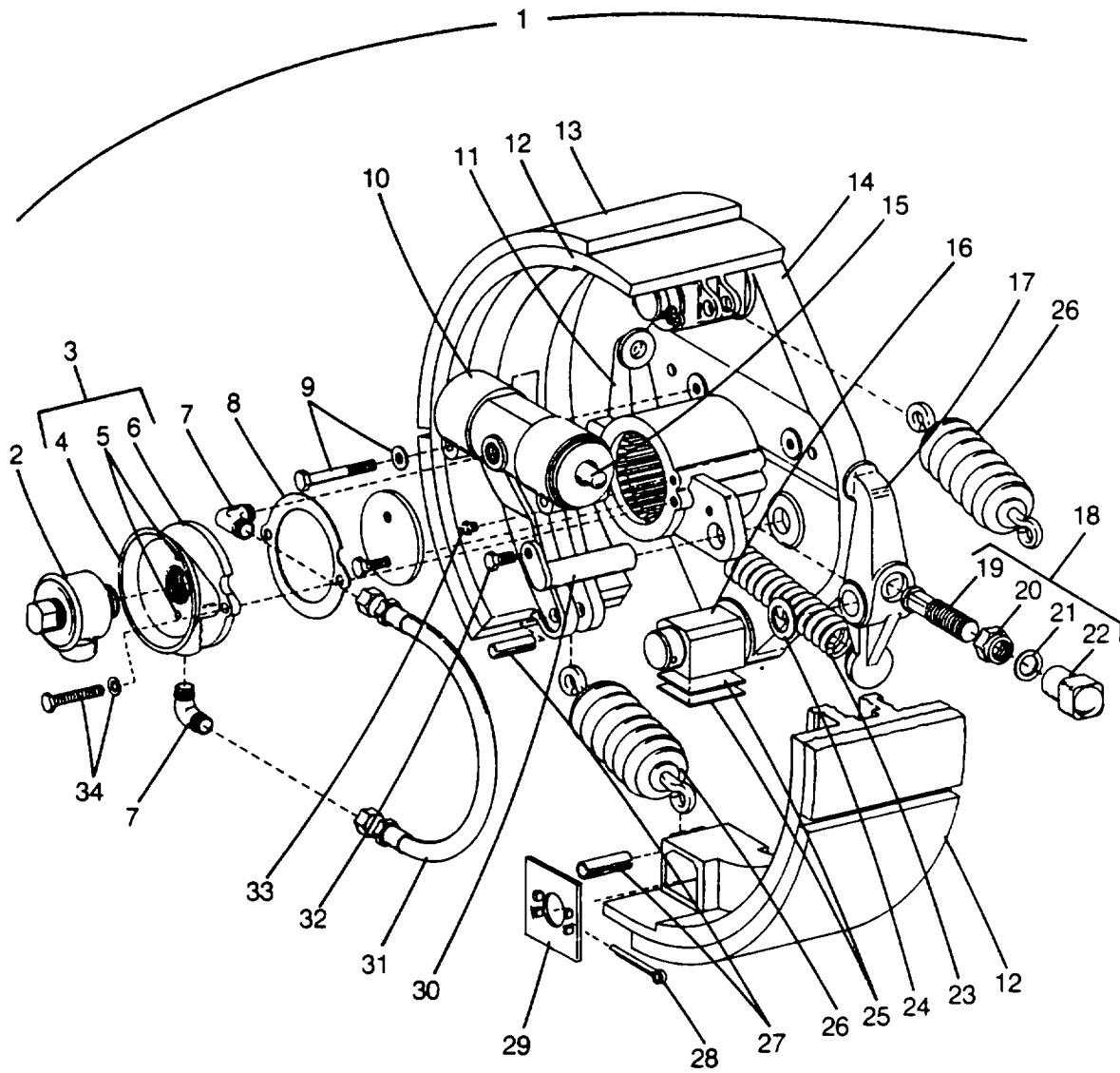
REF.	PART NO.	QTY.	DESCRIPTION	FSCM No.
1	1J673	1	Rotating Joint Assembly	36422
2	1J674	1	Housing	36422
3	1J675	1	Rotor	36422
4	JU4	2	Adapter Ring	36422
5	PX177	1	"V" Packing - Kit of 6 (2 Per Kit)	36422
6	PX176	1	"V" Packing - Kit of 4 (4 Per Kit)	36422
7	JU5	2	Adapter Ring	36422
8	JC2529	1	Spring	36422
9	JC1674	1	Shim, 12 Ga.	36422
10	JC1675	1	Snap Ring - Internal	36422

Parts List

R1184

M5-9-44.0

Clutch Assembly, 23" X 6"



Parts List

R118

Clutch Assembly, 23" X 6" - Continued				
REF.	PART NO.	QTY.	DESCRIPTION	FSCM No.
1	22C131*	1	Clutch Assy. - Right Side	36422
2	2C132*	1	Clutch Assy. - Left Side	36422
2		1	Rotating Joint (See Keysheet, Page 5-9-)	36422
3	22C103	1	Rotating Joint Adaptor Assy.	36422
4	DC348	1	Slinger Cup	36422
5	IX1516	2	Drive Screw	36422
6	22C10	1	Adaptor	36422
7	1J1189	1	Elbow	36422
8	22C15	1	Gasket	36422
9	1X4474	2	Locking Capscrew, Hex Head, N.C., UNC Class 2A - Grade 5, 1/2" X 3-1/2"	16941
	1X20	2	Plain Washer, Hot Rolled Mild Steel, 79807 Natural Finished, 1/2"	
10		1	Clutch Cylinder Assembly (See Keysheet Page 5-9- )	36422
11	22C7	1	Clutch Lever	36422
12	9C311	2	Clutch Shoe	36422
13	PX431	1	Lining Kit - For Two Clutch Shoes	36422
14	22CI10	1	Clutch Spider W/Pins	36422
15	1C35	1	Piston Rod	36422
16	22C140	2	Bushing	36422
17	22C6	1	Clutch Lever	36422
18	1C299	1	Clutch Adjusting Assembly	36422
19	1C143	1	Adjusting Bolt	36422
20	1C227	1	Jam Nut	36422
21	25C80	1	Serrated Washer	36422
22	1C293	1	Adjusting Nut	36422
23	1C43	1	Compression Spring	36422
24	1C165**	AR	Shim, 20 Ga.	36422
	1X22**	AR	Plain Washer, Hot Rolled, Mild Steel, Natural Finished, 1"	79807
25	1C78	AR	Shim, 12 Ga.	36422
	1C79	AR	Shim, 16 Ga.	36422
	1C80	AR	Shim, 28 Ga.	36422
26	1C179	2	Extension Spring	36422
27	1C38	4	Rollpin	36422
28	1X2442	2	Cotter Pin, Extended Prong, Square Cut, 5/16" X 2-1/2"	20859
29	22C104	2	Shoe Retainer	36422
30	22C46	2	Clutch Lever Pin	36422
31	1J1200	1	Hose Assembly, 1'4" (40.64 cm)	36422
32	1X4148	2	Locking Capscrew, Hex Head, N.C., UNC Class, 2A - Grade 5, 1/2" X 1"	16941
	1X20	2	Plain Washer, Hot Rolled, Mild Steel, 79807 Natural Finished, 1/2"	
33	1X1800	2	Grease Fitting, 1/8", 900, Steel, 78385 Bright Zinc Plated, Ball Check At Top	
34	1X3971	2	Locking Capscrew, Hex Head, N.C., UNC Class, 16941 2A - Grade 5, 3/8" X 1"	
	1X4	2	Plain Washer, Hot Rolled, Mild Steel, 79807 Natural Finished, 3/8"	

## Parts List

R1184

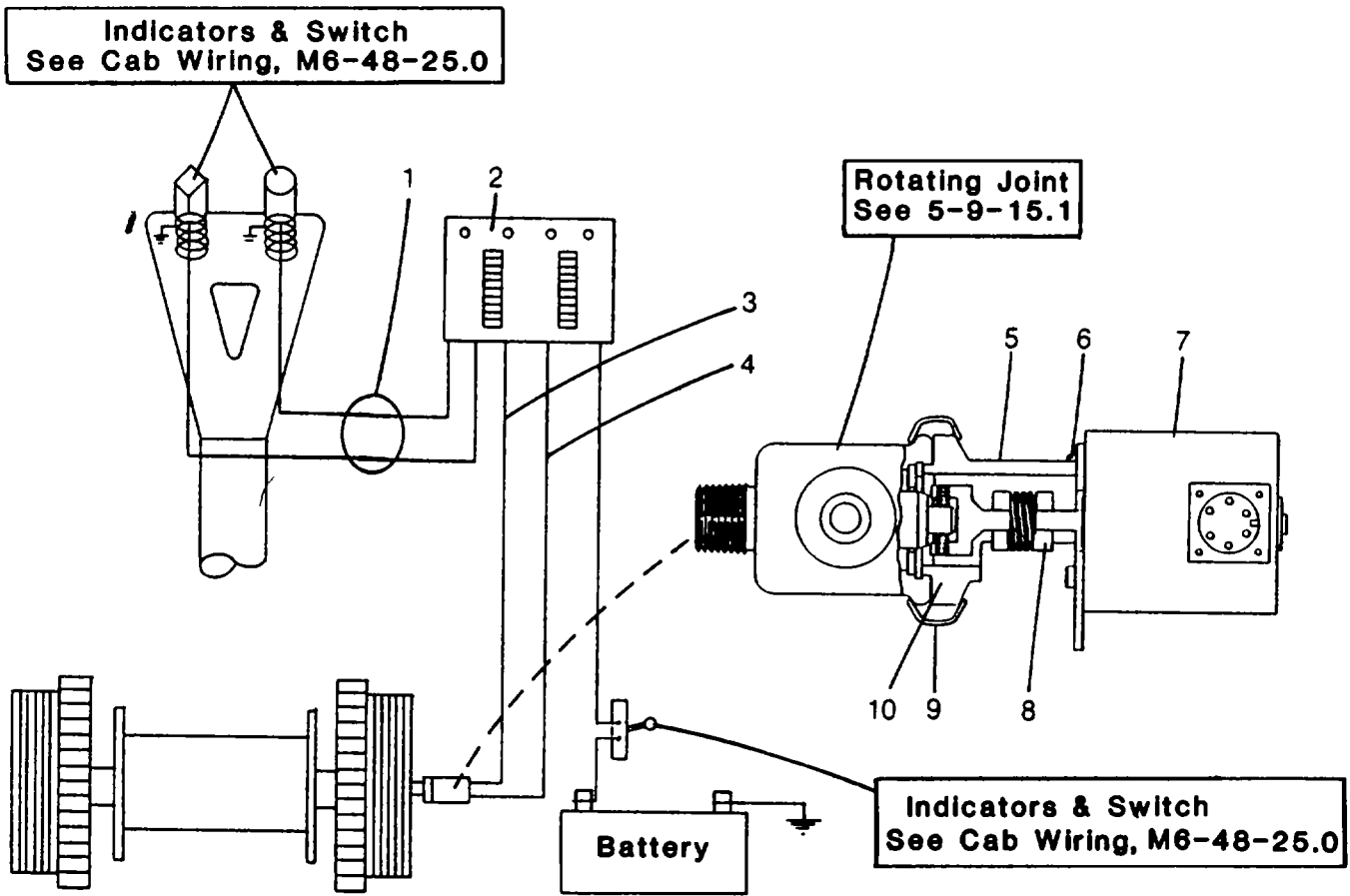
M5-9-44.0

Clutch Assembly, 23" X 6" - Continued

REF.	PART NO.	QTY.	DESCRIPTION	FSCM No.
	*		Both Left And Right Hand Clutches Are Used On Machine. Terms Left And Right Hand Are Used To Denote The Way Clutch Shoes And Actuator Arms Are Mounted On Clutch Spider. All Parts From A Right Hand Clutch Are Interchangeable With All Parts Of A Left Hand Clutch, But Are Assembled Opposite. On A Right Hand Clutch Shoes Are Installed In A Clockwise (R.H.) Direction From Shoe Toe To Heel. On A Left Hand Clutch. The Shoes Are Assembled In A Counterclockwise (L.H.) Direction From Shoe To Heel. For Further Clarification, Consult Service Manual, Page 5-9- .	
	**		Use Shims As Required Between Lugs Of Spider & Lever Arms To Center Push Rods W/Hole In Piston.	

M5-9-44.0(3 of 3)

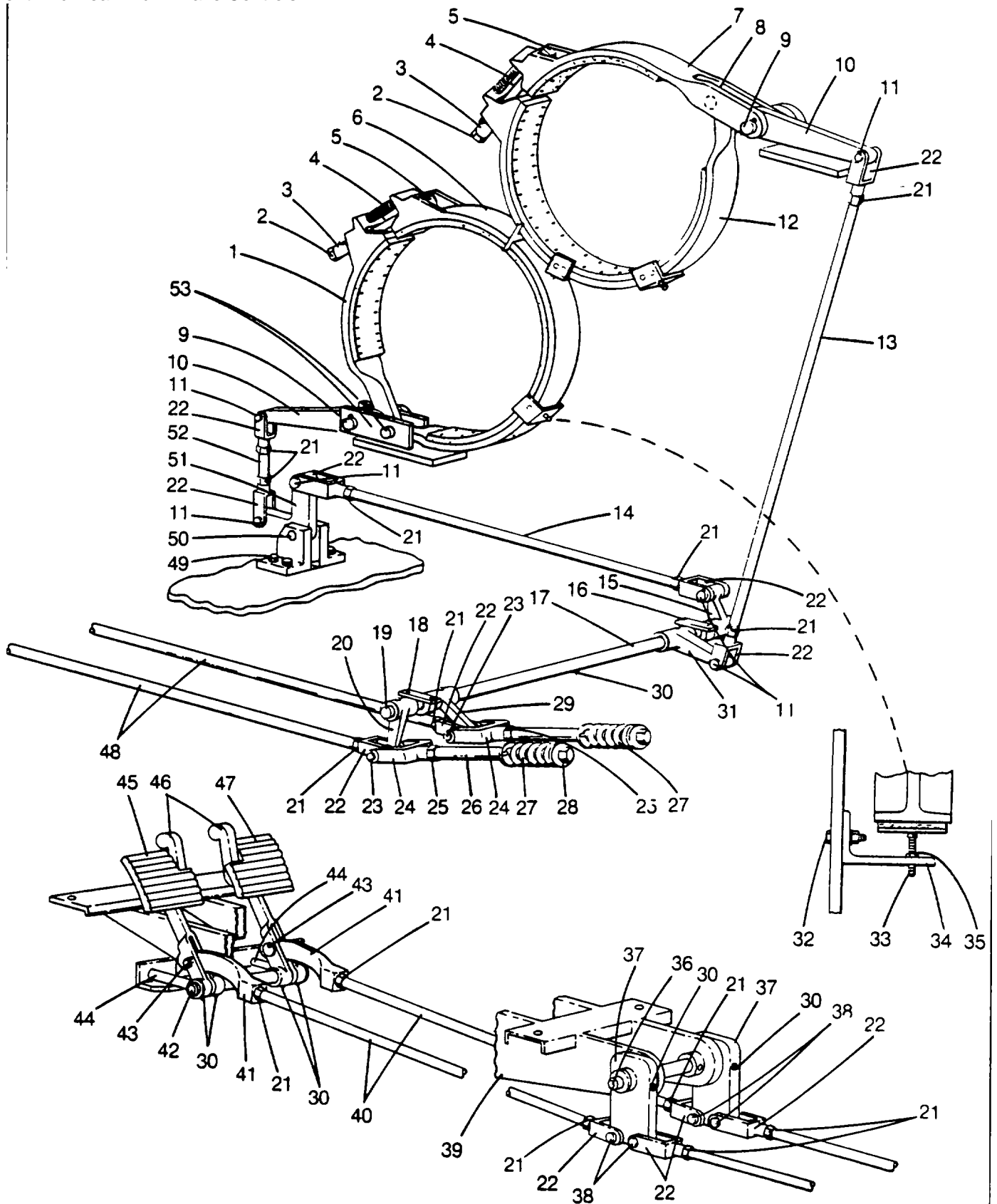
Rotation Indicator



D223-A,D211-A

REF.	PART NO.	QTY.	DESCRIPTION	FSCM No.
1	22J547	1	Harness	36422
2	28J732	1	Amplifier	36422
3	22J1099	1	Wire Assembly	36422
4	22J548	1	Wire Assembly	36422
5	28J2423	2	Mount	36422
6	1X5965	8	Capscrew, Hex Socket Head, NC-3 Threads, Heat Treated Alloy Steel, Grade 8, #6 X 3/8"	90483
7	28J730	2	Sending Unit	36422
8	28J731	2	Shaft	36422
9	18D99	2	Coupling	36422
10	28J709	2	Adaptor	36422
	1X4292	2	Hex Socket Set Screw, Cup Point, Heat Treated Alloy Steel, UNF3A, #6 X 1/2"	90483
	28J1609	4	Items Not Shown: Shock Mount	36422

Front And Rear Drum Brake Controls



Parts List

R683

Front And Rear Drum Brake Controls - Continued

REF.	PART NO.	QTY.	DESCRIPTION	FSCM No.
1	22D144	1	Brake Band	36422
	PX419		Lining Kit - For One (1) Brake Assembly	36422
2	1X4992	2	Locknut, Nylon Insert, High Tensile, Medium Carbon Steel, Rockwell C25-34, UNC-3B, 1-3/8"	72968
	18D186	AR	Stand-Cote	36422
3	18D23	2	Spacer	36422
	18E50	2	Washer	36422
	18E51	2	Washer	36422
4	1D92	2	Compression Spring	36422
5	1X5416	2	Hex Capscrew, UNC Class-2A - Grade 8, Steel, 1-3/8" X 12"	90483
	18D187	AR	Stand-Code	36422
6	22D146	1	Brake Band	36422
	PX419	1	Lining Kit - For One (1) Brake Assembly	36422
7	22D142	1	Brake Band 36422	
			Lining Kit - For One (1) Brake Assembly	36422
8	18D164	2	Pin 36422	
9	18D10	2	Pin 36422	
	1X1356	2	Plain Washer, Hot Rolled Mild Steel, Zinc Plated, 1-1/4"	86157
	1X1097	2	Cotter Pin, Extended Prong, Square Cut, 1/4" X 1-3/4"	20859
	1D144	AR	Shim	36422
	1D145	AR	Shim	36422
	1J218	AR	Shim	36422
10	18D9	2	Bellcrank	36422
11	JC22	6	Pin 36422	
	1X1086	6	Cotter Pin, Extended Prong, Square Cut, 1/8" X 1"	20859
12	22D139	1	Brake Band 36422	
	PX419	1	Lining Kit - For One (1) Brake Assembly	36422
13	37J96	1	Rod 36422	
14	18J440	1	Rod 36422	
15	1J20	1	Lever 36422	
16	1X5137	2	Locking Capscrew, Hex Head, UNC Class-2A - Grade 5, 1/2" X 1-1/4"	72968
	1X20	2	Plain Washer, Hot Rolled Mild Steel, Zinc Plated, 1/2"	86157
17	22J437	1	Torque Tube 36422	
18	1X3302	2	Capscrew, Hex Head, UNC Class-2A - Grade 5, 1/2" X 1-1/2"	90483
	1X20	2	Plain Washer, Hot Rolled Mild Steel, Zinc Plated, 1/2"	86157
	1X3808	2	Locknut, Hexagon, Low Carbon Steel, Zinc Plated, Rockwell C32, Nylon Insert, UNC-3B, 1/2"	72968
19	22J431	1	Torque Shaft	36422
20	1J20	1	Lever	36422
	18J5	1	Bearing	36422
21	1X198	14	Hexagon Jam Nut, 5/8" UNF-2B, Steel, Zinc Plated	90483
22	JC646	12	Clevis	36422
23	4D138	2	Pin	36422
	1X21	2	Plain Washer, Hot Rolled Mild Steel, Zinc Plated, 5/8"	86157
	1X1305	2	Cotter Pin, Extended Prong, Square Cut, 3/16" X 1"	20859
24	9J6	2	Clevis	36422
25	1X184	6	Finished Hexagon Jam Nut, Coarse Thread, Steel, Zinc Plated, 5/8"	90483
26	JC1547	2	Spring Bolt	36422
27	JC1545	2	Spring	36422
28	JC2158	4	Spring Collar	36422
	1J19	1	Arm Lever	36422

## Parts List

R683

M5-12-40.0

## Front And Rear Drum Brake Controls - Continued

REF.	PART NO.	QTY.	DESCRIPTION	FSCM No.
30	1X812	7	Grease Fitting, 1/8", 60u, Steel, Bright Zinc Plated, Ball Check At Top	78385
31	1J19	1	Lever	36422
	18J5	1	Bearing	36422
32	1X3734	4	Capscrew, Hex Head, UNC Class-2A - Grade 5, 1/2" X 2"	90483
	1X3808	4	Locknut, Hexagon, Low Carbon Steel, Zinc Plated, Rockwell C32, Nylon Insert, UNC-3B, 1/2"	72968
33	1X598	2	Square Head Set Screw, Clip Point Coarse Threads, Carbon Threads, Carbon Steel Case Hardened, 1/2" X 2-1/2"	90483
34	19D9	2	Support Bracket	36422
35	1X183	2	Finished Hexagon Jam Nut, Coarse Thread Steel, Zinc Plated, 1/2"	90483
36	1J29	1	Pin	36422
	1X1093	2	Cotter Pin, Extended Prong, Square Cut, 3/16" X 1-1/2"	20859
37	22J804	2	Bellcrank	36422
38	JC22	4	Pin	36422
	1X1086	4	Cotter Pin, Extended Prong, Square Cut, 1/8" X 1"	20859
39	22J791	1	Support	36422
40	1A2474	2	Rod	36422
41	9J7	2	Connecting Link	36422
42	9J996	1	Pin	36422
43	JT287	2	Pin	36422
	1X1087	4	Cotter Pin, Extended Prong, Square Cut, 1/8" X 1-1/4"	20859
44	1X5253	2	Hexagon Head Capscrew, UNF Class-2A, Grade 5, Plastic Patch, Zinc Plated, Chromate Treated, 1/2" X 7"	72968
45	22J803	1	Pedal (Front Drum)	36422
46	JC4277	2	Lock Pedal	36422
	1X1086	2	Cotter Pin, Extended Prong, Square Cut, 1/8" X 1"	20859
	1M5799	2	Spacer	36422
	JA82	2	Yoke Pin	36422
	JC1543	2	Ext. Spring	36422
	1X3968	4	Locking Capscrew, Hex Head, UNC Class-2A - Grade 5, 5/16" X 3/4"	72968
	1X181	2	Finished Hexagon Jam Nut, Coarse Thread, Steel Zinc Plated, 5/16"	90483
47	22J802	1	Pedal (Rear Drum)	36422
48	22J433	2	Rod	36422
49	18J1460	1	Bracket	36422
	1X5300	1	Locking Capscrew, Hex Head, UNC Class-2A - Grade 5, 3/8" X 1/2"	72968
	9C85	1	Lock Bar	36422
	1X5137	4	Locking Capscrew, Hex Head, UNC Class-2A - Grade 5, 1/2" X 1-1/4"	72968
50	18J6	1	Pin	36422
51	18J29	1	Bellcrank	36422
	DC453	2	Bearing	36422
52	JB767	1	Rod	36422
53	22D156	2	Link	36422
	19D82	1	Pin	36422
	1X1277	1	Cotter Pin, Extended Prong, Square Cut, 1/4" X 1-1/2"	20859

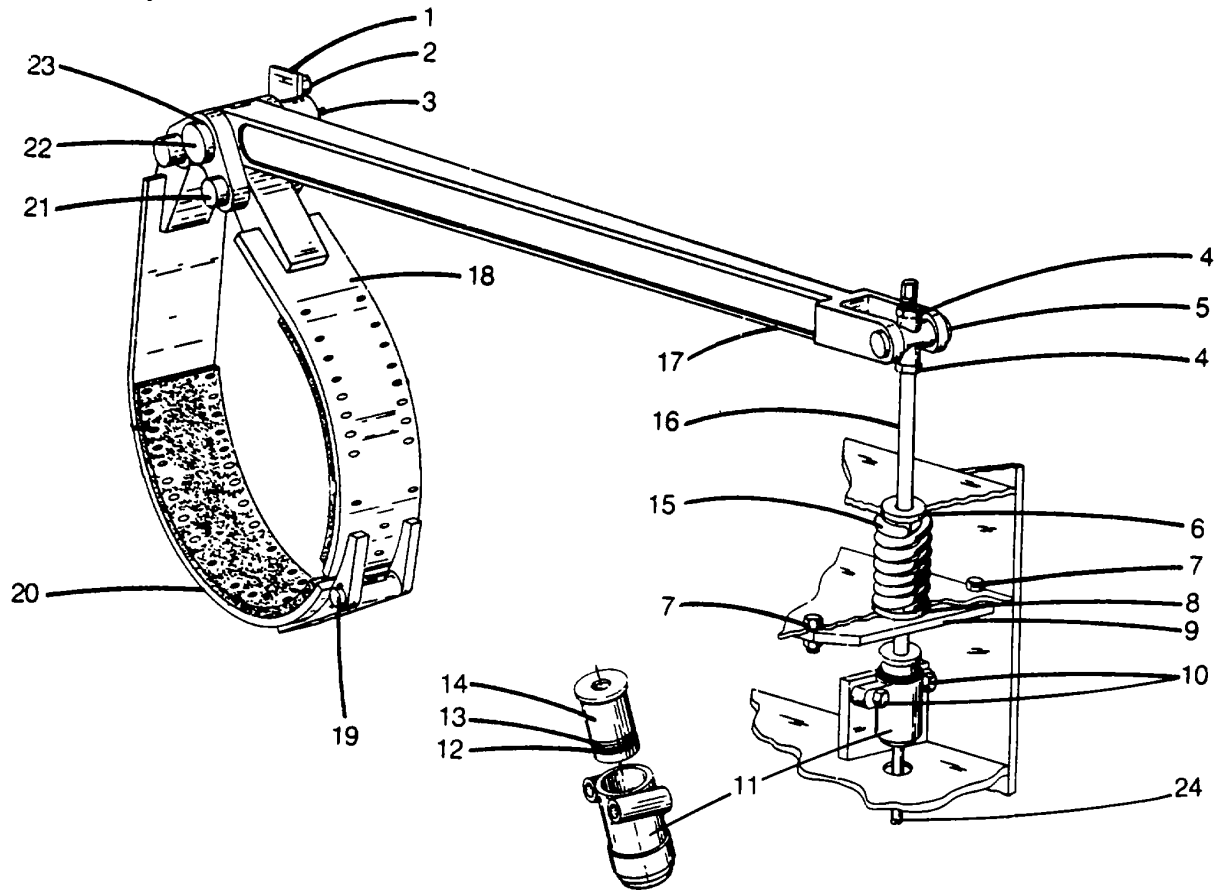
M5-12-40.0 (3 Of 3)



Parts List

M5-14-4.0

Swing Brake Assembly



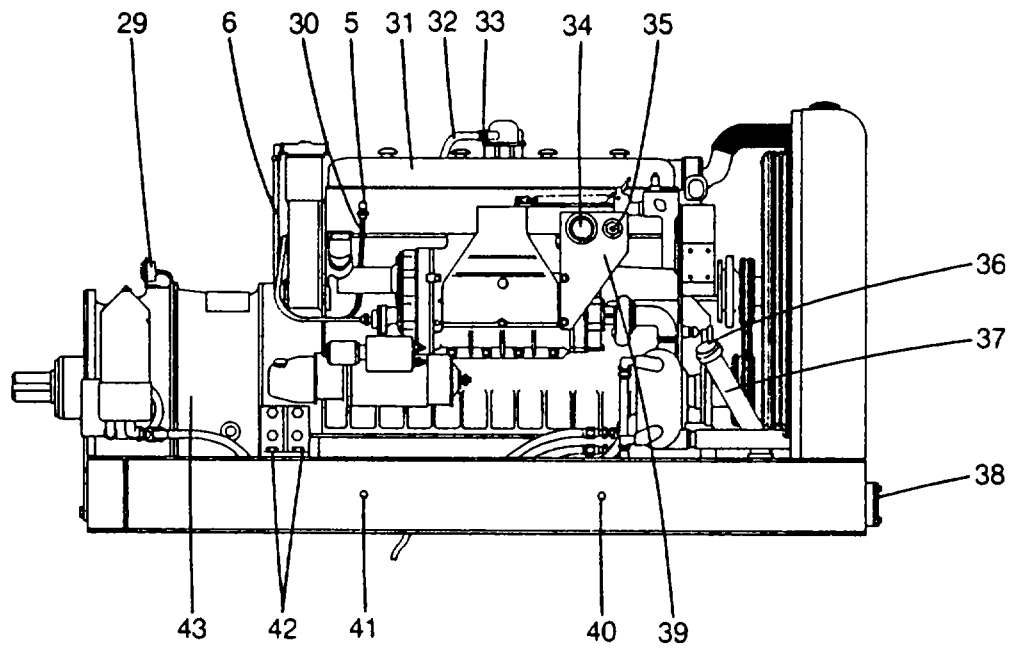
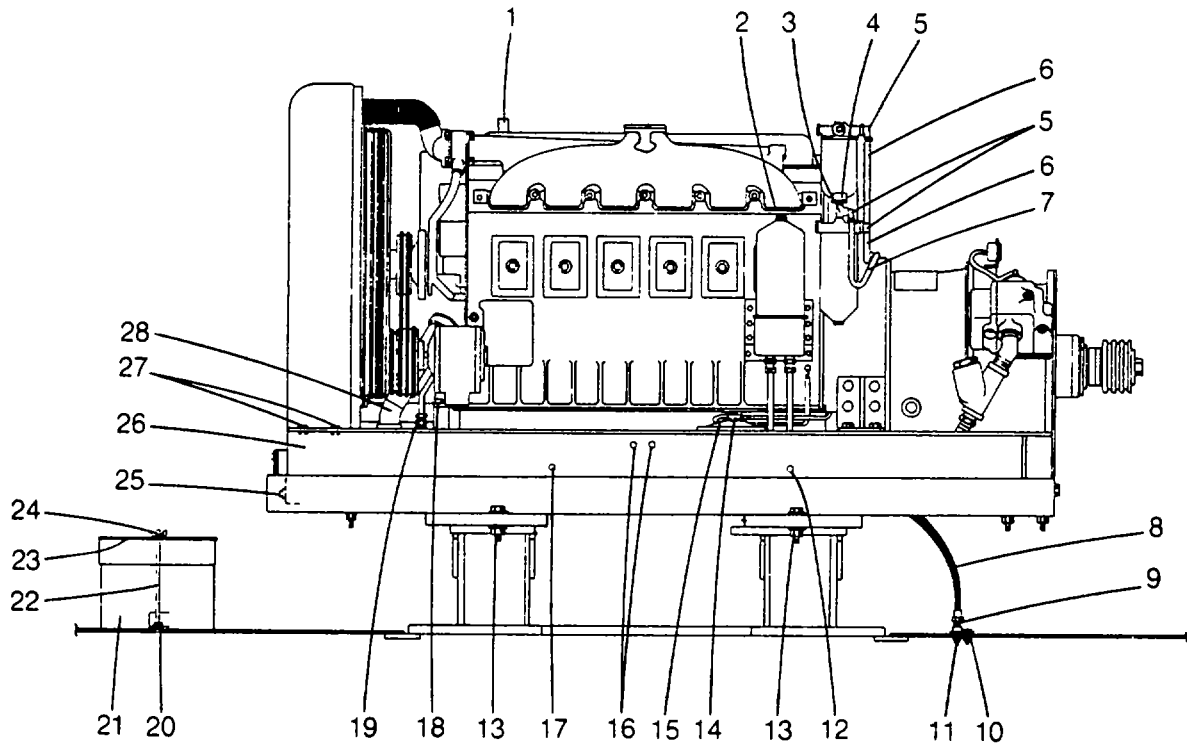
REF.	PART NO.	QTY.	DESCRIPTION	FSCM No.
1	9M404	1	Lock Plate	36422
2	8A151	2	Capscrew	36422
3	1X812	1	Grease Fitting, 1/8" -27 Dryseal PTF-SAE Short	78385
4	DT33	2	Adjusting Nut	36422
5	9D34	1	Pivot Pin	36422
	VB92	AR	Shim, 16 Gauge	36422
	1A1275	AR	Shim, 26 Gauge	36422
6	1X9	1	Plain Washer, Hot Rolled Mild Steel, Zinc Plated, 7/8"	86157
7	1X3800	2	Capscrew, Hex Head, UNC Class 2A - Grade 5, 5/8" X 2-3/4"	90483
	1X31	2	Spring Lockwasher, Medium Series, Carbon Steel, 20859 Natural, 5/8"	
	1X154	2	Finished Hexagon Nut, Coarse Thread, Carbon Steel, 5/8"	90483
8	AC2824	1	Spring Retainer	36422
9	18J127	1	Bracket	36422
10	1X3768	2	Capscrew, Hex Head, UNF-Class 2A-Grade 5, Zinc Plated, 5/8" X 3-3/4"	90483
	1X31	2	Spring Lockwasher, Medium Series Carbon Steel, Natural 20859 5/8"	
11	1J255	1	Cylinder Assembly	36422
12	1C194 *	1	"O" Ring	36422
13	1C97 *	1	Back-Up Ring	36422

## Parts List

## Swing Brake Assembly - Continued

REF.	PART NO.	QTY.	DESCRIPTION	FSCM No.
14	1J257	1	Piston	36422
15	AC2825	1	Spring	36422
16	18J46	1	Rod	
36422				
17	18C28	1	Bell Crank	36422
18	18C25	1	Brake Band 36422	
	PX447	1	Lining Kit (For One Brake Assembly)	36422
19	18C33	1	Pin	36422
	1X1093	2	Cotter Pin, Extended Prong, Square Cut, 3/16" X 1-1/2"	20859
20	18C24	1	Brake Band	
	PX447	1	Lining Kit (For One Brake Assembly)	36422
21	18C30	2	Pin	36422
22	18C29	1	Anchor Pin	36422
23	1X2774	2	Needle Roller Bearing, Drawn Cup, AFBMA Type N1B W/Oil Hole, Rollers-High Carbon Chromium Steel, Cup-Low Carbon Steel, 1-1/2 I.D. X 1-7/8 O.D. X 1-1/4 Lg.	80657
24			Swing Brake Line (See Keysheet Hyd. Lines, M7-4-153.0)	
*	3X257	1	Seal Kit	36422

GM6-71 W/Single Stage Torque Converter



Parts List

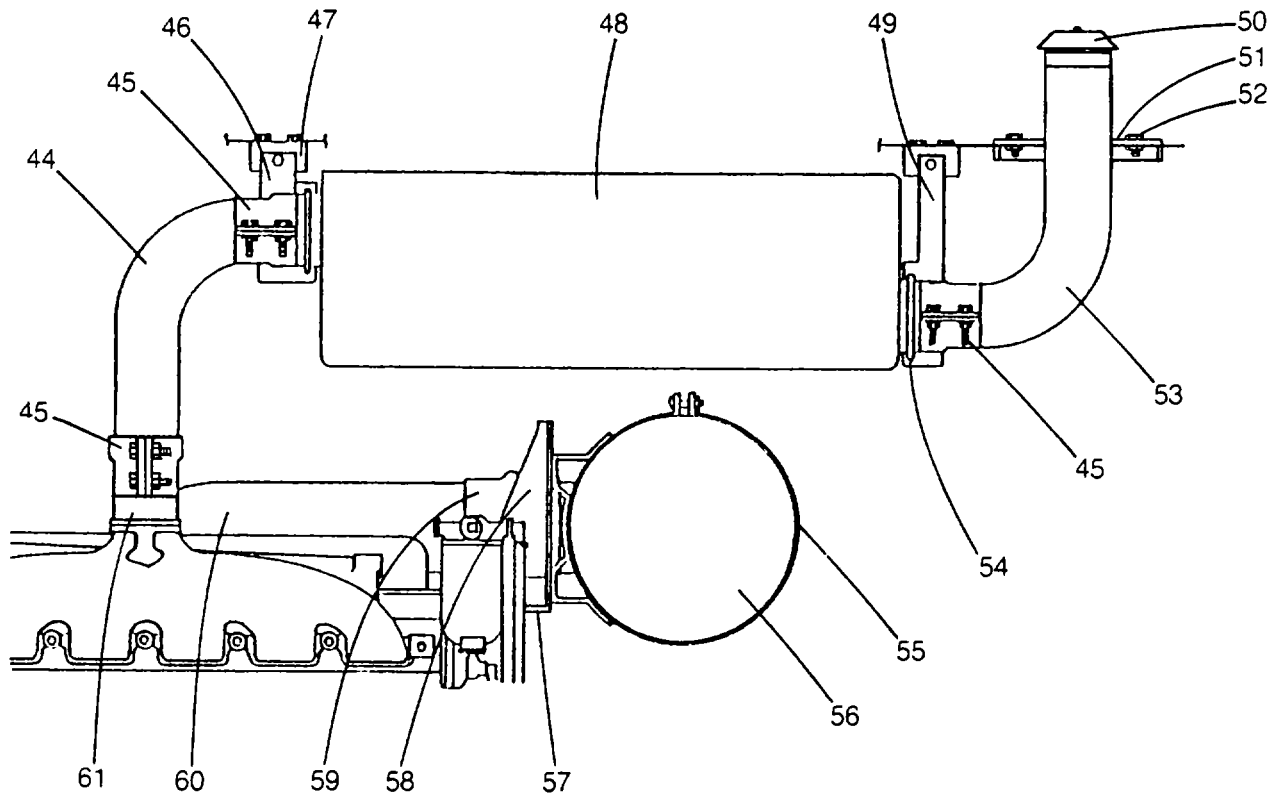
R782

GM6-71 W/Single Stage Torque Converter - Continued

REF.	PART NO.	QTY.	DESCRIPTION	FSCM No.
1	45J279	2	Temperature Sending Unit	36422
2	17H61	1	Pressure Sending Unit	36422
3	1X2332	1	Street Tee, Steel, Zinc Plated, 1/4"	09505
	1X814	1	Reducing Bushing, Steel, Bright Zinc, 1/4" X 1/8"	09505
4	8H1079	1	Pressure Switch	36422
5	1X1173	4	90°, Male Elbow, 37° Flare, Steel, 3/4" X 1/4"	09505
6	19H314	2	Hose Assembly	36422
7	22H240	1	Hose Assembly	36422
8	1H1581	1	Crankcase Drain Hose	364229
	HC1935	1	Crankcase Drain Anchor	36422
10	1X2574	2	Capscrew, Hex Head, UNC Class 2A- Grade 5, 3/8" X 1"	90483
	1X3809	2	Locknut, Hexagon, Low Carbon Steel, Zinc Plated, Rockwell C32, Nylon Insert, UNC-3B, 3/8"	72968
11	1X829	1	Pipe Plug, Square Head, Steel, 1/2"	09505
12	1X3778	1	Capscrew, Hex Head, UNC Class 2A-Grade 5, 1/4" X 3"	90483
	1X5079	1	Locknut, Hexagon, Low Carbon Steel, Zinc Plated, Rockwell C32, Nylon Insert, UNC-3B, 1/4"	72968
	1N2239	1	Spacer	36422
	28N1252	1	Tube Clamp 36422	
13	1X3853	4	Capscrew, Hex Head, UNC Class 2A-Grade 5, 3/4" X 2-3/4"	90483
	1X58	4	Bevel Washer, Malleable Iron, Taper 2" in 12", 3/4"	86157
	1X4513	4	Locknut, Hexagon, Low Carbon Steel, Zinc Plated, Rockwell C32, Nylon Insert, UNC-3B, 3/4"	72968
14	1H1833	1	Tee	36422
	1H1834	1	Bushing	36422
15	1H1830	1	Air Box Drain Tank	36422
	1H1835	1	Drain Cock	36422
	1H1831	1	Air Box Drain Hose	36422
16	1X3743	2	Capscrew, Hex Head, UNC Class 2A-Grade 5, 1/4" X 1"	90483
	1X5079	2	Locknut, Hexagon, Low Carbon Steel, Zinc Plated, Rockwell C32, Nylon Insert, UNC-3B, 1/4"	72968
17	1X3777	1	Capscrew, Hex Head, UNC Class 2A-Grade 5, 1/4" X 1-1/4"	90483
	1X5079	1	Locknut, Hexagon, Low Carbon Steel, Zinc Plated, Rockwell C32, Nylon Insert, UNC -3B, 1/4"	72968
	28N1252	1	Tube Clamp	36422
18	1X3765	2	Capscrew, Hex Head, UNC Class 2A- Grade 5, 1/2" X 5"	90483
	1X56	2	Bevel Washer, Malleable Iron, Taper 2" In 12", 1/2"	86157
	1X3808	2	Locknut, Hexagon, Low Carbon Steel, Zinc Plated, Rockwell C32, Nylon Insert, UNC-3B, 1/2"	72968
19	19H316	1	Dipstick	36422
20	1X2574	2	Capscrew, Hex Head, UNC Class 2A- Grade 5, 3/8" X 1"	90483
	1X3809	2	Locknut, Hexagon, Low Carbon Steel, Zinc Plated, Rockwell C32, Nylon Insert, UNC-3B, 3/8"	72968
21	18A2746	2	Battery	36422
	8H844	2	Battery Cable	36422
22	22H470	2	Bolt	36422
23	22H466	1	Battery Cover	36422
24	1X3	2	Plain Washer, Hot Rolled Mild Steel, Zinc Plated, 5/16"	86157
	1X3913	2	Wing Nut, Nylon Insert, Zamak Alloy, Unplated, 5/16"	90483
25	1X829	1	Pipe Plug, Square Head, Steel, 1/2"	09505
26	1H2430	1	Engine Frame	36422
27	1X3357	4	Capscrew, Hex Head, UNC Class 2A- Grade 5, 3/8" X 1-1/2"	90483
	1X4	4	Plain Washer, Hot Rolled Mild Steel, Zinc Plated, 3/8"	86157

M6-5-60.0 (2 Of 4)

GM6-71 W/Single Stage Torque Converter - Continued



REF.	PART NO.	QTY.	DESCRIPTION	FSCM No.
	1X55	4	Bevel Washer, Malleable Iron, Taper 2" In 12", 3/8"	86157
	1X3809	4	Locknut, Hexagon, Low Carbon Steel, Zinc Plated, Rockwell C32, Nylon Insert, UNC-3B, 3/8"	72968
28	11X937	1	Street Elbow, 450, Malleable Iron, Black, 1-1/4"	09505
29	19H323	1	Panel	36422
30	22H242	1	Hose Assembly	36422
31	22H482	1	Engine	36422
32	822005005	AR	Hose, Type A (Neoprene), One Ply Wrapped, Wire Reinforced, 1-1/4" I.D. X 6'	24161
	1J1193	2	Tube Clamp	36422
	1H406	2	Clip	36422
33	8A4324	1	Adjustable Hose Clamp	36422
34	1H716	1	Hour Meter	36422
	HC1930	1	Vibration Dampner	36422
35	HC2273	1	Starter Button	36422
36	8H160	1	Breather Cap	36422
37	1X3575	1	Pipe Nipple, Standard Weight, Wrought Steel, 1-1/4" X 10-1/2"	-9505
38	19H318	1	Gasket	36422
	19H317	1	Cover Plate	36422
	1X3971	4	Locking Capscrew, Hex Head, UNC Class 2A- Grade 5, 3/8" X 1"	72968

Parts List

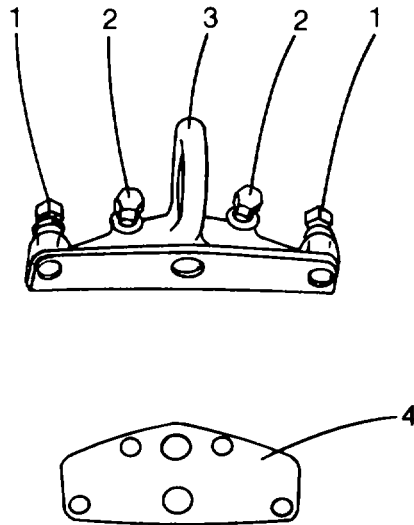
R782

GM6-71 W/Single Stage Torque Converter - Continued				
REF.	PART NO.	QTY.	DESCRIPTION	FSCM No.
39	22H225	1	Panel 36422	
40	1X3777	1	Capscrew, Hex Head, UNC Class 2A- Grade 5, 1/4" X 1-1/4"	90483
	1X5079	1	Locknut, Hexagon, Low Carbon Steel, Zinc Plated, Rockwell C32, Nylon Insert, UNC-3B, 1/4"	72968
	1J483	1	Tube Clamp	36422
41	1X3778	1	Capscrew, Hex Head, UNC Class 2A-Grade 5, 1/4" X 3"	90483
	1X5079	1	Locknut, Hexagon, Low Carbon Steel, Zinc Plated, Rockwell C32, Nylon Insert, UNC-3B, 1/4"	72968
	1N2239	1	Spacer	36422
	1J483	1	Tube Clamp	36422
42	1X3718	4	Capscrew, Hex Head, UNC Class 2A- Grade 5, 1/2" X 3/4"	90483
	1X3808	4	Locknut, Hexagon, Low Carbon Steel, Zinc Plated, Rockwell C32, Nylon Insert, UNC-3B, 1/2"	72968
43		1	Torque Converter, See M6-5-60.39	
44	22H316	1	Exhaust Elbow	36422
45	19H340	3	Seal Clamp	36422
46	18H483	1	Bracket	36422
	1X3599	2	Capscrew, Hex Head, UNC Class 2A- Grade 5, 3/8" X 1-1/4"	90483
	1X3809	2	Locknut, Hexagon, Low Carbon Steel, Zinc Plated, Rockwell C32, Nylon Insert, UNC-3B, 3/8"	72968
47	22H298	2	Angle	36422
	1X2574	4	Capscrew, Hex Head, UNC Class 2A- Grade 5, 3/8" X 1"	90483
	1X3809	4	Locknut, Hexagon, Low Carbon Steel, Zinc Plated, Rockwell C32, Nylon Insert, UNC-3B, 3/8"	72968
48	32H511	1	Muffler	36422
49	18H482	1	Bracket	36422
50	HT549	1	Rain Cap	36422
51	22H498	1	Plate	36422
52	1X2574	4	Capscrew, Hex Head, UNC Class 2A- Grade 5, 3/8" X 1"	90483
	1X4	4	Plain Washer, Hot Rolled, Mild Steel, Zinc Plated, 3/8"	86157
	1X3809	4	Locknut, Hexagon, Low Carbon Steel, Zinc Plated, Rockwell C32, Nylon Insert, UNC-3B, 3/8"	72968
53	18H480	1	Elbow	36422
54	18A2449	2	Clamp	36422
55	HT471	2	Mounting Band	36422
56	18H155	1	Air Cleaner	36422
	3H219	1	Element	
	HT734	1	Air Cleaner Head (Not Shown)	36422
57	1X3971	2	Locking Capscrew, Hex Head, UNC Class 2A- Grade 5, 3/8" X 1"	72968
58	21H69	1	Air Cleaner Support	36422
	1X2574	4	Capscrew, Hex Head, UNC Class 2A- Grade 5, 3/8" X 1"	90483
	1X3809	4	Locknut, Hexagon, Low Carbon Steel, Zinc Plated Rockwell C32, Nylon Insert, UNC-3B, 3/8"	72968
59	20H160	1	Hump Hose	36422
	18A510	2	Hose Clamp	36422
60	1H2058	1	Tube	36422
	20H159	1	Elbow	36422
	18A510	2	Hose Clamp	36422
61	18H542	1	Exhaust Pipe	36422
* See Vendor Annex List For FSCFM NO.				
<b>M6-5-60.0 (4 Of 4)</b>				

Parts List

M6-5-60.1

Engine Lifter Bracket

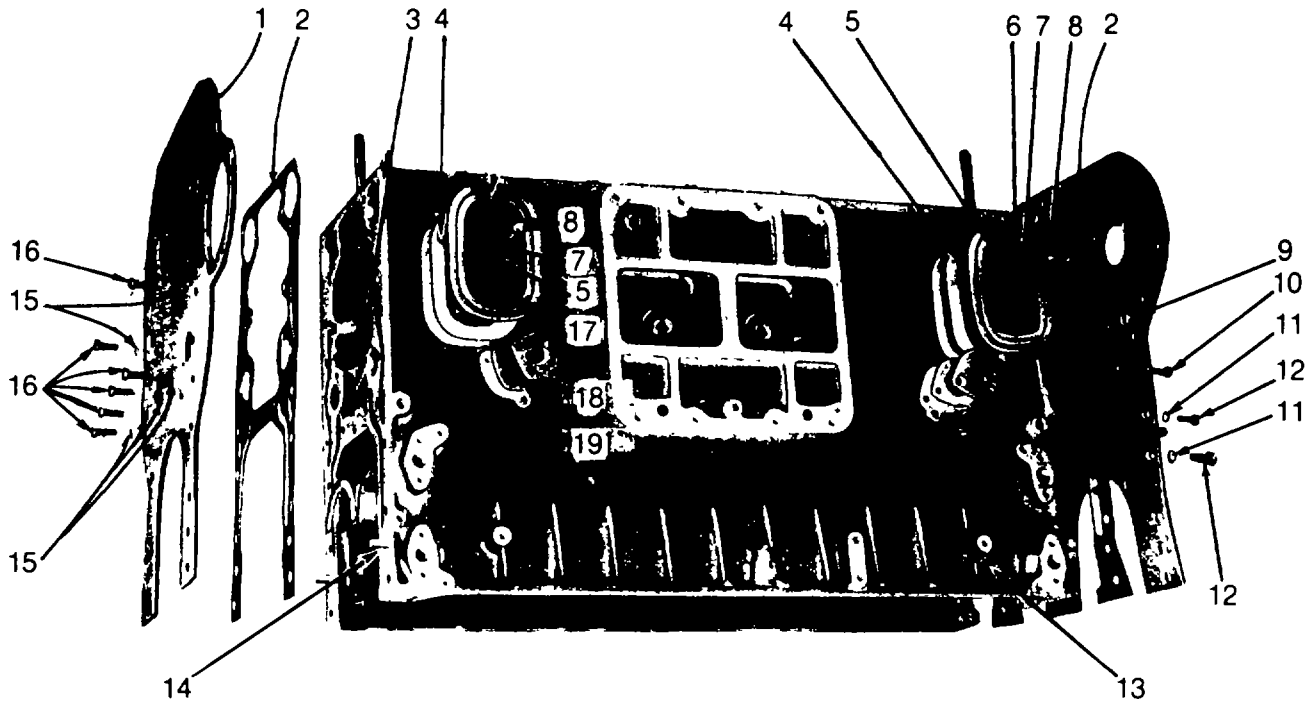


REF.	PART NO.	QTY.	DESCRIPTION	FSCM No.
1	5104609	4	Bolts, 7/16" -14 X 1-1/2" w/Seal Patch	26095
	5150568	4	Washer, 7/16" Flat Copper	26095
	103322	4	Lockwasher, 7/16"	26095
2	179862	4	Bolts, 7/16" -14 X 1-1/2"	26095
	5150568	4	Washer, 7/16" Flat Copper	26095
	103322	4	Lockwasher, 7/16"	26095
3	5150050	2	Bracket, Engine Lifter - (Front And Rear)	26095
4	5150052*	2	Gasket, Engine Lifter Bracket	26095
*		AR	Part Of Cylinder Head Overhaul Gasket Kit (5193118)	26095

Parts List

M6-5-60.2

Cylinder Block



REF.	PART NO.	QTY.	DESCRIPTION	FSCM No.
1	5150060	1	Plate, Cylinder Block End - Rear	26095
2	517798	2	Gasket, Cylinder Block End Plate	26095
3	5153467	4	Cleaner, Air Box Drain	26095
4	5150020	8	Gasket, Cylinder Block Hand Hole Cover	26095
5	105451	8	Gasket, 3/8" Copper	26095
6	5153117	8	Cover, Cylinder Block Hand Hole	26095
7	5164294	8	Washer, 3/8" Flat	26095
8	108608	8	Bolt, 3/8" -16 X 2-1/8"	26095
9	5152878	1	Plate, Cylinder Block End Front	26095
10	179882	2	Bolt, 1/2" -13 X 1/8"	26095
	103323	2	Lockwasher, 1/2"	26095
11	103221	6	Lockwasher, 3/8"	26095
12	179839	6	Bolt, 3/8" -16 X 1"	26095
13	5196146	1	Block Assembly, Cylinder	26095
	5151272	6	Plug	26095
	5145009	5	Plug, 1/8" Pipe	26095
	5121182	4	Plug, 1/4" Allen Head Pipe	26095
	5150130	2	Plug, 5/16" Cup	26095
	5115214	2	Plug, 1/2" Hex. Sock Head Pipe	26095
	5142549	2	Plug, 3/4" Pipe	26095
	5139988	2	Plug, 1" Cup	26095

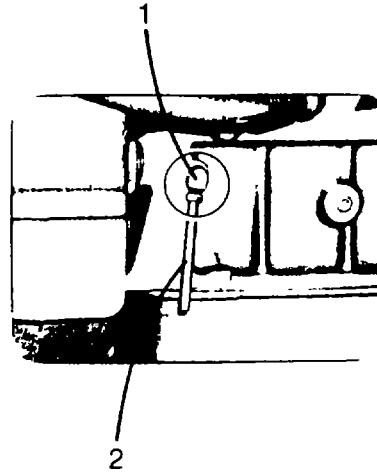


Parts List

Cylinder Block - Continued				
REF.	PART NO.	QTY.	DESCRIPTION	FSCM No.
	5111798	10	Plug, 1" Pipe	26095
	5150014	2	Plug, 1/4" Cup	26095
	5178998	4	Plug, 1-3/4" -16	26095
	5178997	4	Gasket (w/5178998 Plug)	26095
	225815	2	Elbow, 5/16" Inverted Flared Tube 900	26095
	5158674	7	Cap, Main Bearing (Finished)	26095
	5152149	14	Bolt, Main Bearing Cap	26095
	120898	14	Lockwasher, Main Bearing Cap Bolt	26095
	5145009	4	Plug, 1/8" Pipe - See Note	26095
	5154319	3	Plug, 1/4" X 5/16" Special - See Note	26095
	5121182	8	Plug, 1/4" Allen Head Pipe - See Note	26095
	5145014	1	Plug, 3/8" Pipe Headless - See Note	26095
	5151122	2	Plug, 3/8" Pipe - See Note	26095
	5115214	2	Plug, 1/2" Hex. Socket Head Pipe- See Note	26095
	5156280	2	Plug, 5/8" Cup - See Note	26095
	5145013	2	Plug, 3/4" Pipe - See Note	26095
	141346	4	Dowel Pin, Crankshaft Thrust Washer - See Note	26095
14	5151576	4	Dowel Pin (f/w Housing And Front Cover) - See Note	26095
15	103321	6	Lockwasher, 3/8"	26095
16	179839	6	Bolt, 3/8" -16 X 1"	26095
17	5148436	2	Bolt, 5/16" -18 X 3/4" (w/LW)	26095
18	5164190	1	Cover, Cylinder Block Water Hole	26095
	148344	1	Draincock, 1/4" (Cylinder Block Water Drain) Not Shown	26095
19	5116357	1	Gasket, Cylinder Block Water Hole Cover	26095
			Following Items Are Required But Not Shown	
	5144082	1	Plug (Air Compressor Return Line)	26095
	5151272	6	Plug	26095
	5150014	2	Plug, 1-1/4" (Core Hole)	26095
	5183256	1	Plug, 1-1/4" O.D. -3/8" Pipe Tap	26095
	5150129	2	Stud, 3/8" X 1-1/2" (Oil Pump To Main Bearing Cap)	26095
	179835	1	Bolt, 3/8" -16 X 5/8"	26095
	103341	1	Washer, 3/8" Flat	26095
	103321	1	Lockwasher, 3/8"	26095
	5193115	AR	Gasket Kit, Engine Overhaul (Consists Of Necessary Gaskets For One Complete Engine Overhaul)	26095
			Note: Items Are Shipped Loose With Cylinder Block Assembly. Refer To Plugging Chart 18SP74.	
<b>M6-5-60.2(2 of 2)</b>				

**Parts List**  
Air Box Drains

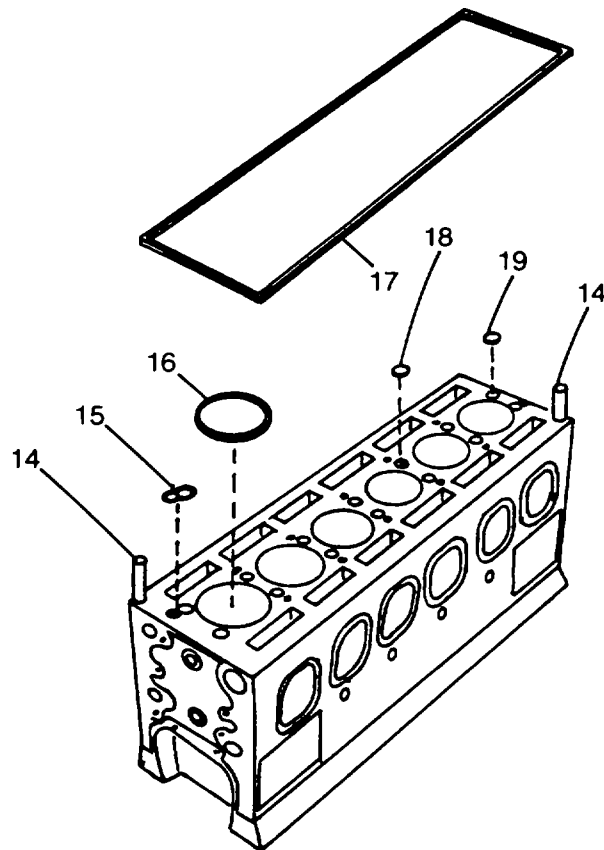
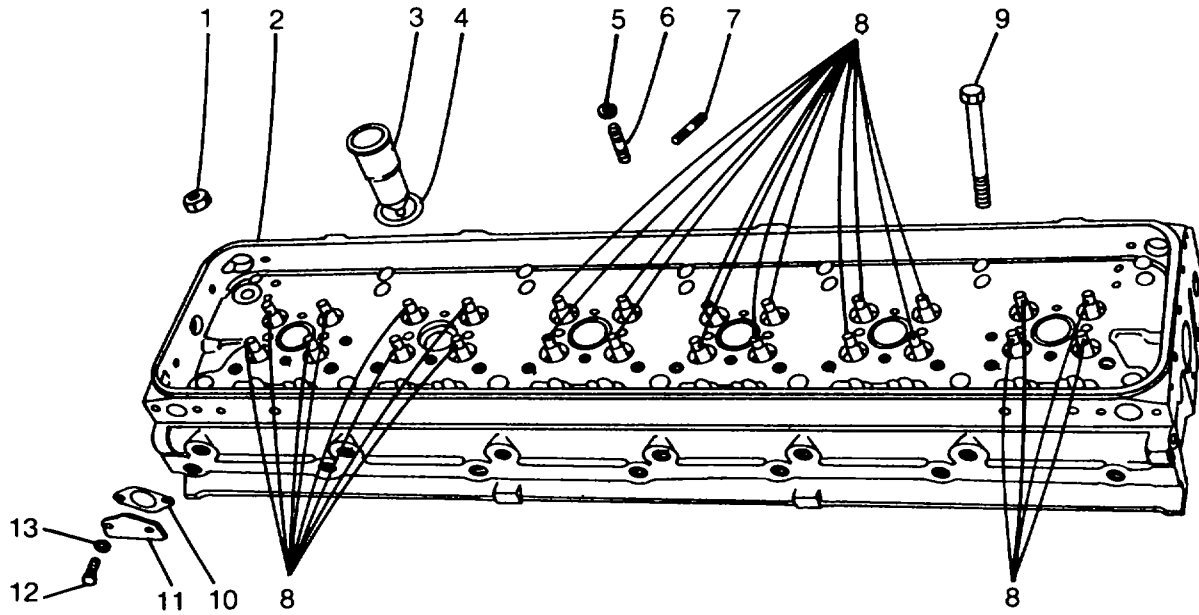
M6-5-60.3



REF.	PART NO.	QTY.	DESCRIPTION	FSCM No.
1	225815	2	Elbow, 5/16" Inverted Flared Tube 90°	26095
	106261	2	Washer, 5/16"	26095
2	5158825	2	Tube, Air Box Drain	26095

Parts List  
Cylinder Head

M6-5-60.4



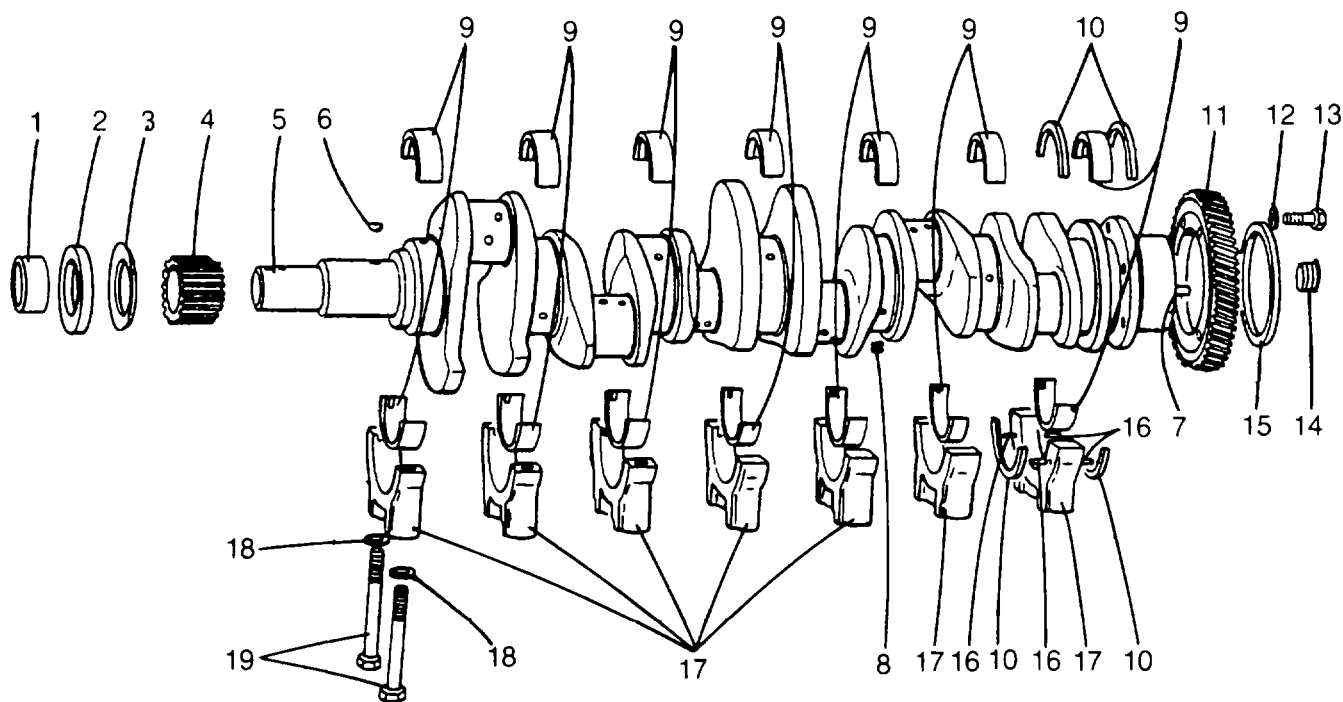
## Parts List

Cylinder Head - Continued				
REF.	PART NO.	QTY.	DESCRIPTION	FSCM No.
1	5150013	2	Nut, Cylinder Head Stud	26095
2	5102770	1	Head Assembly (Non Turbo), Cylinder	26095
	5193541	1	Plug, Fuse	26095
	5142549	4	Plug, 3/4" Pipe	26095
	5113773	2	Sleeve, Pilot 26095	
	5111332	10	Nozzle, Water (Double Outlet)	26095
	5172874	4	Nozzle, Water (Single Outlet)	26095
	5172757	24	Insert, Exhaust Valve	26095
	5121182	13	Plug, 1/4" Pipe - See Note	26095
	5125237	5	Plug, 1/4" Hex. Socket Head - See Note	26095
	5145014	2	Plug, 3/8" Pipe - See Note	26095
	5154453	4	Plug, 3/8" -16 Special - See Note	26095
	5178976	4	Plug, 7/16" -14 Special - See Note	26095
	5150132	2	Plug, 3/4" Dia. Cup - See Note	26095
	5117564	12	Guide, Exhaust Valve Bridge - See Note	26095
	5117562	24	Seat - See Note	26095
	5117369	12	Connector - See Note	26095
	5129845	1	Connector - See Note	26095
	18SP85	1	Cylinder Head Assembly, Instruction Drawing For 4 Valve - See Note	26095
3	5199527	6	Tube Kit	26095
4	5104701	6	Ring	26095
5	5125108	12	Washer - See Note	26095
6	5150362	12	Stud, 3/8" -16 X 1-11/16" - See Note	26095
7	5112899	7	Stud, 7/16" -14 X 2-3/32" - See Note	26095
8	5129919	24	Guide, Exhaust Valve	26095
9	5117003	12	Bolt	26095
10	5123812*	4	Gasket, Cylinder Head Governor Hole Cover	26095
11	5150268	3	Cover, Cylinder Head Governor Hole	26095
12	180016	6	Bolt, 1/4" -20 X 1/2"	26095
13	103319	6	Lockwasher, 1/4"	26095
14	5183329	2	Stud, Cylinder Head	26095
15	5183305*	2	Gasket, Cylinder Head Water And Oil	26095
16	5103659*	6	Gasket, Cylinder Head Compression	26095
17	5119974	1	Ring, Seal	26095
18	5186579	10	Ring, Seal(Water Hole)	26095
19	5186577	2	Ring, Seal(End Water Hole)	26095
*	5193118	AR	Gasket Kit, Cylinder Head Overhaul - Consists Of Items Marked With A Single Aterisk(*) And Also Parts Indicated In M6-5-60.1, M6-5-60.17, M6-5-60.30, M6-5-60.31, And M6-5-60.34.  Note: The Listed Items Are Shipped Loose With The Cylinder Head Assembly.	26095

Parts List

M6-5-60.5

Crankshaft



REF.	PART NO.	QTY.	DESCRIPTION	FSCM No.
1	5151420	1	Spacer, Crankshaft Front Oil Seal	26095
2	5115454	1	Seal, Crankshaft Oil - Front	26095
3	5150174	1	Slinger, Crankshaft Oil - Front	26095
4	5156532	1	Gear, Oil Pump Drive	26095
5	5179068	1	Crankshaft Assembly	26095
6	124549	1	Key, 3/16" X 3/4" Woodruff	26095
7	5177528	2	Dowel	26095
8	444687	6	Plug, 1/8" Pipe	26095
9	5192874	7	Shell Set, Crankshaft Main Bearing	26095
10	5159353	4	Washer, Crankshaft Main Bearing Thrust	26095
11	5113814	1	Gear, Crankshaft Timing	26095
12	103321	6	Lockwasher, 3/8"	26095
13	5150271	6	Bolt	26095
14	444692	1	Plug, 1/4" Pipe	26095
15	5114335	1	Seal, Crankshaft Oil - Rear	26095
16	141346	4	Pin, 3/16" X 1/2" Dowel	26095
17	5158674*	7	Cap, Crankshaft Main Bearing	26095
18	103334*	14	Lockwasher, 5/8"	26095
19	5152149*	14	Bolt, Crankshaft Main Bearing Cap	26095
*	5191503	AR	Cap Set, Crankshaft Main Bearing Includes The Following Items: 1-5158674,4-141346,	26095

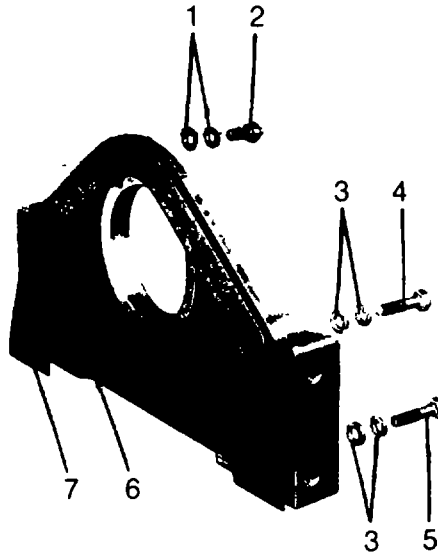
Parts List

Crankshaft - Continued				
REF.	PART NO.	QTY.	DESCRIPTION	FSCM No.
			2-5152149,2-103334, And Indicated Items In M6-5-60.15, M6-5-60.17, M6-5-60.20, M6-5-60.28, And M6-5-60.29	26095
			<b>M6-5-60.5(2 of 2)</b>	

Parts List

M6-5-60.6

Crankshaft Front Cover



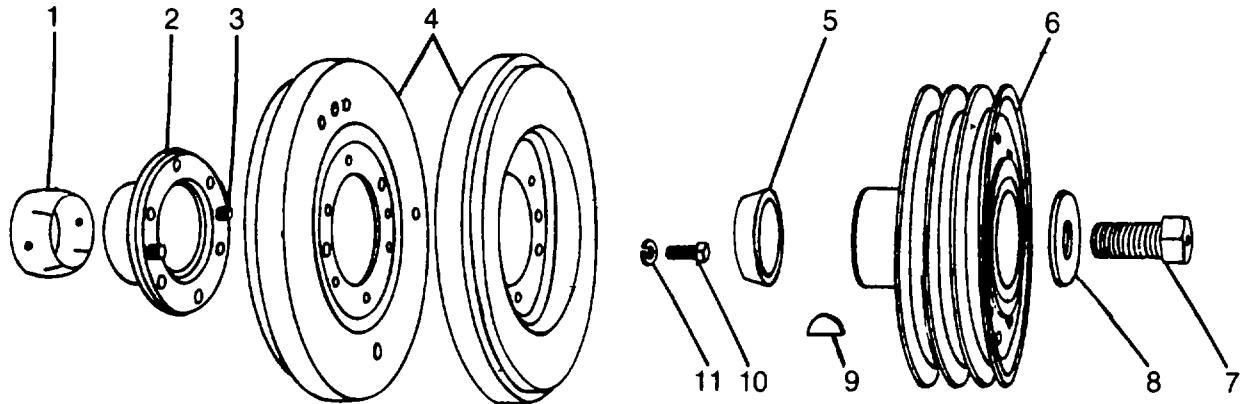
REF.	PART NO.	QTY.	DESCRIPTION	FSCM No.
1	103321	AR	Lockwasher, 3/8"	26095
2	181360	3	Bolt, 3/8" -24 X 3/4"	26095
3	103323	AR	Lockwasher, 1/2"	26095
4	186631	2	Bolt, 1/2" -13 X 2-1/4"	26095
5	186659	2	Bolt, 1/2" -13 X 3-3/4"	26095
6	5175939	1	Cover, Crankshaft Front	26095
7	5150181	1	Gasket, Crankshaft Front Cover	26095

**M6-5-60.6(1 of 1)**

Parts List

M6-5-60.7

Vibration Damper And Crankshaft Pulley



REF.	PART NO.	QTY.	DESCRIPTION	FSCM No.
1	5158640	1	Cone, Vibration Damper - Rear	26095
2	5156296	1	Hub Assembly, Vibration Damper	26095
3	5156295	2	Dowel	26095
4	5100421	1	Damper, Vibration	26095
5	5134917	1	Cone, Vibration Damper- Front	26095
6	5144696	1	Pulley, Crankshaft	26095
7	5153623	1	Bolt, 1" -14 X 2-1/4"	26095
8	5157930	1	Retainer, Crankshaft Pulley	26095
9	5131724	2	Key, 3/8" X 1" Woodruff	26095
10	181394	6	Bolt, 7/16" -20 X 7/8"	26095
11	103322	6	Lockwasher, 7/16"	26095
	5139026	1	Belt Set (2 Belts), Crankshaft Pulley Drive (Not Shown)	26095

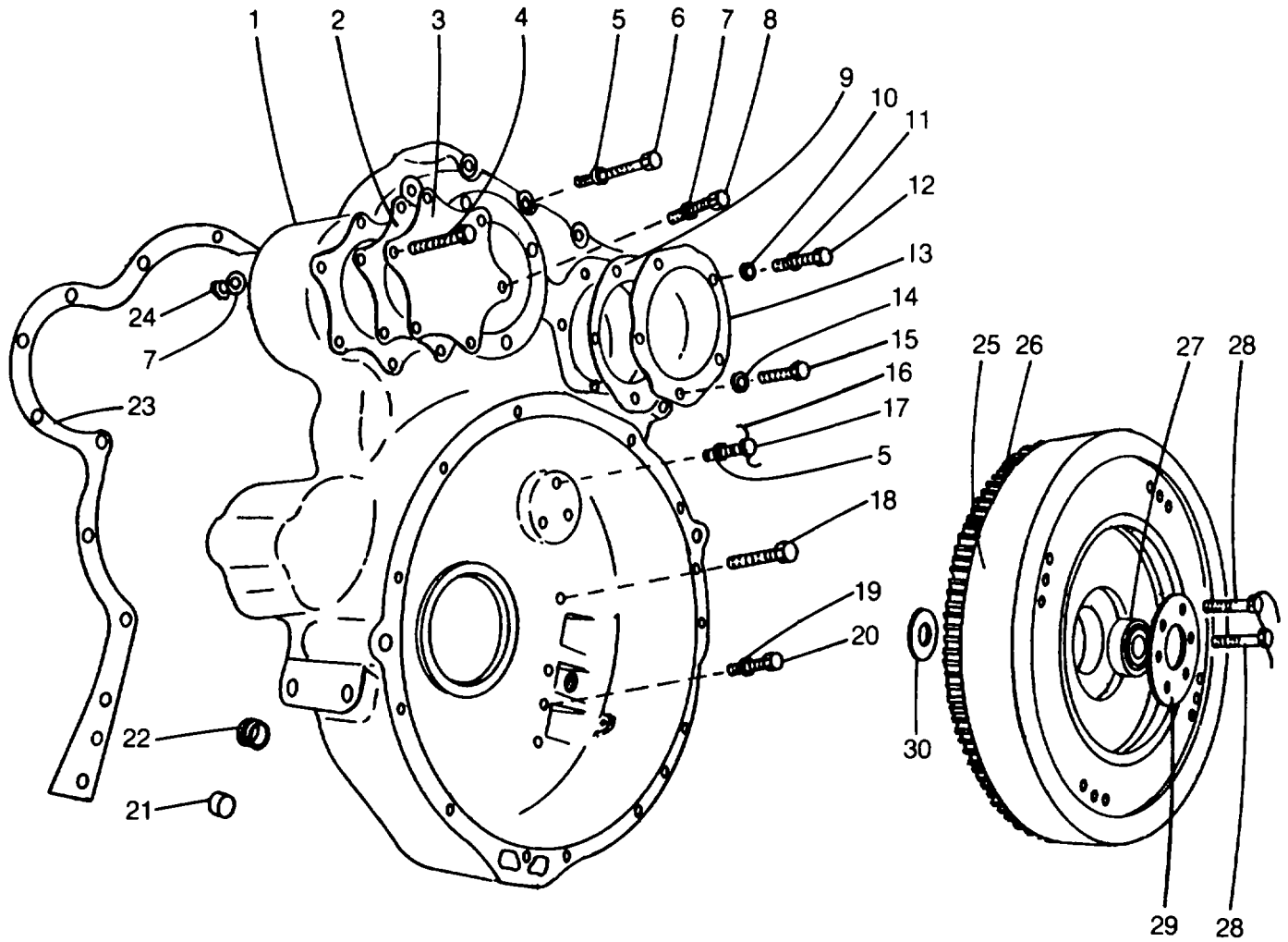
M6-5-60.7(1 of 1)



Parts List

M6-5-60.8

Flywheel And Flywheel Housing



## Parts List

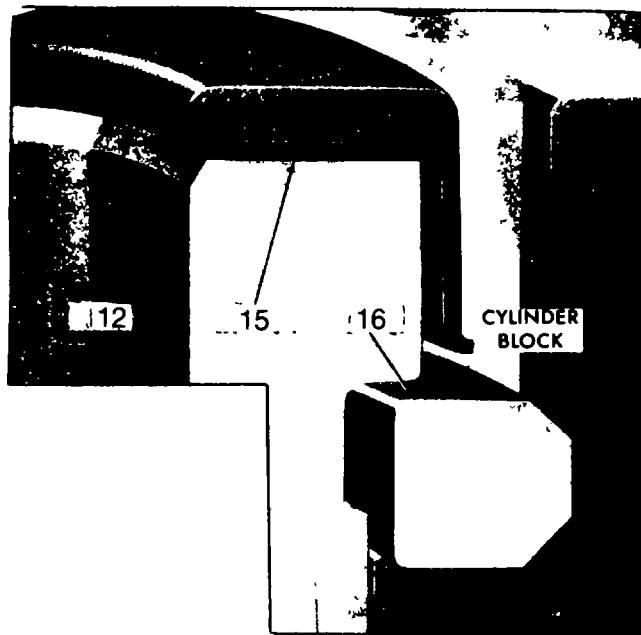
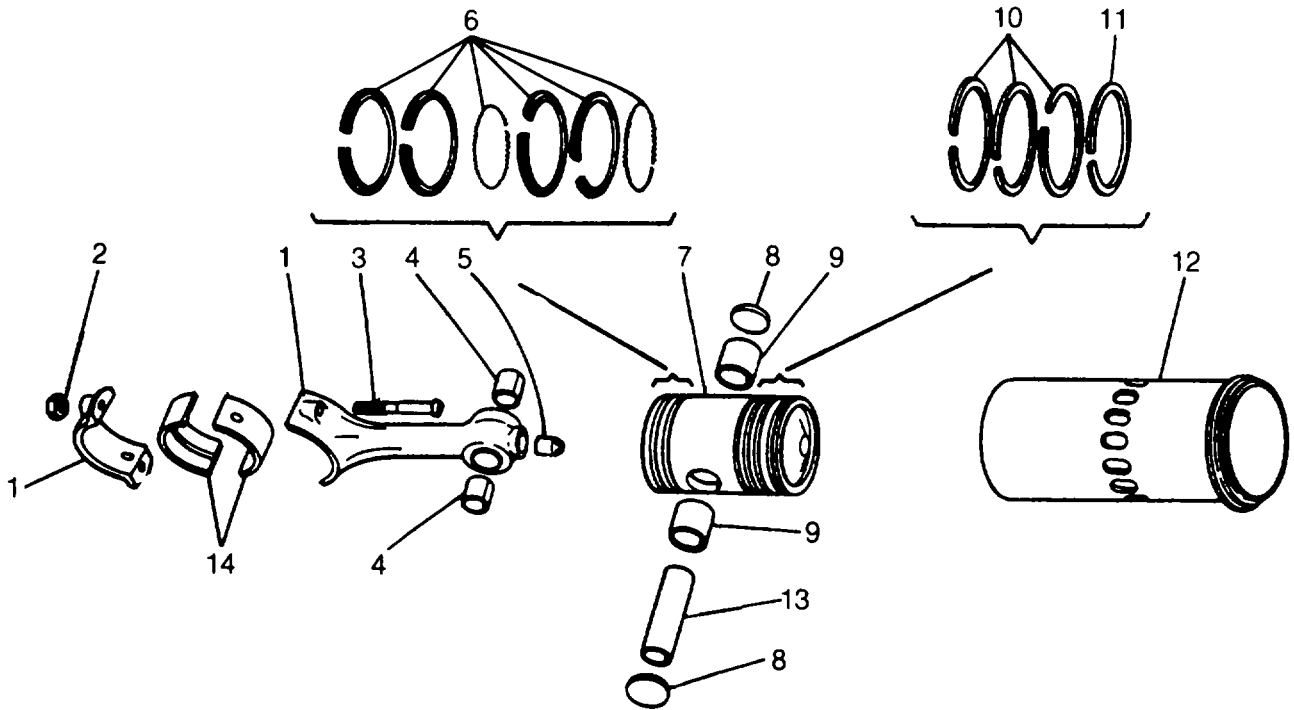
## Flywheel And Flywheel Housing - Continued

REF.	PART NO.	QTY.	DESCRIPTION	FSCM No.
1	5136473	1	Housing Assembly, Flywheel	26095
2	5113061	1	Gasket, Flywheel Housing Small Hole Cover	26095
3	5154669	1	Cover, Flywheel Housing Small Hole	26095
4	186317	4	Bolt, 3/8" -24 X 5"	26095
	5138619	4	Washer, Flat	26095
5	103321	26	Lockwasher, 3/8"	26095
6	186312	4	Bolt, 3/8" -24 X 4"	26095
	186314	4	Bolt, 3/8" -24 X 4-1/4"	26095
	117049	4	Nut, 3/8" -24 Hex.	26095
7	103321	6	Lockwasher, 3/8"	26095
8	180121	2	Bolt, 3/8" -16 X 7/8"	26095
9	5104506	2	Gasket, Flywheel Housing Large Hole Cover	26095
10	5125108	2	Copper, Washer	26095
11	103322	2	Lockwasher, 7/16"	26095
12	179857	2	Bolt, 7/16" -14 X 7/8"	26095
13	5122281	2	Cover, Flywheel Housing Large Hole	26095
14	103323	8	Lockwasher, 1/2"	26095
15	122408	8	Bolt, 1/2" -13 X 1"	26095
16	5187323	2	Lockwire	26095
17	5136559	6	Bolt, 3/8" -16 X 1" Lock	26095
18	179839	2	Bolt, 3/8" -16 X 1	26095
19	103323	6	Lockwasher, 1/2"	26095
20	190770	6	Bolt, 1/2" -13 X 3-1/4"	26095
21	5111798	1	Plug, 1" Pipe	26095
22	5146646	1	Plug, 1-1/4" Pipe	26095
23	5150054	1	Gasket, Flywheel Housing	26095
24	117049	4	Nut, 3/8" -24 Hex.	26095
25	5119988	1	Flywheel Assembly	26095
26	5184773	1	Gear (118 Teeth), Flywheel Ring	26095
27	907084	1	Bearing, Clutch Pilot	26095
28	9410925	6	Bolt, 9/16" -18 X 2-1/4" Hex. Lock	26095
29	5120753	1	Plate, Scuff (Bolt Retainer)	26095
30	5155661	1	Baffle	26095

Parts List

M6-5-60.9

Connecting Rod And Piston



Cylinder Liner Mounted In Block

**Parts List**

## Connecting Rod And Piston - Continued

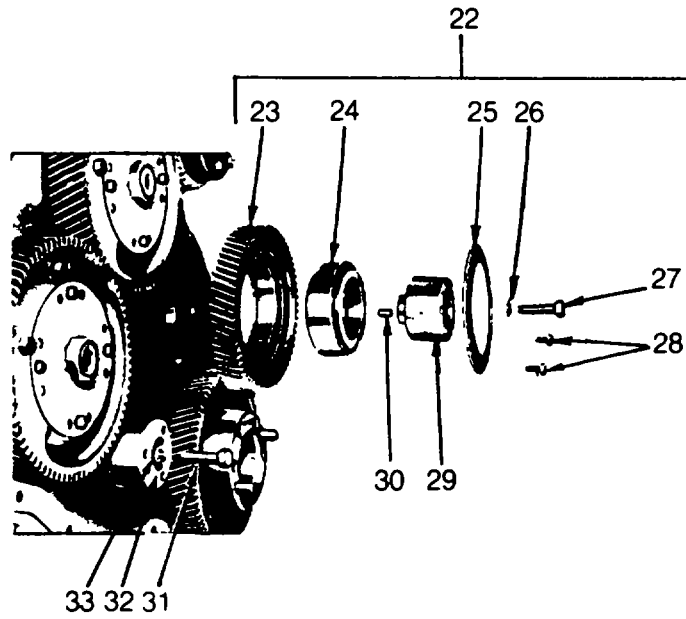
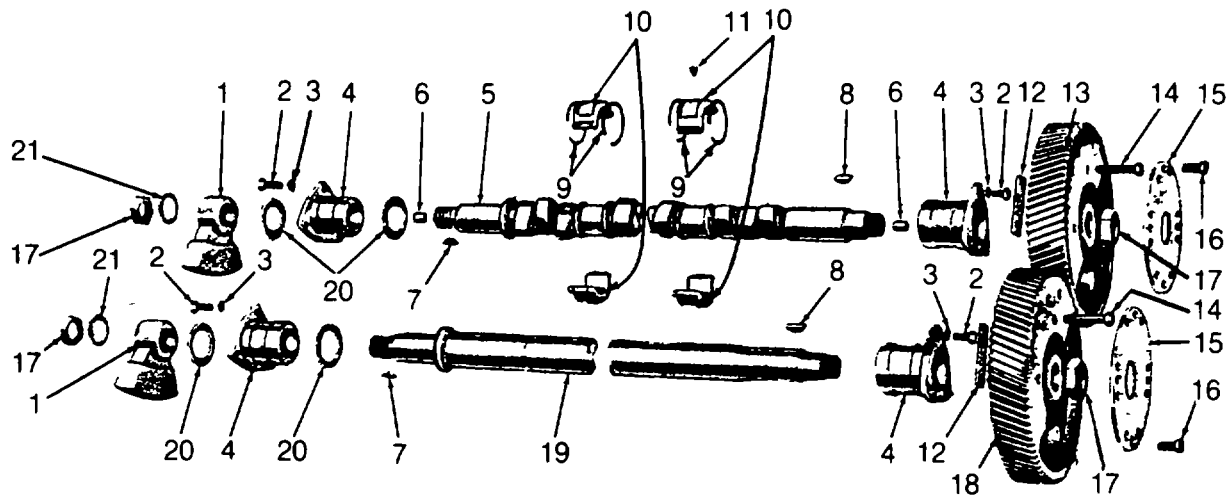
REF.	PART NO.	QTY.	DESCRIPTION	FSCM No.
			Note: The Following Quantities Shown Are Per Cylinder	
1	5135515	1	Rod Assembly, Connecting	26095
	5154360	1	Oriface, Connecting Rod	26095
2	5117629	2	Nut	26095
3	5132383	2	Bolt	26095
4	5157274	2	Bushing, Connecting Rod Piston Pin	26095
5	5150140	1	Nozzle, Connecting Rod Spray	26095
6	5197489*	1	Ring Set, Piston - Oil Control	26095
7	5198839**	1	Piston Assembly (Hardened Groove)	26095
8	5188405**	2	Retainer, Piston Pin	26095
9	5155839	2	Bushing, Piston Pin	26095
10	5122321*	3	Ring, Piston Compression	26095
11	5132606*	1	Ring, Piston Compression(Fire)	26095
12	5113953**	1	Liner, Cylinder	26095
13	5188406**	1	Pin, Piston	26095
14	5192895	1	Shell Set, Connecting Rod Bearing	26095
15		1	Gasket, Cylinder Head Compression - See M6-5-60.4	26095
16	5184484	1	Insert, Cylinder Liner	26095
	5199569	AR	Shim, Cylinder Liner(Not Shown)	26095
*	5199806	1	Ring Set (Hardened Groove), Piston - Consist Of All Items Marked With A Single Asterisk (*)	26095
**	5149262	1	Cylinder Kit - Consists Of All Items Marked With A Double Asterisk (**).	26095

**M6-5-60.9(2 of 2)**

Parts List

M6-5-60.10

Camshaft And Gear Train



## Parts List

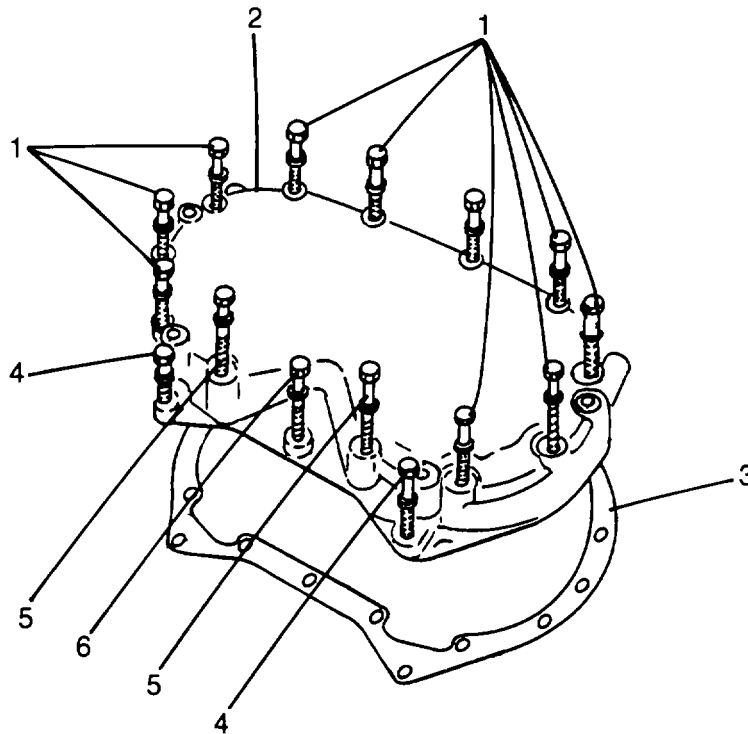
## Camshaft And Gear Train - Continued

REF.	PART NO.	QTY.	DESCRIPTION	FSCM No.
1	5114031	2	Weight, 6-71 Front Balance	26095
2	186622	12	Bolt, 3/8" -16 X 1-1/4"	26095
3	103321	12	Lockwasher, 3/8"	26095
4	5111422	4	Bearing, Cam And Balancer Shaft End	26095
	5111423	8	Bushing, Cam And Balancer Shaft End	26095
5	5149393	1	Camshaft Kit, 6 Cylinder R.H. Rotation (Standard Timing)	26095
6	5151277	2	Plug	
7	5153914	2	Key, 1/4" Woodruff	26095
8	5102668	2	Key, 1/4" X 1" Woodruff	26095
9	5115572	10	Ring, Camshaft Intermediate Bearing Lock	26095
10	5196022	5	Bearing Set, Camshaft Intermediate - See Note	26095
11	5123383	5	Bolt, 1/4" -28 X 45/64"	26095
12	5121970	2	Weight, 6-71 Rear Balance	26095
13	5121816	1	Gear (R.H. Helix), Camshaft	26095
14	181370	4	Bolt, 3/8" -24 X 1-1/4"	26095
15	5172734	2	Retainer, Cam And Balancer Shaft Gear Nut	26095
16	186627	8	Bolt, 3/8" -24 X 1"	26095
	103321	8	Lockwasher, 3/8"	26095
17	5150087	4	Nut	26095
18	5121815	1	Gear (R.H. Helix), Balancer Shaft	26095
19	5158673	1	Shaft, 6-71 Balance	26095
20	5111424	4	Washer, Cam And Balancer Shaft End	26095
			Bearing Thrust	26095
21	5177769	2	Lockwasher	26095
22	5199384	1	Gear Assembly (L.H. Helix), Idler	26095
23	5113817	1	Gear (L.H. Helix), Idler	26095
24	7451948	1	Bearing Assembly	26095
25	5176998	1	Retainer, Idler Gear Bearing	26095
26	5167714	1	Washer, 1/2" X .094"	26095
27	454992	1	Bolt, 1/2" -13 X 1/2"	26095
28	5103534	6	Bolt, 5/16" -24 X 1/2" (Vibra-tite)	26095
29	5130135	1	Hub Assembly, Idler Gear	26095
30	5151444	1	Dowel	26095
31	454992	1	Bolt, 1/2" -13 X 2-1/2"	26095
32	5131719	1	Spacer Assembly, Idler Gear Hole	26095
	5151444	1	Dowel	26095
33	5167714	1	Washer	26095
			<b>Note: A Bearing Set Consists Of One Upper And One Lower Bearing</b>	
			<b>M6-5-60.10(2 of 2)</b>	

Parts List

M6-5-60.1 1

Balance Weight Cover



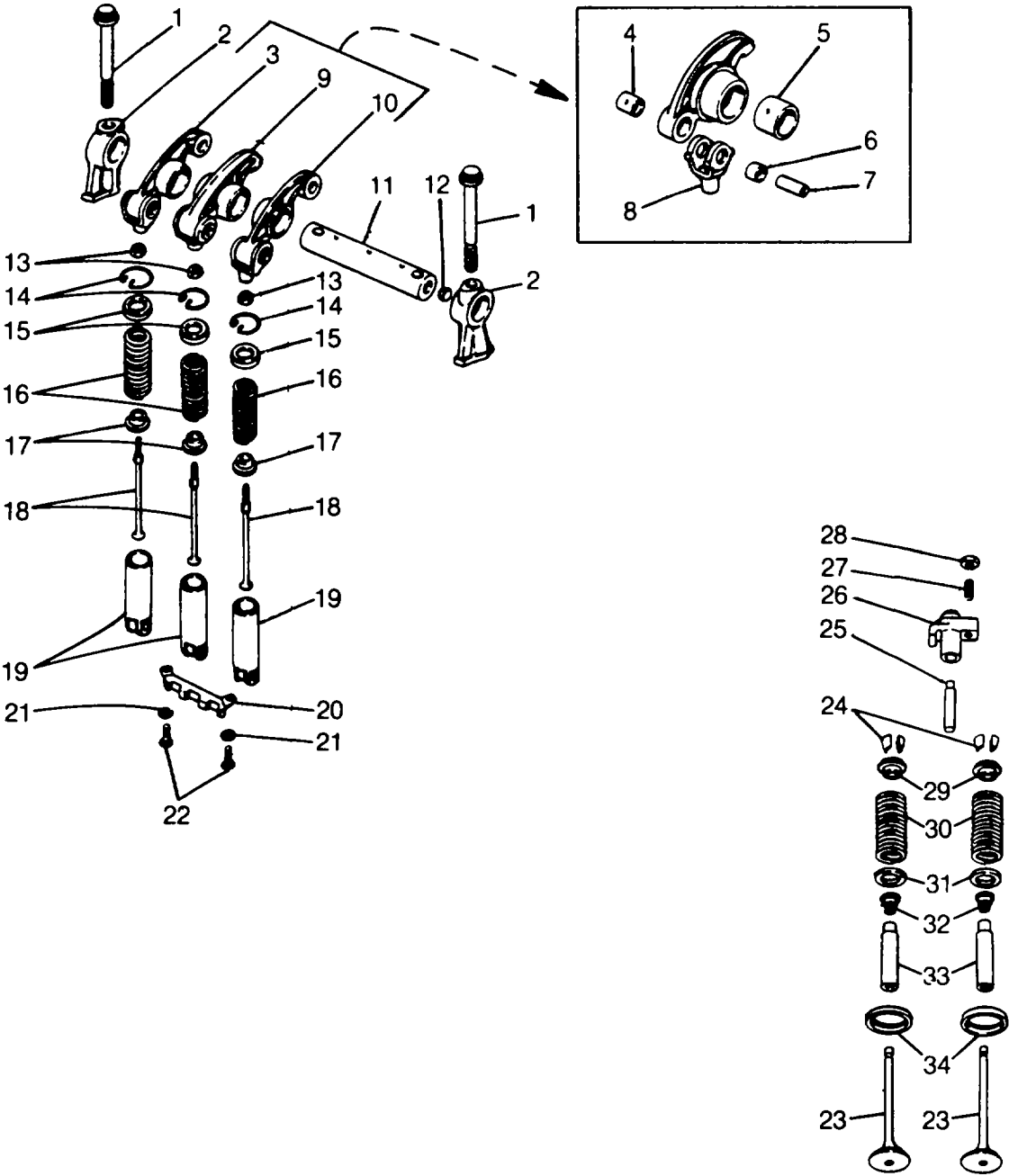
REF.	PART NO.	QTY.	DESCRIPTION	FSCM No.
1	181385	10	Bolt, 3/8" -24 X 3"	26095
	103321	AR	Lockwasher, 3/8"	26095
2	5138237	1	Cover, Balance Weight	26095
	5143644	4	Plug, 5/16" -18	26095
	5150014	2	Plug, 1-1/4" Core Hole	26095
3	5121753	1	Gasket, Balance Weight Cover	26095
4	179846	2	Bolt, 3/8" -16 X 1-7/8"	26095
	103321	AR	Lockwasher, 3/8"	26095
5	5164294	2	Spacer, 7/8" -13/32" X 1/8" Thick	26095
	186309	2	Bolt, 3/8" -24 X 3-1/4"	26095
6	103321	AR	Lockwasher, 3/8"	26095
	191249	1	Bolt, 3/8" -16 X 3-3/4"	26095
	103321	AR	Lockwasher, 3/8"	26095

M6-5-60.11(1 of 1)

Parts List

M6-5-60.12

Valve Operating Mechanism





## Parts List

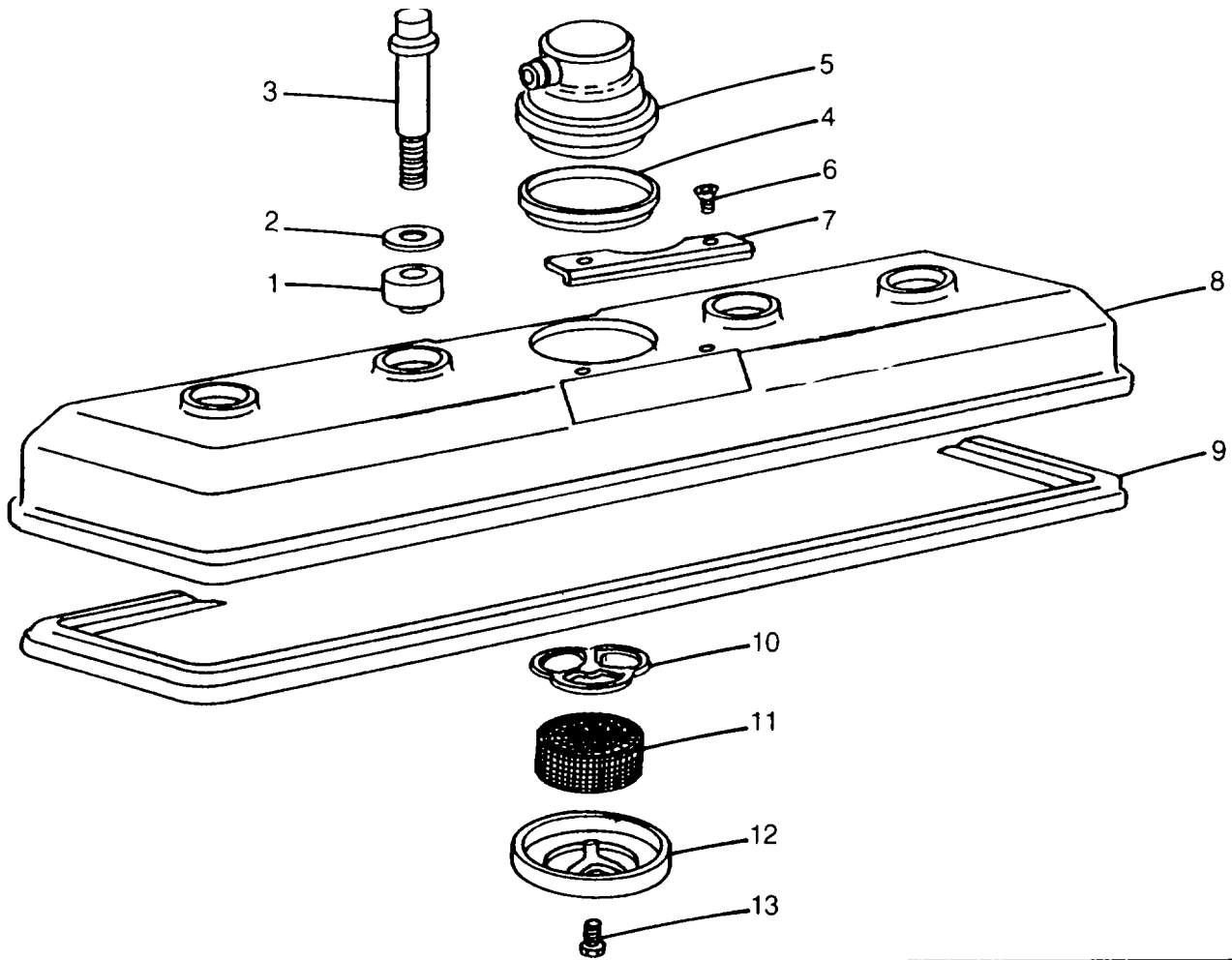
## Valve Operating Mechanism - Continued

REF.	PART NO.	QTY.	DESCRIPTION	FSCM No.
1	5150325	12	Bolt	26095
2	5150324	12	Bracket, Rocker Arm Shaft	26095
3	5111340	6	Arm Assembly (Left), Exhaust Valve Rocker	26095
4	5150311	1	Bushing, Exhaust Valve Rocker Arm - Small	26095
5	5122445	1	Bushing, Exhaust Valve Rocker Arm - Large	26095
6	5123700	1	Bushing, Exhaust Valve Rocker Arm Clevis	26095
7	5150314	1	Pin (Clevis End), Exhaust Valve Rocket Arm Clevis	26095
8	5150312	1	Clevis (Push Rod End), Exhaust Valve Rocker Arm	26095
9	5179954	6	Arm Assembly, Injector Rocker	26095
4	5150311	1	Bushing, Injector Valve Rocker Arm - Small	26095
5	5150318	1	Bushing, Injector Rocker Arm - Large	26095
6	5123700	1	Bushing, Injector Valve Rocker Arm Clevis	26095
7	5150314	1	Pin (Clevis End), Injector Valve Rocker Arm Clevis	26095
8	5150312	1	Clevis (Push Rod End), Injector Valve Rocker Arm	26095
10	5111343	6	Arm Assembly (Right), Exhaust Valve Rocker	26095
4	5150311	1	Bushing, Exhaust Valve Rocker Arm - Small	26095
5	5122445	1	Bushing, Exhaust Valve Rocker Arm - Large	26095
6	5123700	1	Bushing, Exhaust Valve Rocker Arm Clevis	26095
7	5150314	1	Pin (Clevis End), Exhaust Valve Rocker Arm Clevis	26095
8	5150312	1	Clevis (Push Rod End), Exhaust Valve Rocker Arm	26095
11	5150322	6	Shaft Assembly, Rocker Arm	26095
12	5151272	1	Plug, 11/32" Dia. X 1/4"	26095
13	5151601	18	Locknut	26095
14	5150303	18	Retainer (Snap Ring), Push Rod	26095
15	5150302	18	Seat, Push Rod Spring - Upper	26095
16	5186858	18	Spring, Push Rod	26095
17	5123250	18	Seat, Push Rod Spring - Lower	26095
18	5128640	18	Rod, Push	26095
19	5115087	18	Follower Assemblies, Cam	26095
	5195220	1	Roller Set, Cam Follower	26095
20	5150298	6	Guide, Cam Follower	26095
21	103319	12	Lockwasher, 1/4"	26095
22	443603	12	Bolt, 1/4" -20 X 3/4"	26095
23	5195167	24	Valve (30°) Exhaust	26095
24	5111337	2	Lock (Halves), Exhaust Valve Spring	26095
25	5117564	12	Guide, Exhaust Valve Bridge	26095
26	5117565	12	Bridge Exhaust Valve	26095
27	5129101	12	Screw (Adjusting)	26095
28	5151601	12	Nut	26095
29	5117563	24	Cap, Exhaust Valve Spring	26095
30	5147347	24	Spring, Exhaust Valve	26095
31	5117562	24	Seat, Exhaust Valve Spring	26095
32	5129920	24	Seal	26095
	5199913	AR	Installer, Exhaust Valve Seal	26095
33	5129919	24	Guide, Exhaust Valve	26095
34	5172757	24	Insert, Exhaust Valve	26095

Parts List

M6-5-60.13

Rocker Cover And Ventilating System

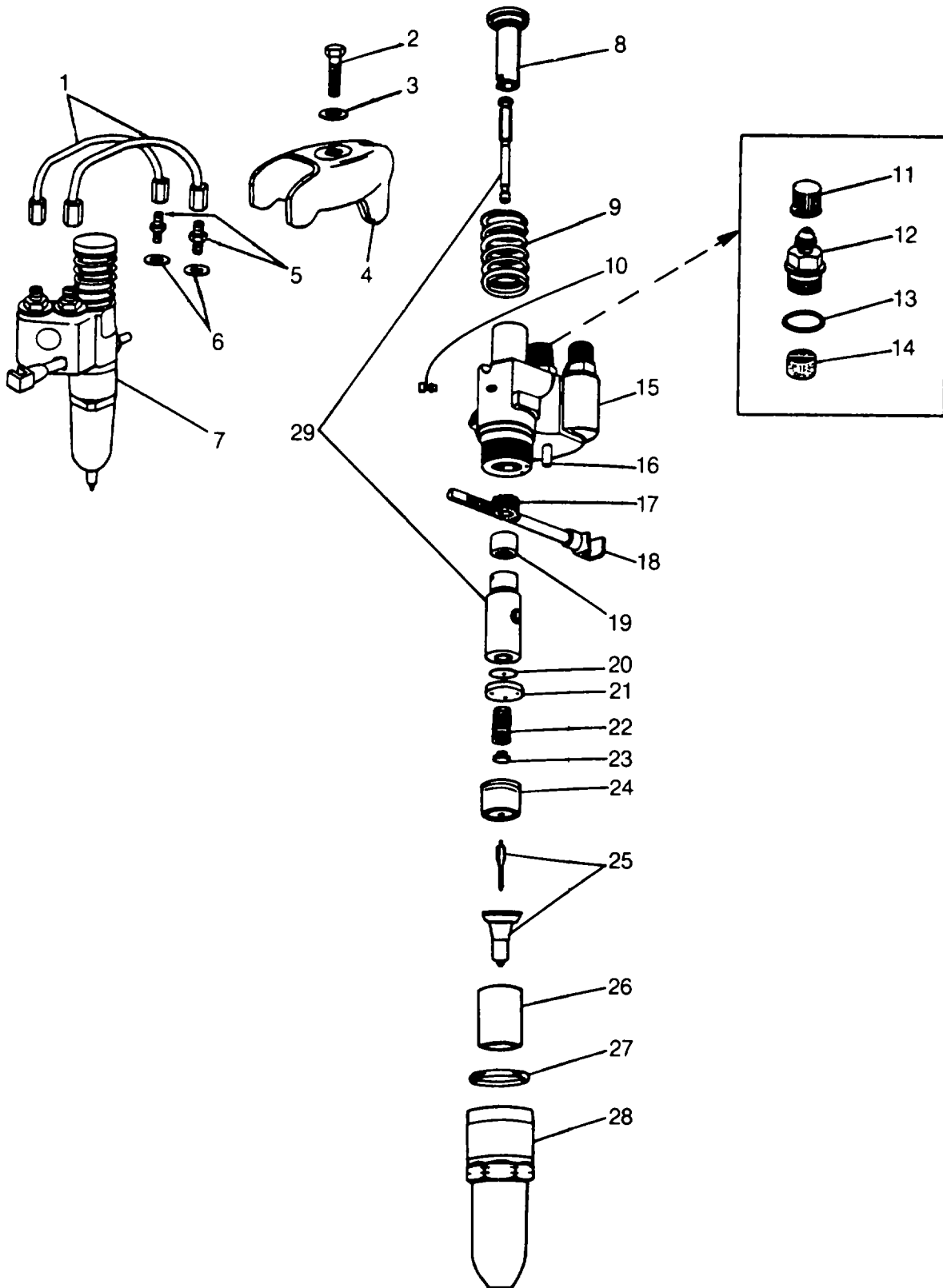


REF.	PART NO.	QTY.	DESCRIPTION	FSCM No.
1	5104515*	4	Isolator, Rocker Cover Bolt	26095
2	5104514	4	Washer	26095
3	5104015	4	Bolt, Rocker Cover	26095
4	5103636	1	Seal	26095
5	5103648	1	Cover, Breather	26095
6	145382 *	4	Screw, #8 X 3/8" Drive	26095
7	5106858*	2	Retainer, Rocker Cover Nameplate	26095
8	5103798	1	Cover, 671 - Cast Rocker	26095
9	5104019*#	1	Gasket, 671 - Cast Rocker Cover	26095
10	5103636	1	Retainer	26095
11	5101760	1	Element	26095
12	5103647	1	Retainer	26095
13	5103632	3	Screw, #10	26095
*	5149512	AR	Installation Kit, Cast Rocker Cover	26095
		AR	Part Of Cylinder Head Overhaul Gasket Kit (5193118) - See M6-5-60.4	26095

Parts List

M6-5-60.14

Fuel Injector



## Parts List

## Fuel Injector - Continued

REF.	PART NO.	QTY.	DESCRIPTION	FSCM No.
1		12	Pipe Assembly, Fuel See M6-5-60.16	26095
2	179847	6	Bolt, Injector Clamp, 3/8" -16 X 2"	26095
3	5150250	6	Washer	26095
4	5121259	6	Clamp, Injector	26095
5		12	Connector, Fuel Pipe - See M6-5-60.16	26095
6		12	Washer, Fuel Pipe Connector - See M6-5-60.16	26095
7	5228785	6	Injector Assembly (N55)	26095
8	5228104	1	Follower, Injector	26095
9	5228739	1	Spring, Injector Plunger	26095
10	5228608	1	Pin, Injector Stop	26095
11	5226414*	2	Cap, Injector Shipping	26095
12	5228588	2	Cap, Injector Fuel	26095
13	5226186*	2	Gasket, Injector Filter Cap	26095
14	5228587*	1	Element (Inlet Side Only), Injector Filter	26095
15	5228583	1	Body Assembly, Injector	26095
	5226912	2	Plug, Body	26095
16	5226416	1	Dowel	26095
17	5226400	1	Gear, Injector	26095
18	5226719	1	Rack Assembly, Injector	26095
19	5228586	1	Retainer, Injector Gear	26095
20	5228694	1	Valve, Injector Check	26095
21	5228696	1	Cage, Injector Check Valve	26095
22	5228596**	1	Spring, Injector Valve	26095
23	5228766**	1	Seat, Injector Valve Spring	26095
24	5228594	1	Cage, Injector Valve Spring	26095
25	5229026	1	Tip Assembly (N55), Injector Spray	26095
26	5228109	1	Deflector, Injector Spill	26095
27	5229167*	1	Ring, Injector Seal	26095
28	5228601	1	Nut, Injector Valve	26095
29	5228668	1	Plunger And Bushing Assembly (N55), Injector	26095
	5226393	1	Pin, Bushing Guide	26095
*	5229649	AR	Service Kit, Injector - Consists Of All Items Marked With A Single Asterisk (*).	26095
**	5228769	AR	Valve Kit, Injector - Consists Of All Items Marked With A Double Asterisk (**).	26095

## Parts List

M6-5-60.15

## Fuel Pump

REF.	PART NO.	QTY.	DESCRIPTION	FSCM No.
1	5199561	1	Pump Kit, Fuel	26095
2	5230007	2	Seal, Fuel Pump Oil	26095
3	5131685	3	Bolt, 5/16" -18 X 3/4"	26095
4	5113776	1	Body, Fuel Pump	26095
5	141195	2	Pin, 1/4" X 5/8" Dowel	26095
6	5174975*	1	Gear, Fuel Pump	26095
7	3719219	8	Bolt, 1/4" -20 X 3/4" (w/Lockwasher)	26095
8	5134628	1	Cover, Fuel Pump	26095
	5198553	1	Bushing, 3/8" X 1/4"	26095
9	5181747	1	Shaft Assembly, Fuel Pump Driven (w/Gear)	26095
10	147481*	1	Ball, 1/8" Dia. Steel	26095
11	5178700*	1	Shaft (Drive), Fuel Pump	26095
12	5174973	1	Valve, Fuel Pump	26095
13	103709	1	Pin, 5/32" X 1" Straight	26095
14	5184530	1	Spring, Fuel Pump Valve Retaining	26095
15	5174971	1	Plug, Fuel Pump Valve	26095
16	5161003	1	Gasket, Fuel Pump Valve Plug	26095
17	5145009	2	Plug, 1/8" Pipe	26095
18	5150193**	1	Gasket, Fuel Pump To Engine	26095
19	5102257	1	Fork, Fuel Pump Coupling	26095

M6-5-60.15(1 of 2)

**Parts List**

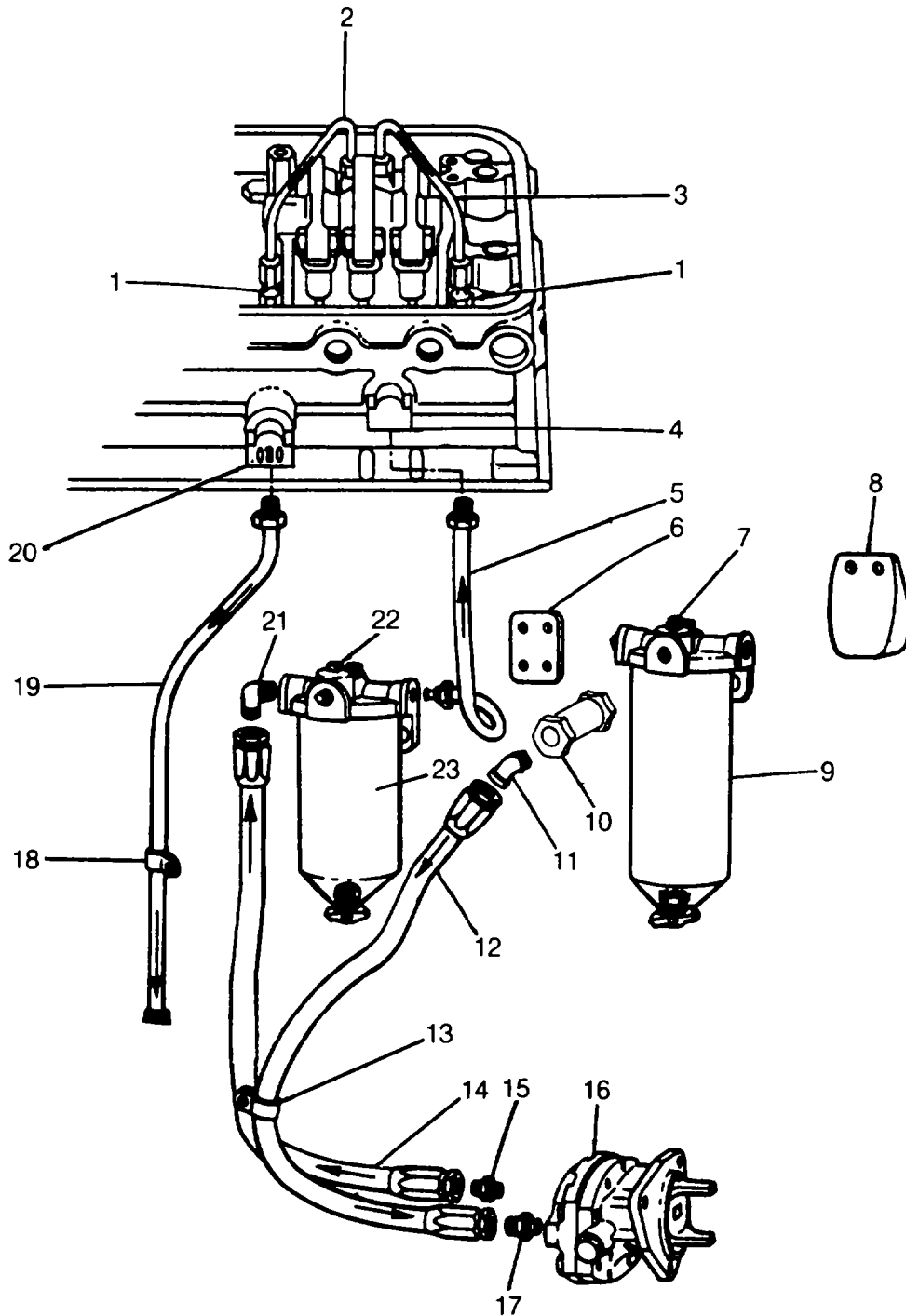
Fuel Pump - Continued

REF.	PART NO.	QTY.	DESCRIPTION	FSCM No.
*	5181746	1	Shaft Assembly (Drive), Fuel Pump - Consists Of All Items Marked With A Single Asterisk (*)	26095
**		AR	Part Of Installation Blower Kit (5192754) In M6-5-20.21	
<b>M6-5-60.15(2 of 2)</b>				

Parts List

M6-5-60.16

Fuel Filter, Fuel Connections, And Fuel Lines



## Parts List

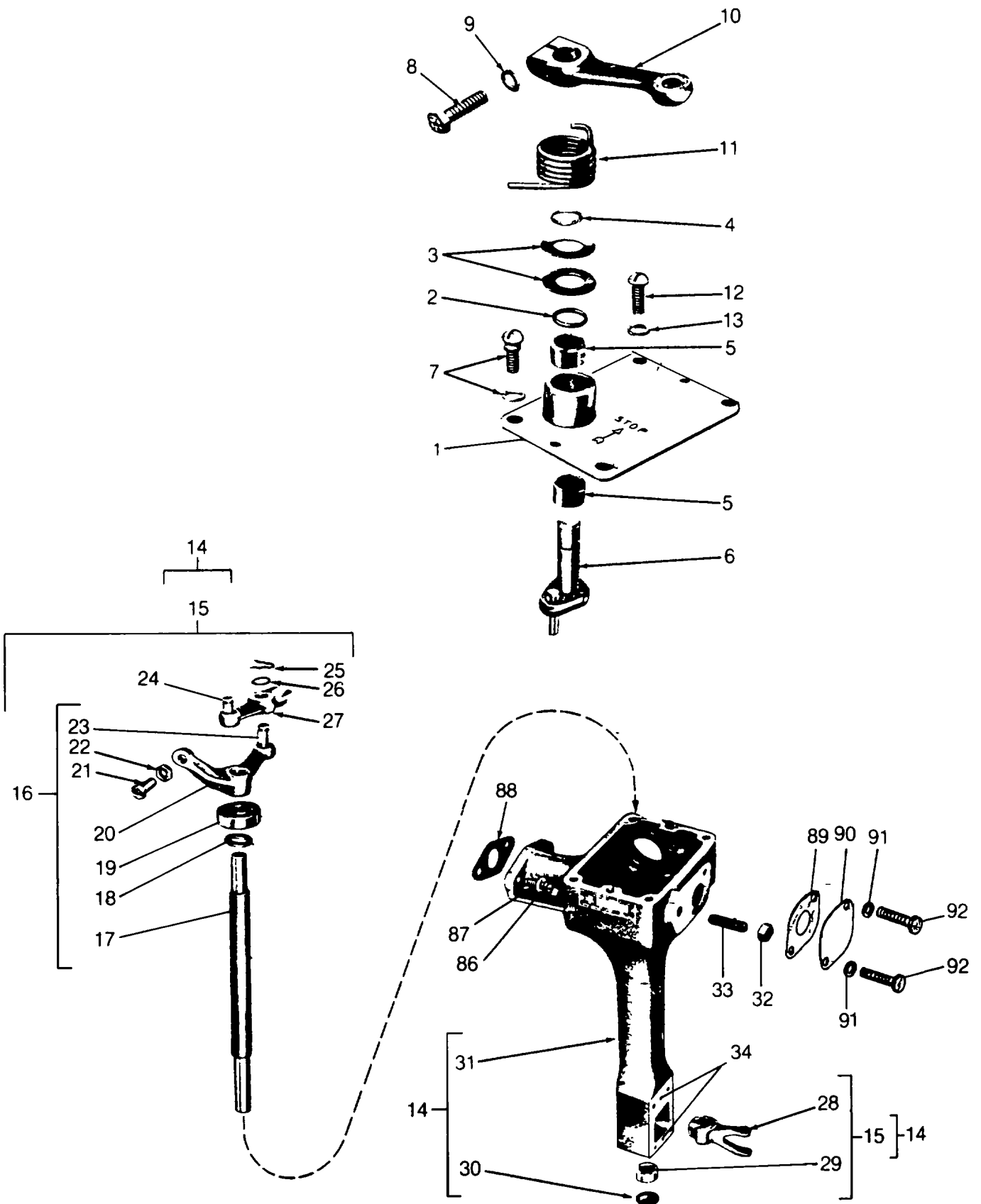
## Fuel Filter, Fuel Connections, And Fuel Lines - Continued

REF.	PART NO.	QTY.	DESCRIPTION	FSCM No.
1	5117369	12	Connector, Fuel Pipe	26095
	5125108	12	Washer, Fuel Pipe Connector	26095
2	5111527	6	Pipe Assembly, Long Fuel	26095
3	5111526	6	Pipe Assembly, Short Fuel	26095
4	193004	1	E1 bow, 3/8" Inverted Flared Tube 900	26095
	442323	1	Connector, 3/8" Inverted Flared Tube	26095
5	5123063	1	Tube, Filter To Cylinder Head	26095
6	5133083	1	Bracket, Fuel Filter Mounting	26095
	179838	2	Bolt, 3/8" -16 X 7/8"	26095
	179839	2	Bolt, 3/8" -16 X 1"	26095
	103341	AR	Washer, 3/8" Flat	26095
	106263	AR	Washer, 7/16" X 1" X .083" Flat	26095
	103321	AR	Lockwasher, 3/8"	26095
7	5148023	1	Cover Fuel Strainer (Spin-on)	26095
	5145014	2	Plug, 3/8" Pipe	26095
	181377	2	Bolt, 3/8" -24 X 1-1/4"	26095
	103321	AR	Lockwasher, 3/8"	26095
	117049	2	Nut, 3/8" -24 Hex	26095
8	5113207	1	Bracket, Fuel Strainer Mounting	26095
	5157412	2	Spacer, 7/8" X 1/4"	26095
	5164294	2	Spacer, 7/8" X 13/32" X 1/8"	26095
	5164789	2	Spacer, 7/8" X 13/32" X 3/8"	26095
	179839	2	Bolt, 3/8" -16 X 1"	26095
	103321	2	Lockwasher, 3/8"	26095
9	2501776	1	Cartridge, Fuel Strainer (Spin-On)	26095
	6436060	1	Decal, Fuel Strainer (Spin-On)	26095
10	5135308	1	Valve, Fuel Supply Check	26095
	111316	1	Elbow, 3/8" Street 90°	26095
11	5176522	1	Elbow, 1/2" Sealastic	26095
12	5134961	1	Tube, Strainer To Fuel Pump	26095
13	5153473	1	Clip, Strainer To Fuel Pump Tube 1/2"	26095
	3292532	1	Spacer, 13/32" X 7/8" X 7/16"	26095
	191637	1	Bolt, 3/8" -24 X 5-3/4"	26095
	103321	1	Lockwasher, 3/8"	26095
14	5123508	1	Tube, Fuel Pump To Filter	26095
15	5138305	1	Connector, 3/8" Sealastic	26095
	5179938	1	Seal Ring, 3/8" Sealastic	26095
16		1	Fuel Pump - See 6M-5-60.15	26095
17	5176521	1	Connector, 1/2" Tube Sealastic	26095
	5176524	2	Seal Ring, 1/2" Sealastic	26095
18	5178450	1	Clip, Fuel Drain 5/16" Tube	26095
19	5123057	1	Tube, Fuel Drain	26095
20	5128927	1	Elbow, Restricted (.080")	
	9432264	1	Connector, 5/16" Inverted Flared Tube	26095
21	5138293	1	Elbow, 3/8" Sealastic	26095
	5179938	1	Seal Ring, 3/8" Sealastic	26095
22	5148171	1	Cover, Fuel Filter (Spin-On)	26095
	5145010	2	Plug, 1/4" Pipe	26095
23	2510778	1	Cartridge, Fuel Filter (Spin-On)	26095
	6439099	1	Decal, Fuel Filter (Spin-On)	26095



Parts List

Mechanical Governor



## Parts List

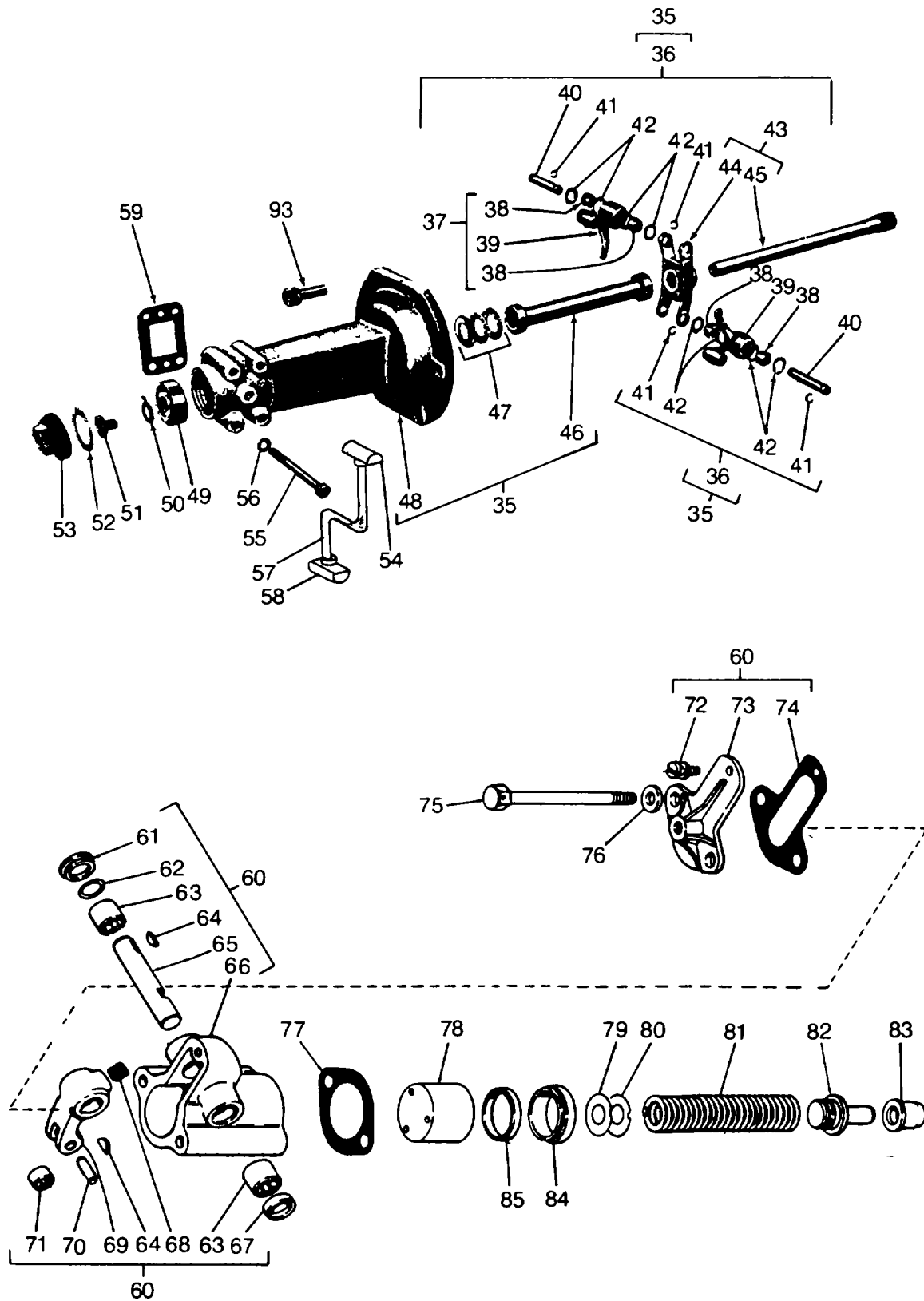
## Mechanical Governor - Continued

REF.	PART NO.	QTY.	DESCRIPTION	FSCM No.
	5144138	1	Governor Assembly	26095
1	5150889**#	1	Gasket, Governor Cover	26095
	5127576	1	Cover Assembly, Governor (Complete)	26095
2	5176557	1	Seal Ring	26095
	5197151	AR	Washer (Seal Ring Spacer)	26095
3	5144177	2	Retainer	26095
4	5153060	1	Retainer, Governor Throttle Shaft Packing	26095
5	148402	2	Bearing, Governor Throttle Shaft	26095
6	5174425	1	Shaft Assembly, Governor Throttle	26095
7	9417126	3	Screw And Lockwasher, 1/4" -20 X 3/4" Fillister Head	26095
8	186647	1	Bolt, 1/4" -20 X 1"	26095
9	103319	1	Lockwasher, 1/4"	26095
10	5100844	1	Lever, Governor Cover Throttle Shaft	26095
11	5129710	1	Spring, Governor Throttle Lever Return	26095
12	453007	1	Screw	26095
	5150941	1	Washer, 5/16" Flat	26095
13	120392	1	Lockwasher, 1/4"	26095
14	5158904	1	Housing Assembly, Governor Control	26095
15	5158820	1	Shaft Assembly, Governor Operating (Includes Fork And Lever)	26095
16	5154438	1	Shaft Assembly, Governor Operating	26095
17	5154435	1	Shaft, Governor Operating	26095
18	5159080	1	Washer	26095
19	9431894	1	Bearing, Governor Operating Shaft (Upper)	26095
20	5154422	1	Lever, Governor Operating Shaft	26095
21	5150898	1	Screw (Gap Adjustment)	26095
22	114492	1	Nut, 1/4" -28 Hex.	26095
23	5150943	1	Pin, Governor Operating Shaft Lever	26095
24	5150894	1	Pin, Governor Differential Lever	26095
25	142583	1	Retainer, 13/64"	26095
26	5150941	1	Washer	26095
27	5150394	1	Lever Assembly, Governor Differential	26095
28	5185605	1	Fork, Governor Operating Shaft	26095
29	148403	1	Bearing, Governor Operating Shaft (Lower)	26095
30	142656	1	Plug, 3/4" Expansion	26095
31	5100991	1	Housing, Governor Control	26095
	5101197	1	Screw, Adjusting	26095
	124925	1	Nut, 3/8" -24 Jam	26095
	5150942	2	Pin, Dowel	26095
32	124925	1	Nut, 3/8" -24 Hex.	26095
33	5177083	1	Screw Assembly (With Spring), Governor Buffer	26095
34	5150942	2	Pin, Dowel	26095
35	5174445	1	Housing And Weight Assembly, Governor	26095
36	5174449	1	Carrier And Weight Assembly, Governor	26095
37	5174455	2	Weight Assembly, Governor	26095
38	447196	2	Bearing, Needle	26095
39	5174456	1	Weight	26095
40	5185154	2	Shaft, Governor Weight	26095
41	5178581	4	Ring, Retainer	26095
42	5151487	8	Washer	26095
43	5174453	1	Shaft And Carrier Assembly, Governor Weight	26095
44	5185606	1	Carrier, Governor Weight	26095
45	5150925	1	Shaft, Governor Weight Carrier	26095

Parts List

M6-5-60.17

Mechanical Governor - Continued



## Parts List

## Mechanical Governor - Continued

REF.	PART NO.	QTY.	DESCRIPTION	FSCM No.
46	5154503	1	Riser, Governor	26095
47	451905	1	Bearing, Governor Weight Riser Thrust	26095
48	5143023	1	Housing, Governor Weight	26095
	5150246	1	Gasket, Governor To Blower	26095
49	907674	1	Bearing, Governor Weight Shaft End	26095
50	5150941	1	Washer	26095
51	5150884	1	Screw	26095
	5150897	1	Lockwasher	26095
52	5165221	1	Gasket, Governor Weight Housing Cap	26095
53	5183268	1	Cap, Governor Weight Housing	26095
54	5166265	1	Elbow, Restricted	26095
55	190910	4	Bolt, 1/4" -20 X 2-3/8"	26095
56	103319	4	Lockwasher, 1/4"	26095
57	5176834	1	Tube Assembly, Governor Bearing Lubrication	26095
58	9432337	1	Elbow, 1/4" Inverted Flared Tube 90°	26095
59	5150890**	1	Gasket, Governor Weight Housing Cover	26095
60	5139262	1	Housing Assembly, Governor Variable Speed Spring	26095
61	5143665*	1	Washer	26095
62	5176557*	1	Ring, Seal	26095
63	148402*	2	Bearing, Governor Variable Speed Spring Lever Shaft	26095
64	103904	2	Key, 3/32" X 1/2" Woodruff	26095
65	5173964	1	Shaft, Governor Variable Speed Spring Lever	26095
66	5145444	1	Housing, Governor Variable Speed Spring	26095
67	5126789*	1	Plug, 5/8" Expansion	26095
68	5143564*	1	Screw, 1/4" -20 X 1-1/2" Set	26095
69	5139469*	1	Lever Assembly, Governor Variable Speed Spring	26095
70	9425165*	1	Pin	26095
71	5139468*	1	Bearing	26095
72	9417926	1	Screw Assembly, 1/4" -20 X 3/4" Fillister Head	26095
73	5145446	1	Cover	26095
74	5145445	1	Gasket	26095
75	100129	2	Bolt, 5/16" -18 X 3-1/2"	26095
76	103320	2	Lockwasher, 5/16"	26095
77	5152944*	1	Gasket, Governor Variable Speed Spring Housing	26095
78	5137276*	1	Retainer, Governor Variable Speed Spring	26095
79	5136590*	6	Shim(.010")	26095
80	5136591*	6	Shim(.078")	26095
81	5111981	1	Spring, Governor Variable Speed	26095
82	5152938	1	Plunger, Governor Variable Speed Spring	26095
83	5152939	1	Guide, Governor Variable Speed Spring Plunger	26095
84	5171784	1	Stop (With Step), Governor Variable Speed Spring Retainer	26095
85	5174430	1	Stop (With Gap), Governor Variable Speed Spring Retainer	26095
86	120380	2	Lockwasher, 1/4"	26095
87	443603 *	2	Bolt, 1/4" -20 X 3/4"	26095
88	5123812 #	1	Gasket, Governor To Cylinder Head	26095
89	5150900#	1	Gasket, Governor To Breather Hole Cover	26095
90	3223193	1	Cover, Governor Breather Hole	26095
91	120217	2	Lockwasher, #10	26095
92	120687	2	Screw, #10 -24 X 1/2" Fillister Head	26095

**Parts List**

**M6-5-60.17**

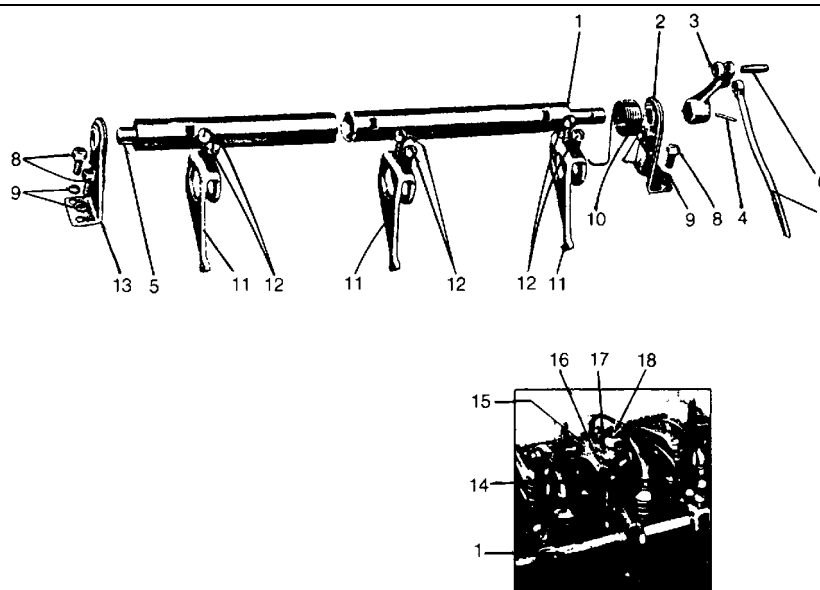
Mechanical Governor - Continued

REF.	PART NO.	QTY.	DESCRIPTION	FSCM No.
93	5118219	6	Bolt (With Sealwasher)	26095
*	5193544	1	Lever Kit - Consists Of Items Marked With A Single Asterisk (*).	26095
**	5193118	AR	Part Of Cylinder Head Overhaul Gasket Kit (5193118) In M6-5-60.4	26095
#		AR	Part Of Installation Blow Kit (5192754) In M6-5-60.21	26095

**M6-5-60.17(5 of 5)**

Parts List

Injector Controls



REF.	PART NO.	QTY.	DESCRIPTION	FSCM No.
1	5195810	1	Tube Assembly, Injector Control	26095
2	5130509	1	Bracket, Injector Control Tube	26095
3	5150263	1	Lever, Injector Control Tube End	26095
4	142486	1	Pin, 1/8" X 3/4" Groove	26095
5	5150259	1	Shaft, Injector Control Tube End	26095
6	5147345	1	Pin 26095	26095
	103361	1	Pin, 1/16" X 1/2" Cotter	26095
	142583	1	Retainer, 13/64" Spring	26095
	5150941	1	Washer 26095	26095
7	5150990	1	Link, Injector Control Tube To Governor	26095
8	186676	4	Bolt, 1/4" -20 X 5/8"	26095
9	120380	4	Lockwasher, 1/4"	26095
10	5115922	1	Spring, Injector Control Tube	26095
11	5115322	6	Lever, Injector Control Tube Rack	26095
12	5176228	12	Screw 26095	26095
13	5130509	1	Bracket, Injector Control Tube	26095
14	2090519	1	Arm, Injector Control Tube (Torque Limit Control) - See Note	26095
	186647	2	Bolt, 1/4" -20 X 1" - See Note	26095
	120380	2	Lockwasher, 1/4" - See Note	26095
15	5136159	1	Plate, Injector Control Tube Lever (Load Limit Adjustment) - See Note	26095

## Parts List

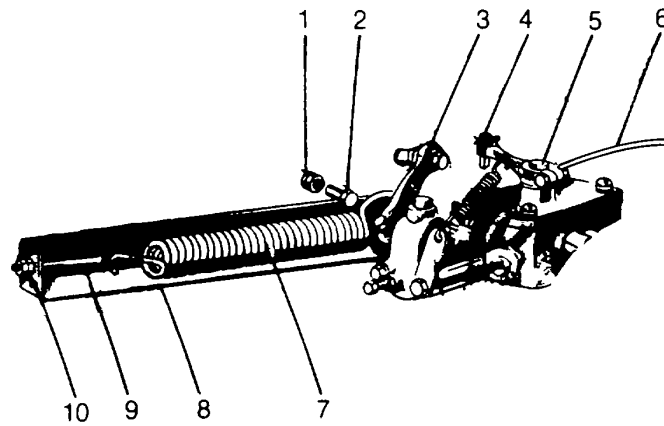
Injector Controls - Continued				
REF.	PART NO.	QTY.	DESCRIPTION	FSCM No.
16	114493	1	Nut, 5/16" -24 Hex. - See Note	26095
17	5178817	1	Screw (Load Limit Adjusting), Injector Control	26095
18		2	Tube Lever Plate - See Note Bolt, See M6-5-60.12 Note: Items Are Used Together To Provide Load Limit Adjustment Used With Mechanical Governor	26095

M6-5-60.18(2 of 2)

Parts List

M6-5-60.19

Throttle Controls



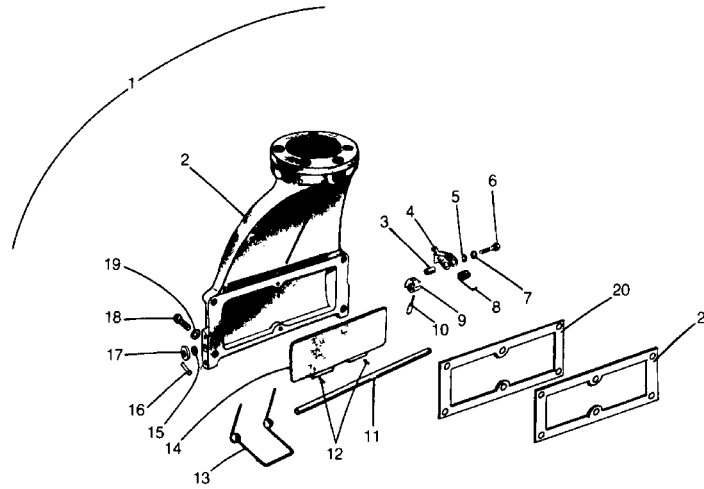
REF.	PART NO.	QTY.	DESCRIPTION	FSCM No.
1	5171429	1	Nut, Throttle Booster Support	26095
2	5171045	1	Bolt, 5/16" -24 X 5/8"	26095
3	5123881	1	Lever, Governor Control	26095
	186647	1	Bolt, 1/4" -20 X 1"	26095
	103319	1	Lockwasher, 1/4"	26095
4	5161464	1	Pin, Governor Control Wire Swivel	26095
	5150941	1	Washer	26095
	142583	1	Retainer, 13/64" Spring	26095
	100659	1	Screw, #10 -32 X 3/8" Fillister Head	26095
5	3290569	1	Clip, Governor Control Wire Tube	26095
	123298	1	Bolt, 1/4" -28 X 3/8"	26095
	103319	1	Lockwasher, 1/4"	26095
	121902	1	Nut, 1/4" -28 Hex	26095
6	5146238	1	Wire Assembly, Governor Control	26095
	110730	1	Lockwasher, 3/8"	26095
	122236	1	Nut, 3/8" -24 Hex	26095
7	5172499	1	Spring, Throttle Booster	26095
8	5172501	1	Bracket, Throttle Booster Spring	26095
	179835	2	Bolt, 3/8" -16 X 5/8"	26095
	103321	2	Lockwasher, 3/8"	26095
9	5172502	1	Eye, Throttle Booster Adjusting	26095
10	120375	2	Nut, 1/4" -20 Hex	26095



Parts List

M6-5-60.20

Air Inlet Housing



REF.	PART NO.	QTY.	DESCRIPTION	FSCM No.
1	5147607	1	Housing Assembly, Air Inlet	26095
2	5147305	1	Housing, Air Inlet	26095
	5142549	2	Plug, 3/4" Pipe	26095
	5121182	1	Plug, 1/4" Pipe	26095
3	5113633	1	Spacer	26095
4	5112785	1	Latch	26095
5	120392	1	Washer, 1/4" Flat	26095
6	180034	1	Bolt, 1/4" -20 X 1-1/2"	26095
7	120380	1	Lockwasher, 1/4"	26095
8	5111904	1	Spring (Internal), Air Inlet Housing Shutdown Valve Tension	26095
9	5122623	1	Cam	26095
10	5114974	1	Handle	26095
11	5128593	1	Shaft, Air Inlet Housing Shutdown Valve	26095
12	273436	2	Pin	26095
13	5112787	1	Spring (External), Air Inlet Housing Shutdown Valve Tension	26095
14	5172030	1	Valve, Air Inlet Housing Shutdown	26095
15	5182977	2	Seal Ring, Air Inlet Housing Shutdown Valve Shaft	26095
16	273436	1	Pin, 3/8" X 11/16" Roll	26095
17	9414322	1	Washer, 3/8" Flat	26095
18	179844	4	Bolt, 3/8" -16 X 1-5/8"	26095

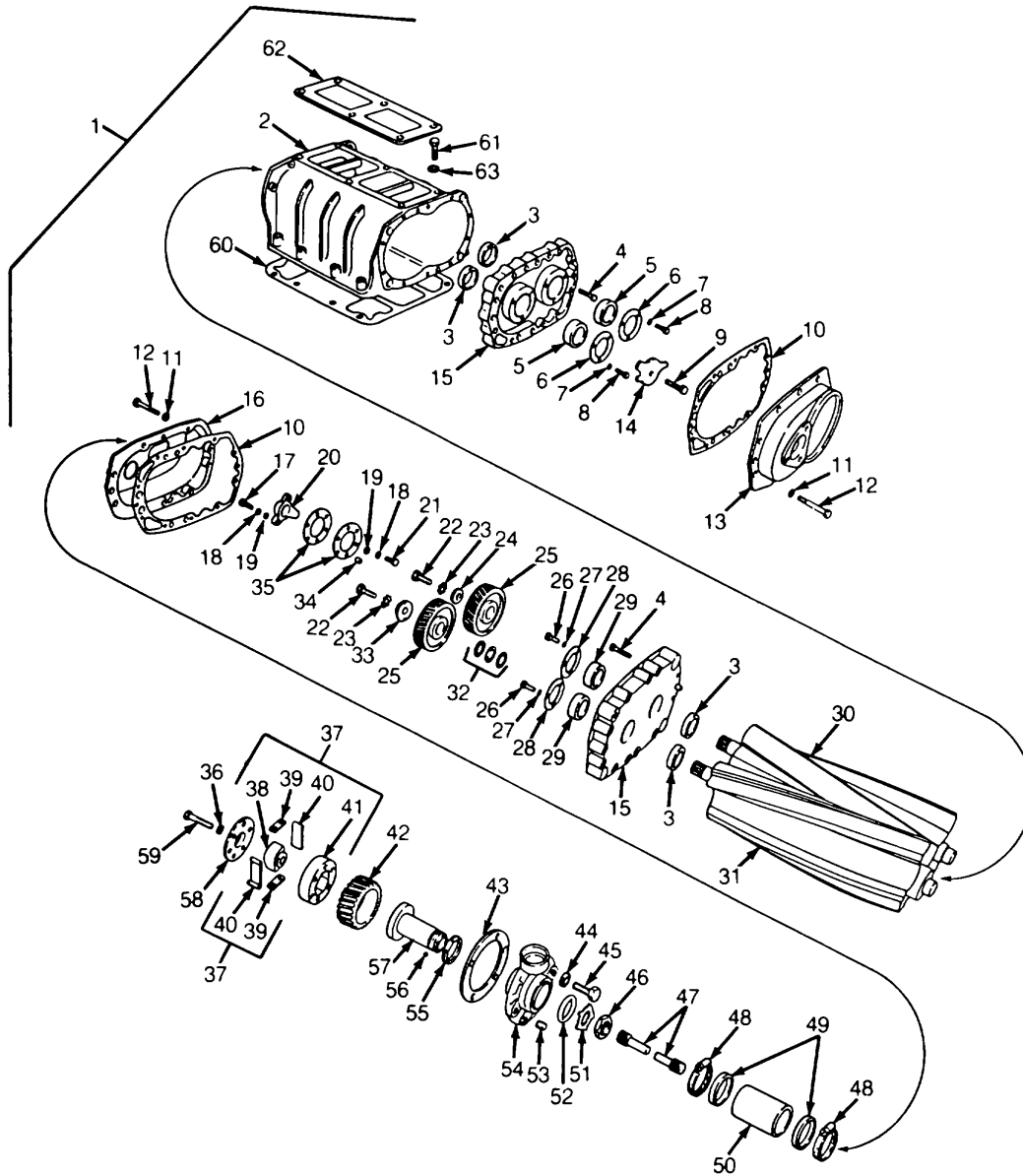
Parts List

Air Inlet Housing - Continued				
REF.	PART NO.	QTY.	DESCRIPTION	FSCM No.
	179847	1	Bolt, 3/8" -16 X 2"	26095
	179849	1	Bolt, 3/8" -16 X 2-1/2"	26095
19	103321	6	Lockwasher, 3/8"	26095
20	3290572*	1	Gasket, Air Inlet Housing Striker Plate	26095
21	3290399	1	Plate, Air Inlet Housing Striker	26095
*		AR	Part Of Installation Blower Kit (5192754)	26095

**Parts List**

**M6-5-60.21**

Blower And Blower Shaft



Parts List

Blower And Blower Shaft - Continued				
REF.	PART NO.	QTY.	DESCRIPTION	FSCM No.
1	5138553	1	Blower Assembly 26095	
	5179045	1	Plug, Blower Rotor Shaft	26095
	5150829	1	Plug, 7/8" Cup	26095
2	5138725	1	Housing, Blower	26095
3	5138710*	4	Seal, Blower Housing End Plate	26095
4	117296	4	Screw 5/16" -18 X 1-1/2" Fillister Head	26095
5	7451054*	2	Bearing, Blower Rotor Front	26095
6	5179017	2	Retainer, Blower Rotor Front Bearing	26095
7	120380	6	Lockwasher, 1/4"	26095
8	443603	6	Bolt, 1/4" -20 X 3/4"	26095
9	138234	1	Bolt, 5/16" -24 X 1-1/2" Hex. Socket Head	26095
10	5114726*	2	Gasket, Blower Housing End Plate Cover	26095
11	103320	20	Lockwasher, 5/16"	26095
12	179828	20	Bolt, 5/16" -18 X 2-1/2"	26095
13	5114442	1	Cover (Front), Blower Housing End Plate	26095
14	5122069	1	Coupling, Blower To Water Pump Drive	26095
15	5193719	2	Plate Assembly, Blower Housing End	26095
	5114528	2	Pin, Dowel	26095
16	5120726	1	Cover (Rear), Blower Housing End Plate	26095
17	5173363**	3	Bolt, (Plate To Gear)	26095
18	103320**	6	Lockwasher, 5/16"	26095
19	120393**	6	Washer, 5/16" Flat	26095
20	5173366**	1	Hub, Blower Rotor Gear	26095
21	5173362**	3	Bolt, (Plate To Hub)	26095
22	182776	2	Bolt, 1/2" -20 X 1-1/4"	26095
23	5154398	2	Lockwasher, 1/2"	26095
24	5154400	1	Washer, Blower Rotor Gear Retaining	26095
25	5192234	1	Gear Set (Rotor Timing), Blower Rotor	26095
26	443603	6	Bolt, 1/4" -20 X 3/4"	26095
27	103319	6	Lockwasher, 1/4"	26095
28	5179017	2	Retainer, Blower Rotor Rear Bearing	26095
29	954418*	2	Bearing, Blower Rotor	26095
30	5138558	1	Rotor Assembly (Upper, Right Hand Helix), Blower	26095
	5150216	1	Shaft, Blower Rotor	26095
	142522	2	Pin, 1/4" X 1-3/4" Groove	26095
31	5138560	1	Rotor Assembly (Lower, Left Hand Helix), Blower	26095
	5150216	1	Shaft, Blower Rotor	26095
	142522	2	Pin, 1/4" X 1-3/4" Groove	26095
32	5150372*	AR	Shim (.002"), Blower Rotor Gear	26095
	5153938*	AR	Shim (.003"), Blower Rotor Gear	26095
	5150855*	AR	Shim (.005"), Blower Rotor Gear	26095
	5150856*	AR	Shim (.010"), Blower Rotor Gear	26095
33	5154401	1	Disc, Blower Rotor Fuel Pump Coupling	26095
34	5173364**	3	Spacer, Blower Rotor Gear Hub	26095
35	5173365**	2	Plate, Blower Rotor Gear Hub	26095
36	103320	6	Lockwasher, 5/16"	26095
37	5150344	1	Coupling Assembly, Blower Drive	26095
38	5150348	1	Cam, Blower Drive Coupling	26095
39	5150346	4	Seat, Blower Drive Coupling Spring	26095
40	5196314	1	Spring Pack, Blower Drive Coupling	26095
41	5150345	1	Support, Blower Drive Coupling	26095
42	5115989	1	Gear (Right Hand Helix, 39 Teeth), Blower Drive	26095
43	5148810	1	Gasket, Blower Drive Gear Hub Support	26095

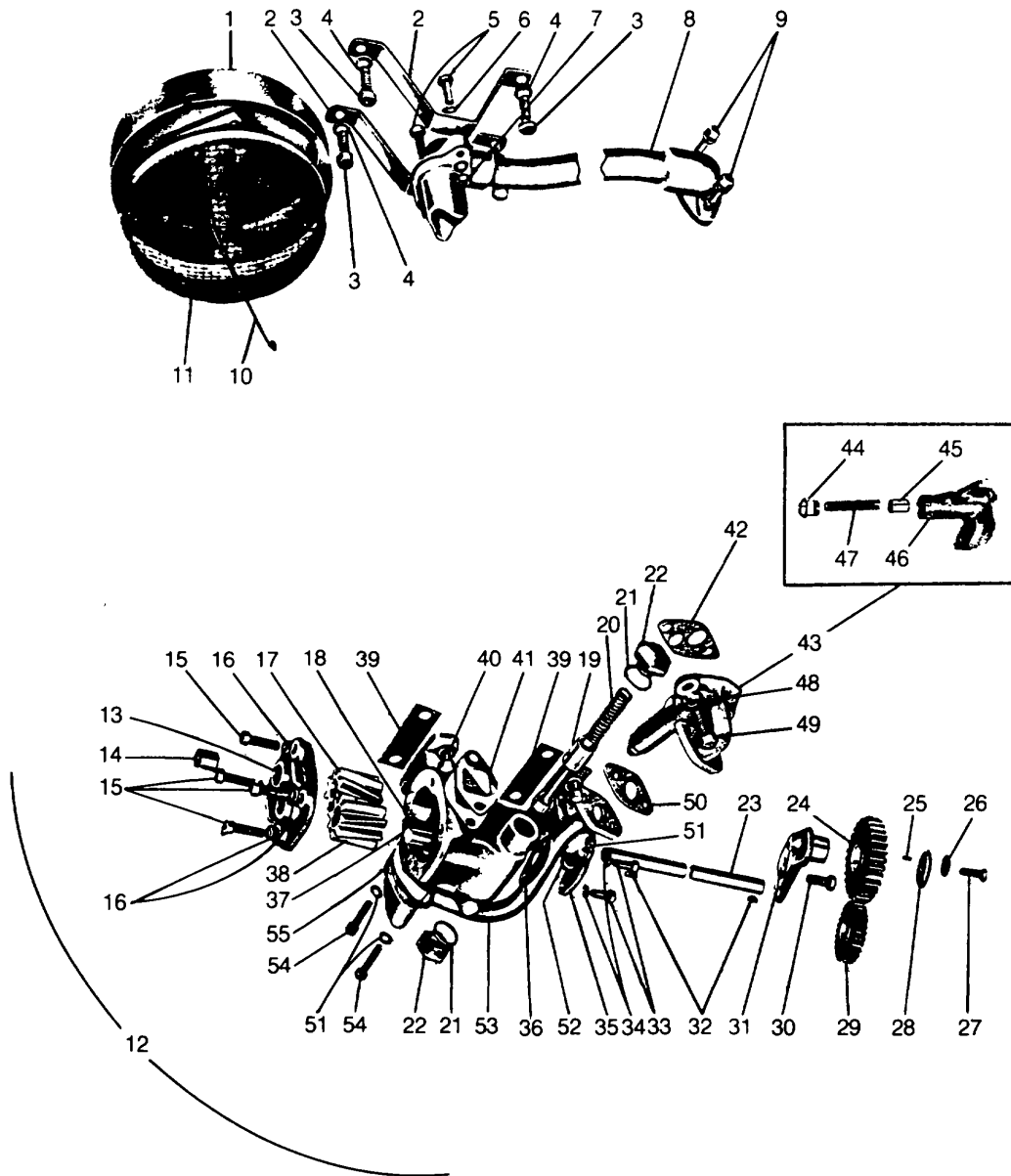
Parts List

Blower And Blower Shaft - Continued				
REF.	PART NO.	QTY.	DESCRIPTION	FSCM No.
44	103321	2	Lockwasher, 3/8"	26095
45	181361	2	Bolt, 3/8" -24 X 7/8"	26095
46	5152804	1	Nut, Blower Drive Gear Hub	26095
47	5154640	1	Shaft, Blower Drive	26095
	1567727	1	Ring, Blower Drive Shaft	26095
48	5138336	2	Clamp, Blower Drive Cover Packing	26095
49	5172865	2	Seal, Blower Drive Cover	26095
50	5118353	1	Cover, Blower Drive	26095
51	5150281	1	Lockwasher, Blower Drive Gear	26095
52	5158901	1	Washer, Blower Drive Gear Hub Thrust	26095
53	444687	1	Plug, 1.8" Pipe	26095
54	5222528	1	Support Assembly, Blower Drive Gear Hub	26095
	5122530	2	Bearing, Blower Drive Gear Hub Support	26095
55	5122529	1	Washer, Thrust	26095
56	169067	1	Ball, 7/32" Dia. Steel	26095
57	5150279	1	Hub, Blower Drive Gear	26095
58	5150349	1	Retainer, Blower Drive Coupling	26095
59	5150350	6	Bolt	26095
60	5115656**	1	Gasket, Blower	26095
61	427570	8	Bolt, 7/16" -21 X 2"	26095
62	5111881**	1	Screen, Blower	26095
63	5150238	8	Washer, 7/16"	26095
*	5192796	AR	Blower Kit, Repair - Consists Of Items Marked With A Single Asterisk (*).	26095
**	5192751	1	Hub Kit, Blower Rotor Gear - Consists Of Items Marked With A Double Asterisk (**).	26095
**	5192754	1	Blower Kit, Installation - Consists Of Items Marked With A Triple Asterisk (**) And Indicated Items In M6-5-60.51, -60.17, -60.20,-60.28	26095

Parts List

M6-5-60.22

Oil Pump, Oil Pressure Regulator, And Oil Distribution System

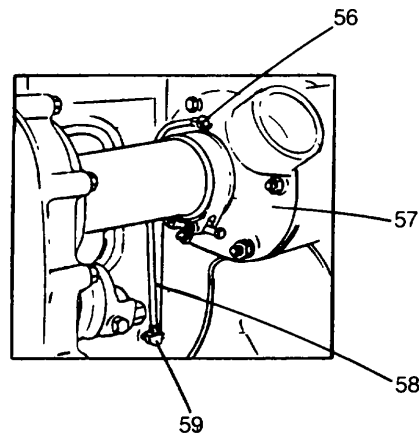


Parts List

Oil Pump, Oil Pressure Regulator, And Oil Distribution System - Continued				
REF.	PART NO.	QTY.	DESCRIPTION	FSCM No.
1	5118302	1	Cover, Oil Pump Inlet Screen	26095
2	5153317	2	Bracket, Oil Pump Screen Support	26095
3	181360	4	Bolt, 3/8" -24 X 3/4"	26095
4	103321	4	Lockwasher, 3/8"	26095
5	181342	2	Bolt, 5/16" -24 X 1-3/8"	26095
6	103320	AR	Lockwasher, 5/16"	26095
7	121917	2	Nut, 5/16" -24 Hex	26095
8	5174988	1	Pipe, Oil Pump Inlet	26095
9	186629	2	Bolt, 5/16" -18 X 1"	26095
	103320	2	Lockwasher, 5/16"	26095
10	5153284	1	Retainer, Oil Pump Inlet Screen	26095
11	5153286	1	Screen, Oil Pump Inlet	26095
12	5175980	1	Pump Assembly, Oil	26095
13	5153299	1	Cover Assembly, Oil Pump	26095
14	5153154*	1	Bushing, Oil Pump Cover	26095
15	186624	4	Bolt, 5/16" -18 X 1-1/4"	26095
16	103320	4	Lockwasher, 5/16"	26095
17	5153260*	1	Gear, Oil Pump Drive	26095
18	5153310*	1	Shaft, Oil Pump Driven Gear	26095
19	5153247	1	Valve, Oil Pump Relief	26095
20	5155765*	1	Spring, Oil Pump Relief Valve	26095
21	105456*#	2	Gasket, Oil Pump Relief Valve	26095
22	5152613	2	Plug, Oil Pump Relief Valve	26095
23	5153309*	1	Shaft, Oil Pump Drive	26095
24	5156683*	1	Gear Assembly, Oil Pump Idler	26095
	5156521*	1	Bushing, Oil Pump Idler Gear	26095
25	443230	1	Pin, 1/8" X 3/8" Groove	26095
26	5175944	1	Washer(Small)	62095
27	186625	1	Bolt, 5/16" -18 X 7/8"	26095
28	5169197	1	Washer(Large)	26095
29	5156528*	1	Gear, Oil Pump Drive (On Pump)	26095
30	9409079	1	Bolt, 3/8" -16 X 7/8"	26095
31	5176035	1	Dowel	26095
	5169195	1	Support, Oil Pump Idler Gear	26095
32	103905	2	Key, 1/8" X 5/8" Woodruff	26095
33	179816	2	Bolt, 5/16" -18 X 3/4"	26095
34	103320	2	Lockwasher, 5/16"	26095
35	5156955	1	Cover, Oil Pump Pad	26095
36	5151370*# 1	Gasket,	Oil Pump Pad Cover	26095
37	5169193	1	Body Assembly, Oil Pump	26095
	5153147*	2	Bushing, Oil Pump Body	26095
38	5153617*	1	Gear Assembly, Oil Pump Driven	26095
	5153154*	2	Bushing, Oil Pump Driven Gear	26095
39	5176119	AR	Shim(.005"), Oil Pump	26095
40	103321	4	Lockwasher	26095
	186627	4	Bolt, 3/8" -24 X 1"	26095
41	5153313#	1	Gasket, Oil Pump Inlet Pipe	26095
42	5154199#	1	Gasket, Oil Pressure Regulator Body	26095
43	5159384	1	Regulator Assembly, Oil Pressure	26095
44	5156816	1	Plug, Oil Pressure Regulator	26095
45	5120082	1	Valve, Oil Pressure Regulator	26095
46	5159382	1	Body, Oil Pressure Regulator	26095
47	5156815	1	Spring, Oil Pressure Regulator	26095

Parts List

Oil Pump, Oil Pressure Regulator, And Oil Distribution System - Continued



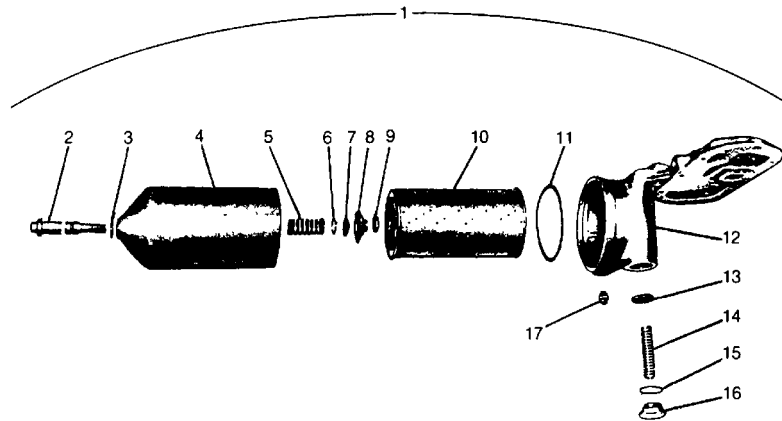
REF.	PART NO.	QTY.	DESCRIPTION	FSCM No.
48	103320	2	Lockwasher, 5/16"	26095
49	179819	2	Bolt, 5/16" -18 X 1-1/8"	26095
50	5151370	1	Gasket (At Block), Oil Pump Outlet Pipe	26095
51	103320	AR	Lockwasher, 5/16"	26095
52	186625	2	Bolt, 5/16" -18 X 7/8"	26095
53	5159388	1	Pipe, Oil Pump Outlet	26095
54	179824	2	Bolt, 5/16" -18 X 1-3/4"	26095
55	5153313#	1	Gasket (At Pump), Oil Outlet Pipe	26095
56	225810	1	Elbow, 1/4" Inverted Flared Tube 90°	26095
	120401	1	Elbow, 1/8" Street 90°	26095
57	1		Support, Blower Drive Gear Hub - See M6-5-60.21	26095
58	5150431	1	Pipe, Blower Drive Bearing Oil	26095
59	9432337	1	Elbow, 1/4" Inverted Flared Tube 90°, 1/4" Pipe Thread	26095
	5145009	1	Plug, 1/8" Pipe	26095
*	5194801	AR	Overhaul Kit, Oil Pump - Consists Of Items Marked With A Single Asterisk(*)	
#	5192108	AR	Gasket Kit, Oil Pump Overhaul - Consists Of Items Marked With A Single (#) And Indicated Items In M6-5-60.27	



Parts List

M6-5-60.23

Oil Filter

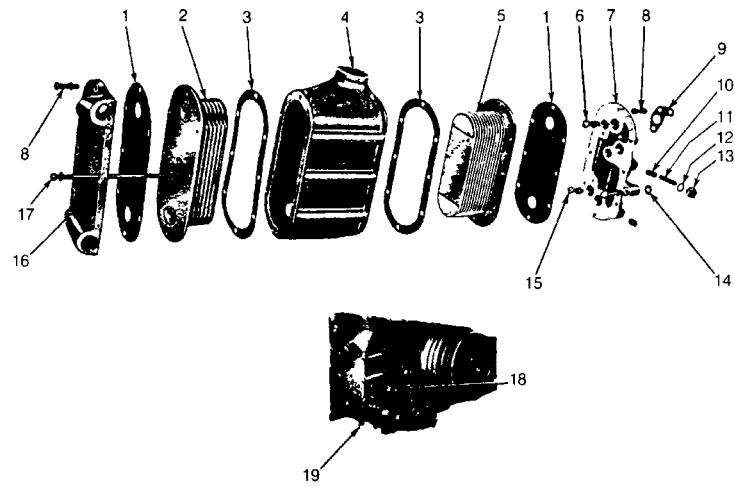


REF.	PART NO.	QTY.	DESCRIPTION	FSCM No.
1	5573162	1	Decal (Full Flow Filter)	26095
	5194288	1	Filter Assembly (Full Flow) Oil	26095
2	5120740	1	Stud, Oil Filter Center	26095
3	643798	1	Gasket, Oil Filter Cover Nut	26095
4	5574008	1	Shell, Oil Filter	26095
	5570480	1	Plug	26095
5	5187308	1	Spring, Oil Filter	26095
6	5154538	1-	Washer	26095
7	5157310	1	Gasket, Retainer	26095
8	5187309	1	Retainer, Oil Filter Spring	26095
9	122366	1	Nut, 5/8" -16 Hex	26095
10	5573014	1	Element, Oil Filter	26095
11	5571024	1	Gasket, Oil Filter Cover	26095
12		1	Adapter, Oil Cooler - See M6-5-60.24	26095
		1	Valve, Oil Cooler By-Pass - See M6-5-60.24	26095
		1	Spring, Oil Cooler By-Pass Valve - See M6-5-60.24	26095
		1	Plug, Oil Cooler By-Pass Valve - See M6-5-60.24	26095
		1	Gasket, Oil Cooler By-Pass Valve Plug - See M6-5-60.24	26095
13	5133431	1	Valve, Oil Filter By-Pass	26095
14	5133594	1	Spring, Oil Filter By-Pass Valve	26095
15	5575086	1	Gasket, Oil Filter By-Pass Plug	26095
16	5126686	1	Plug, Oil Filter By-Pass	26095

Parts List

M6-5-60.24

Oil Cooler



REF.	PART NO.	QTY.	DESCRIPTION	FSCM No.
1	5154215	2	Gasket, Oil Cooler Core Outer	26095
2	8539953	1	Core Assembly (8 Plate), Oil Cooler	26095
3	5150155	2,	Gasket, Oil Cooler Core Inner	26095
4	5174941	1	Housing, Oil Cooler	26095
	190367	1	Elbow, 1/4" Street 90°	26095
5	8514600	1	Core Assembly (12 Plate), Oil Cooler	26095
6	186612	3	Bolt, 3/8" -16 X 1-3/8"	26095
	103321	AR	Lockwasher, 3/8"	26095
7	5123636-	1	Adapter, Oil Cooler	26095
8	186624	4	Bolt, 5/16" -18 X 1-1/4"	26095
	103320	AR	Lockwasher, 5/16"	26095
9	5150154	2	Gasket, Oil Cooler Adapter To Block	26095
10	5177777*	1	Valve, Oil Cooler By-Pass	26095
11	5177778*	1	Spring, Oil Cooler By-Pass	26095
12	5177773*	1	Gasket, Oil Cooler By-Pass Plug	26095
13	5177772*	1	Plug, Oil Cooler By-Pass	26095
14	5152904	1	Gasket, Oil Cooler Adapter To Block	26095
15	186619	3	Bolt, 3/8" -16 X 1-1/8"	26095
	103321	AR	Lockwasher, 3/8"	26095
16	518862	1	Cover, Oil Cooler Housing	26095
17	274682	6	Bolt, 5/16" -18 X 7-3/4"	26095
	103320	AR	Lockwasher. 5/16"	26095

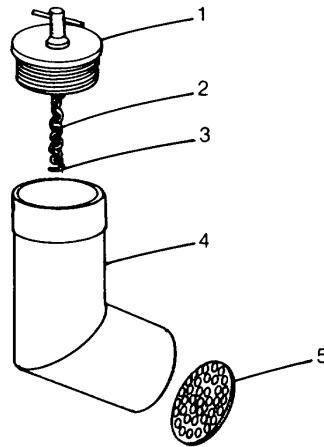
Parts List

Oil Cooler - Continued				
REF.	PART NO.	QTY.	DESCRIPTION	FSCM No.
18	5177241	1	Flange, Oil Cooler Water Hole	26095
	5115214	1	Plug, 1/2" Pipe	56095
	5145014	2	Plug, 3/8" Pipe	26095
	186624	2	Bolt, 5/16" -18 X 1-1/4"	26095
	103320	2	Lockwasher, 5/16"	26095
	5153902	1	Gasket, Oil Cooler Water Hole Flange	26095
19	103647	1	Draincock, 1/4"	26095
*		1	Part Of Oil Filter Assembly (5194288) See M6-5-60.23	26095

Parts List

M6-5-60.25

Oil Filler

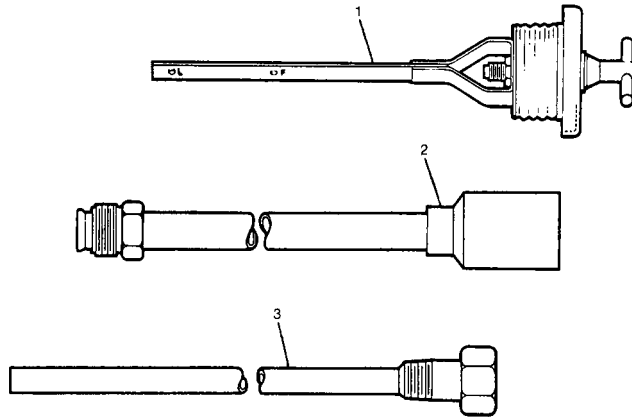


REF.	PART NO.	QTY.	DESCRIPTION	FSCM No.
1	5117362	1	Cap, Oil Filler Tube	26095
2	5113825	1	Chain, Oil Filler Tube	26095
3	5146248	2	Hook, Oil Filler Cap	26095
4	5108671	1	Tube, Oil Filler	26095
5	5150147	1	Strainer, Oil Filler Tube	26095

Parts List

M6-5-60.26

Dipstick

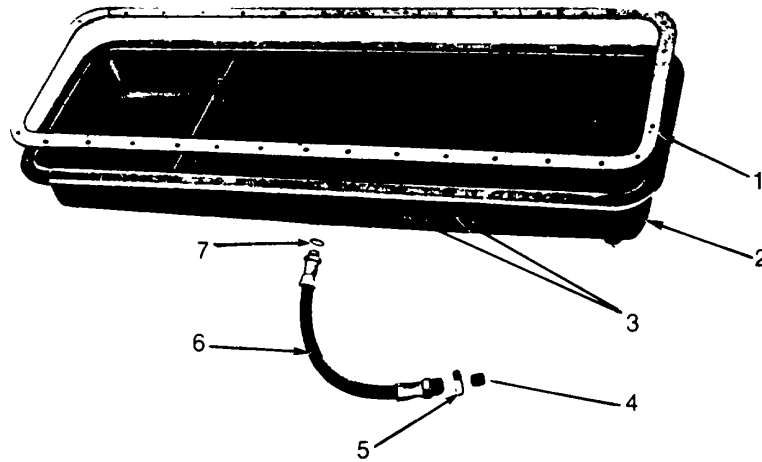


REF.	PART NO.	QTY.	DESCRIPTION	FSCM No.
1	5148219	1	Dipstick 26095	
2	5151430	1	Guide, Dipstick	26095
3	5145515	1	Adapter	26095

Parts List

M6-5-60.27

Oil Pan

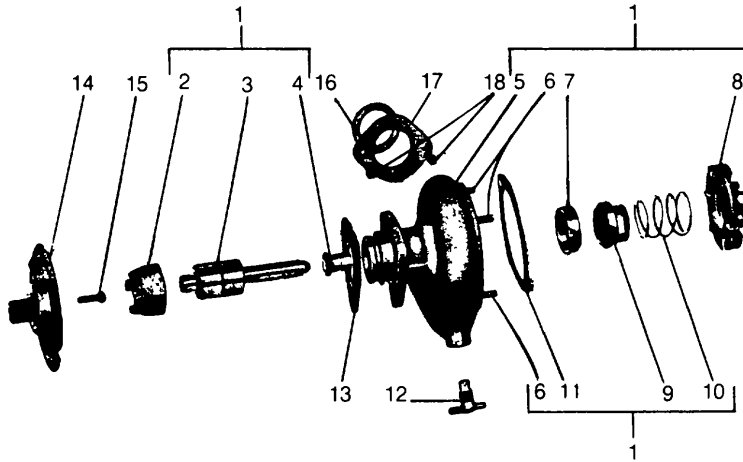


REF.	PART NO.	QTY.	DESCRIPTION	FSCM No.
1	5150117*	1	Gasket, Oil Pan To Block	26095
2	5174986	1	Pan, Oil	26095
3	5148436	34	Bolt, (w/Lockwasher), 5/16" -18 X 3/4"	26095
4	5145014	1	Plug, Oil Pan Drain 3/8" Square Head Pipe	26095
5	122432	1	Nut, 7/8" -14 Hex	26095
6	5112605	1	Tube Assembly, Oil Pan Drain	26095
7	840277*	2	Gasket (w/18mm Plug), Oil Pan Drain Plug	26095
*		AR	Part Of Oil Pump Overhaul Gasket Kit (5192108) See 6-5-60.22	26095

Parts List

M6-5-60.28

Live Mast Lines - Continued



REF.	PART NO.	QTY.	DESCRIPTION	FSCM No.
1	5149368	1	Pump Assembly, Fresh Water	26095
2	5114011*	1	Thrower, Fresh Water Pump	26095
3	5136671*#	1	Shaft Assembly, Fresh Water Pump	26095
4	5189041*#	1	Slinger, Fresh Water Pump Shaft	26095
5	5182070	1	Body Assembly, Fresh Water Pump	26095
6	5102258	4	Stud, Fresh Water Pump Body	26095
7	5186572*#	1	Insert, Fresh Water Pump Body	26095
8	5134335*	1	Impeller, Fresh Water Pump	26095
9	5186571*#	1	Seal Assembly, Fresh Water Pump	26095
10	5186570*#	1	Spring, Fresh Water Pump Seal	26095
11	5178273*#	1	Gasket, Fresh Water Pump Cover	26095
12	118536	1	Draincock, 3/8"	26095
13	5150193*#@#	1	Gasket, Fresh Water Pump	26095
14		1	Coupling, Blower To Water Pump Drive - See M6-5-60.21	26095
15		1	Bolt - See M6-5-60.21	26095
16	5150191#	1	Packing, Fresh Water Pump Outlet	26095
17	5178274	1	Flange	26095
18	179819	2	Bolt, 5/16" -18 X 1-1/8"	26095
	103320	2	Lockwasher, 5/16"	26095

**Parts List**

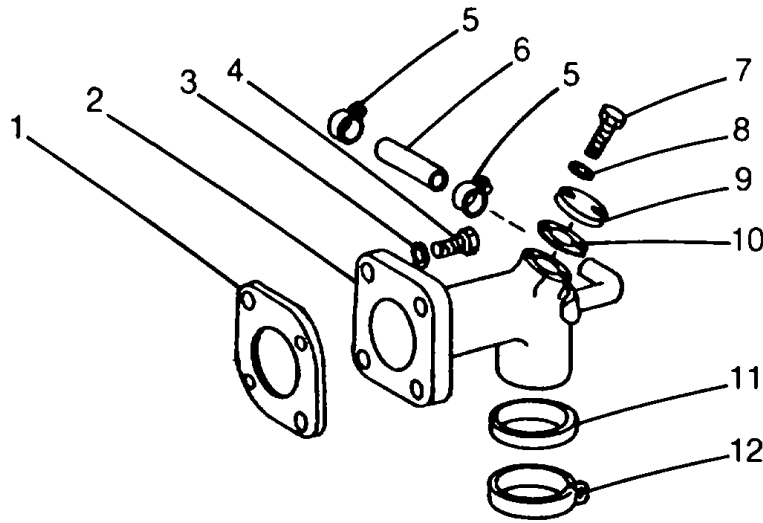
Water Pump - Continued				
REF.	PART NO.	QTY.	DESCRIPTION	FSCM No.
	5118219	3	Following Item Not Shown Bolt(w/Seal Washer) Used To Attach Pump To Blower Assembly	26095
*	5198308	AR	Reconditioning Kit, Fresh Water Pump - Consists Of Items Marked With A (*).	26095
#	5193605	AR	Replacement Kit, Fresh Water Pump Seal - Consists Of Items Marked With A (#).	26095
@		AR	Part Of Installation Blower Kit (5192754) - See M6-5-60.21	26095



Parts List

M6-5-60.29

Water Pump Cover



REF.	PART NO.	QTY.	DESCRIPTION	FSCM No.
1		1	Gasket, Water Pump Cover - See M6-5-60.28	26095
2	5179386	1	Cover, Water Pump	26095
3	120380	4	Lockwasher, 1/4"	26095
4	5102258	4	Bolts, 1/4" -20 X 3/4"	26095
5	111612	2	Clamp, 1-3/8"	26095
6	5118149	1	Hose, Water By-Pass Tube Connecting	26095
7	179816	2	Bolt, 5/16" -18 X 3/4"	26095
8	103320	2	Lockwasher, 5/16"	26095
9	5150364	1	Cover, Water By-Pass Tube	26095
10	5153902	1	Gasket, Water By-Pass Tube Cover	26095
11	5156770*	1	Seal, Water Pump Inlet	26095
12	5188036*	1	Clamp, Water Pump Inlet Seal	26095
		AR	Part Of Installation Blower Kit (5192754) - See M6-5-60.21	26095

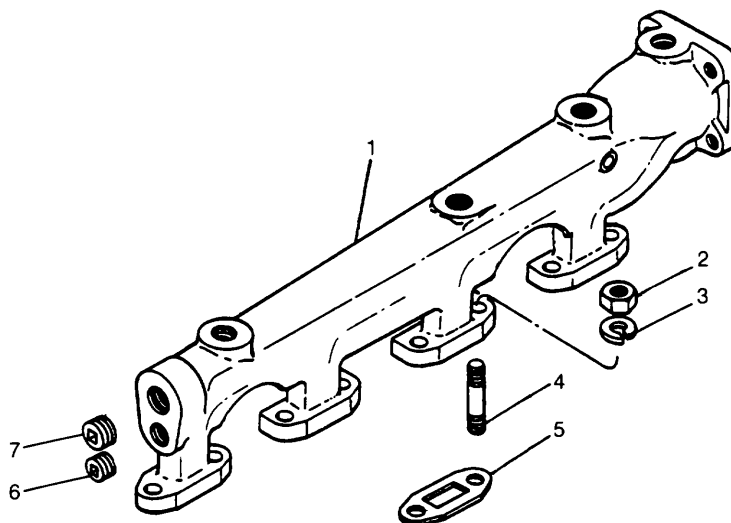
M6-5-60.29(1 of 1)

Parts List

M6-5-60.30

Water Outlet Manifold

--

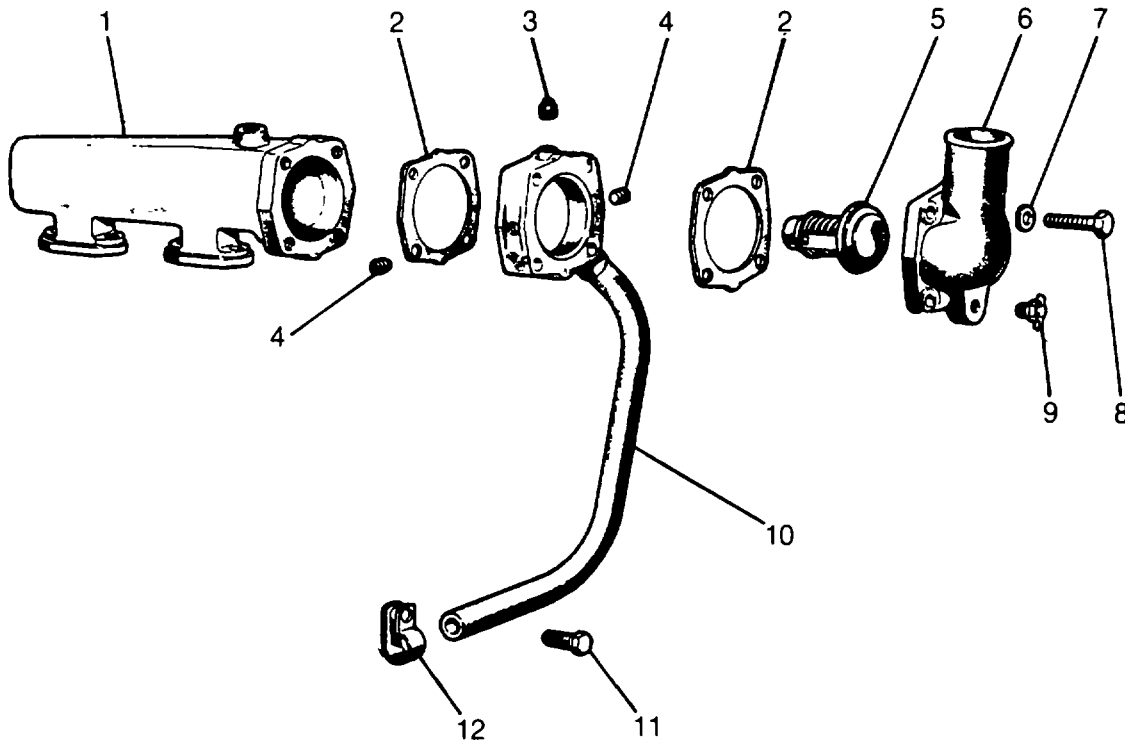


REF.	PART NO.	QTY.	DESCRIPTION	FSCM No.
1	5101772	1	Manifold, Water Outlet	26095
2	117049	12	Nut, 3/8 -24 Hex	26095
3	103321	12	Lockwasher, 3/8"	26095
4	5150362	8	Stud, 3/8" -16-24 X 1-11/16"	26095
5	5150361*	6	Gasket, Water Outlet Manifold	26095
6	5142549	1	Plug, 3/4" Pipe	26095
7	5115214	5	Plug, 1/2" Pipe	26095
			Following Items Are Not Shown	
	5117344	2	Cover, Water Outlet Manifold Hole	26095
	5101377	4	Stud, Water Outlet Manifold Hole Cover	26095
	AR		Part Of Cylinder Head Overhaul Gasket Kit (5193118) - See M6-5-60.4	26095

Parts List

M6-5-60-31

Thermostat And Water By-Pass Tube




REF.	PART NO.	QTY.	DESCRIPTION	FSCM No.
1		1	Manifold, Water Outlet - See M6-5-60.30	26095
2	5169478*	2	Gasket, Water By-Pass Tube (Upper)	26095
3	5131182	1	Plug, 1/4" Pipe	26095
4	5145014	2	Plug, 3/8" Pipe	26095
5	5178833	1	Thermostat Assembly (173° Opening Temp)	26095
6	5186260	1	Elbow, Water Manifold Outlet	26095
7	103320	4	Lockwasher, 5/16"	26095
8	179828	4	Bolt, 5/16" -18 X 2-1/2"	26095
9	103647	1	Draincock, 1/4"	26095
10	5186211	1	Tube Assembly, Water By-Pass - See Note	26095
11	179846	1	Bolt, 3/8" -16 X 1-7/8"	26095
12	5157702	1	Clip, Water By-Pass Tube	26095
	5160425	1	Spacer	26095
		AR	Part Of Cylinder Head Overhaul Gasket Kit (5193118) - See M6-5-60.4	26095
			Note: Includes Thermostat Housing	

Parts List

M6-5-60.32

Radiator, Water Connections, And Fan Shroud



REF.	PART NO.	QTY.	DESCRIPTION	FSCM No.
1	5187231	1	Hose, Radiator Inlet	26095
2	5140952	1	Shell Assembly, Radiator	26095
	3125617	1	Radiator	26095
	186629	10	Bolt, 5/16" -18 X 1" - See Note	26095
	120393	10	Washer, 5/16" Flat - See Note	26095
	103320	10	Lockwasher - See Note	26095
	5197679	1	Cap (7# Pressure), Radiator Filler	26095
	5169383	1	Hose, Radiator Overflow	26095
3	181374	4	Bolt, 3/8" -24 X 1-1/2"	26095
	103341	4	Washer, 3/8" Flat	26095
	103321	4	Lockwasher, 3/8"	26095
	117049	4	Nut, 3/8" -24 Hex.	26095
4	5108922	1	Shroud, Fan	26095
5	5109463	1	Guard, Fan	26095
	443603	6	Bolt, 1/4" -20 X 3/4"	26095
	179816	2	Bolt, 5/16" -18 X 3/4"	26095
	120392	6	Washer, 1/4" Flat	26095
	103340	2	Washer, 5/16" Flat	26095
	120393	2	Washer, 5/16" Flat	26095
	103320	2	Lockwasher, 5/16"	26095
	103319	6	Lockwasher, 1/4"	26095
	5170058	6	Nut. 1/4" Speed	26095

## Parts List

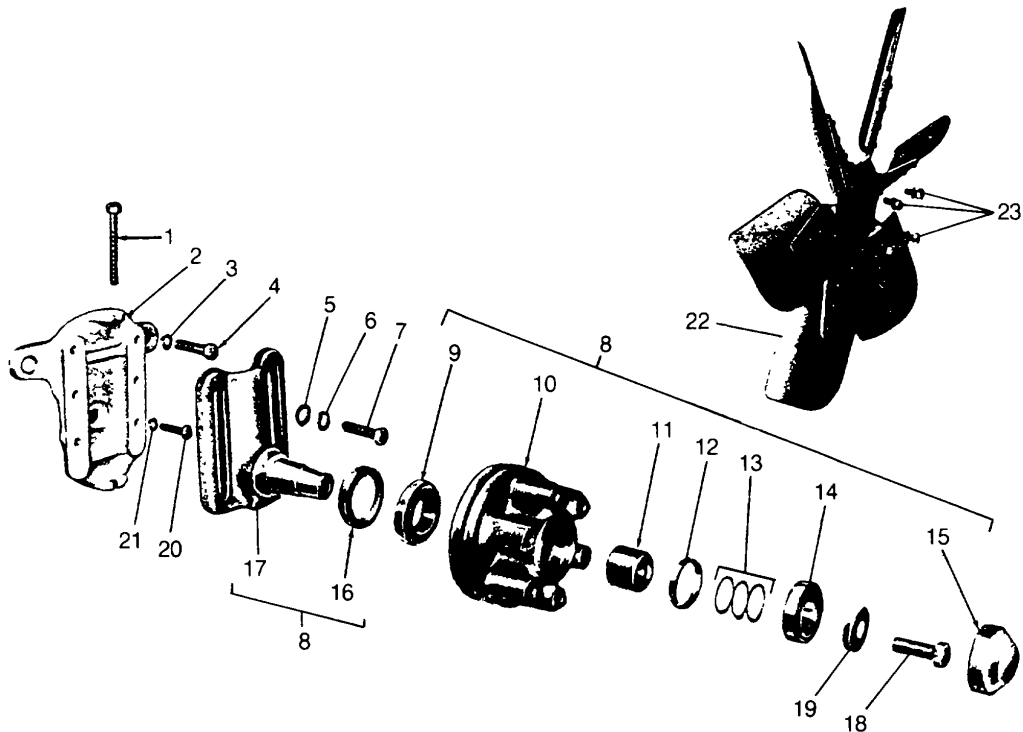
Radiator, Water Connections, And Fan Shroud - Continued				
REF.	PART NO.	QTY.	DESCRIPTION	FSCM No.
6	5170684	1	Hose (Intermediate), Radiator Outlet	26095
7	111625	4	Clamp, Radiator Outlet Hose	26095
8	5199776	2	Hose, Radiator Outlet	26095
9	5188383	1	Connection, Oil Cooler Water Inlet	26095
	5163760	1	Gasket, Oil Cooler Water Inlet Connection	26095
	103321	2	Lockwasher, 7/16"	26095
	179860	2	Bolt, 7/16" -14 X 1-1/4"	26095
10	111622	2	Clamp, Radiator Inlet Hose Note: Used To Connect Radiator To The Radiator Shell Assembly	26095

M6-5-60.32(2 of 2)

Parts List

M6-5-60.33

Fan



REF.	PART NO.	QTY.	DESCRIPTION	FSCM No.
1	5108434	1	Bolt, 5/16" -18 X 5" Fan Bracket Adjusting	26095
	5109642	1	Bolt, 5/16" -18 X 7" Fan Bracket Adjusting	26095
	120393	1	Washer, 5/16" Flat	26095
2	5100202	1	Support, Fan Mounting	26095
	5164789	2	Spacer	26095
3	5150230	2	Washer, 3/8" Flat	26095
4	186288	2	Bolt, 3/8" -16 X 4-1/2"	26095
5	5108436	4	Washer, 7/16" Flat	26095
6	103322	4	Lockwasher, 7/16"	26095
7	427564	4	Bolt, 7/16" -14 X 1-3/8"	26095
8	5100984	1	Pulley And Hub Assembly	26095
9	7450630	1	Bearing (Rear), Fan Shaft	26095
10	5101000	1	Pulley (Hub), Fan	26095
	5100916	1	Cap	26095
	455322	1	Bolt	26095
	191758	1	Fitting	26095
11	5131122	1	Spacer	26095
12	5131095	1	Retainer, Grease	26095
13	5131124	AR	Shim (.015")	26095
	5131125	AR	Shim (.020")	26095
	5131126	AR	Shim (.025")	26095
14	7451080	1	Bearing (Front). Fan Shaft	26095

## Parts List

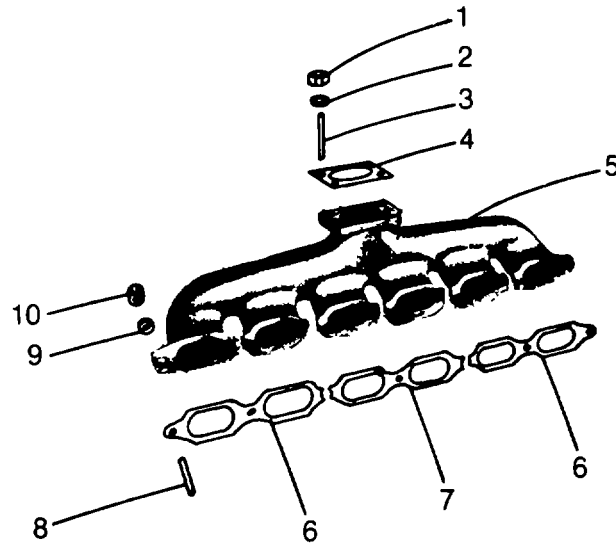
Fan - Continued				
REF.	PART NO.	QTY.	DESCRIPTION	FSCM No.
15	5144798	1	Cap, Fan Hub	26095
	5144797	2	Spacer	26095
	5144796	1	Spacer	26095
16	5108219	1	Seal, Fan Shaft	26095
17	5100201	1	Shaft (Includes Bracket), Fan	26095
18	9409060	1	Bolt, Fan Shaft Bearing, 1/2" -20 X 1-1/2" Lock	26095
19	5131123	1	Washer	26095
20	186725	1	Bolt, 1/2" -13 X 1-1/2"	26095
	186646	2	Bolt, 1/2" -13 X 1-3/4"	26095
	5109949	AR	Washer, Flat	26095
21	103323	3	Lockwasher, 1/2"	26095
22	5171229	1	Blade, Fan	26095
23	186643	6	Bolt, 5/16" -18 X 2-1/16"	26095
	103320	6	Lockwasher, 5/16"	26095

M6-5-60.33(2 of 2)

Parts List

M6-5-60.34

Exhaust Manifold And Connections



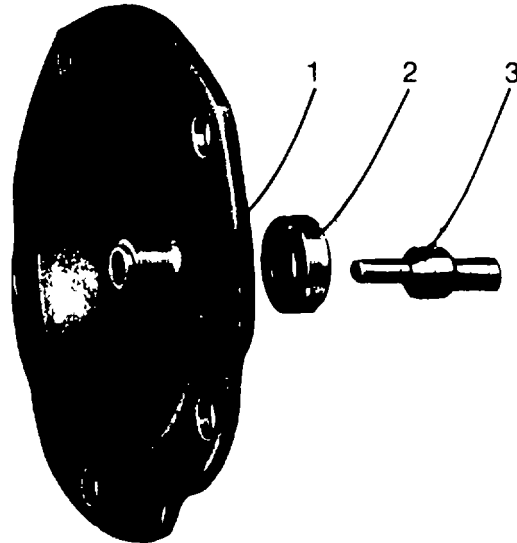
REF.	PART NO.	QTY.	DESCRIPTION	FSCM No.
1	122013	4	Nut, 1/2" -20 Hex. Brass	26095
2	103323	4	Lockwasher, 1/2"	26095
3	5162793	4	Stud, (1/2" X 1.76"), Exhaust Outlet	26095
4	5108989	1	Gasket, Exhaust Outlet	26095
5	5108950	1	Manifold, Exhaust	26095
	113175	1	Plug, 1/8" Brass Pipe	26095
6	5150195*	2	Gasket (End), Exhaust Manifold	26095
	5120224*	2	Gasket (End)(Metal Clad), Exhaust Manifold	26095
7	5150196*	1	Gasket (Intermediate), Exhaust Manifold	26095
	5120223*	AR	Gasket (Intermediate) (Metal Clad), Exhaust Manifold	26095
8	5112899	7	Stud, Exhaust Manifold	26095
9	5102735	2	Crab Washer	26095
	5188273	5	Washer	26095
10	127855	7	Nut, 7/16" -20 Hex	26095
*		AR	Part Of Cylinder Head Gasket Kit (5193118) - See M6-5-60.4	26095



Parts List

M6-5-60.35

Tachometer Drive

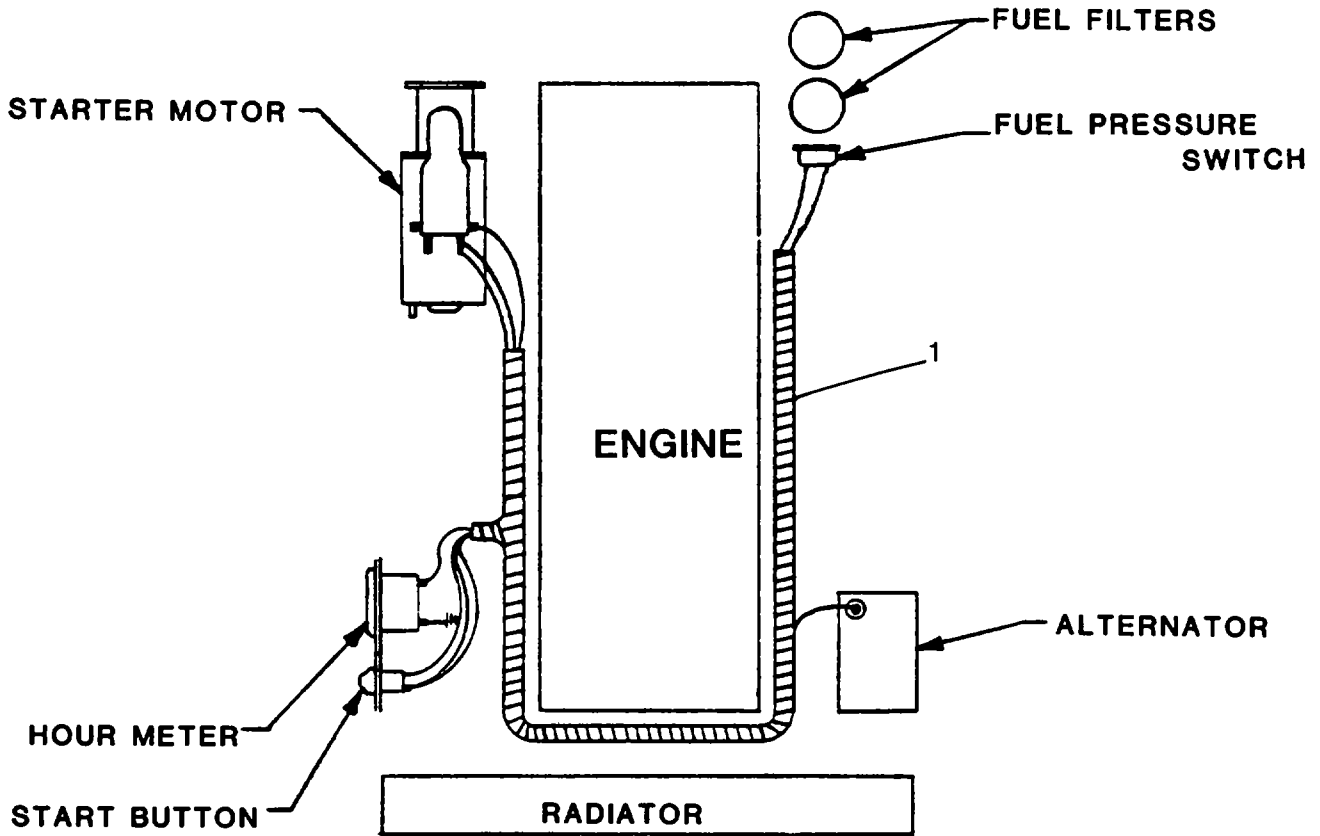


REF.	PART NO.	QTY.	DESCRIPTION	FSCM No.
1	179882	4	Bolt, 1/2" -13 X 1-1/8"	26095
	100146	1	Bolt, 7/16" -14 X 1"	26095
	5132715	2	Washer	26095
	5125153	1	Cover Assembly, Tachometer Drive	26095
	3202615	1	Seal, Tachometer Drive Cover	26095
2	3224992	1	Shaft, Tachometer Drive	26095
	849330	1	Cap	26095
3	2071181	1	Washer, 7/16"	26095

Parts List

M6-5-60.36

Wiring Harness

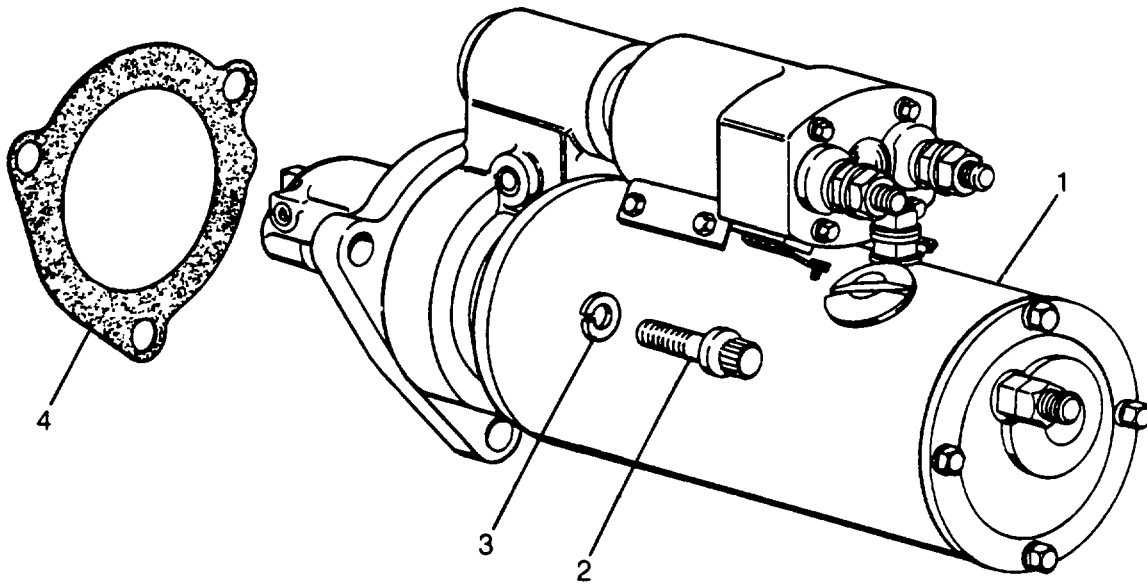


REF.	PART NO.	QTY.	DESCRIPTION	FSCM No.
1	5175004	1	Harness, Engine Wiring	26095
	5100108	AR	Fuse, Engine Wiring Harness 60 Amp	26095
	3223197	AR	Clip, Wiring Harness	26095
	122223	1	Bolt, 7/16" -14 X 5/8"	26095
	103322	1	Lockwasher, 7/16"	26095
	5182722	1	Strap, Engine To Base Ground	26095
	181429	1	Bolt, 1/2" -20 X 1-1/4"	26095
	178627	AR	Lockwasher, 5/8", External Tooth	26095
	178591	1	Lockwasher, 1/2", External Tooth	26095
	103323	1	Lockwasher, 1/2"	26095
	117051	1	Nut, 1/2" -20 Hex	26095

Parts List

M6-5-60.37

Starting Motor

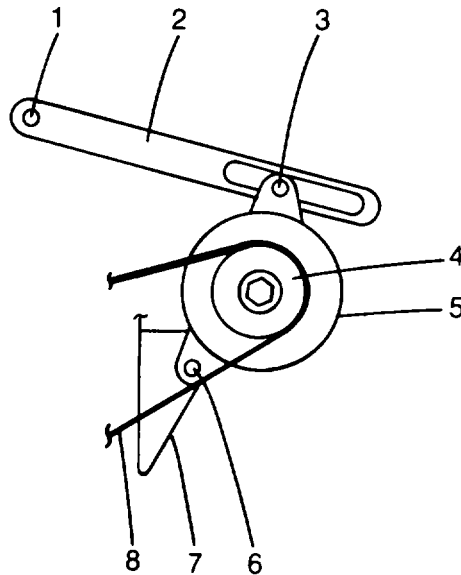


REF.	PART NO.	QTY.	DESCRIPTION	FSCM No.
1	1114081	1	Motor Assembly, Starting	26095
2	9418228	1	Bolt, 5/8" -11 X 1-3/4" (12 Point)	26095
	223435	2	Bolt, 5/8" -11 X 1-3/4"	26095
3	103325	3	Lockwasher, 5/8"	26095
4	5130995	1	Gasket, Starting Motor	26095

Parts List

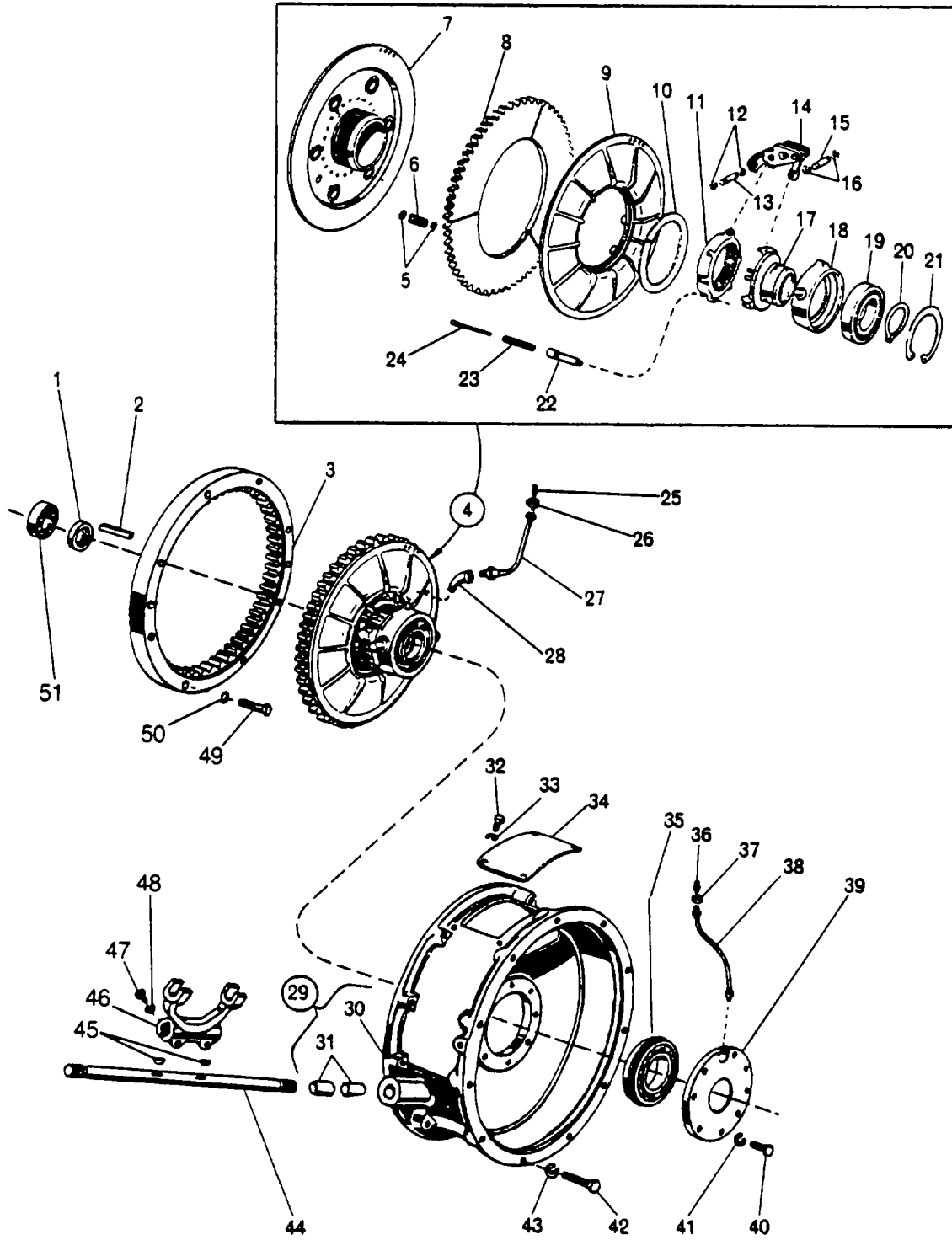
M6-5-60.38

Battery Charging Generator



REF.	PART NO.	QTY.	DESCRIPTION	FSCM No.
1	186278	1	Bolt, 3/8" -16 X 2-5/8"	26095
	103321	1	Lockwasher, 3/8"	26095
	5103096	1	Spacer	26095
2	5102964	1	Strap, Generator Mounting	26095
3	442733	1	Bolt, 1/2" -13 X 1-1/4"	26095
	103323	1	Lockwasher, 1/2"	26095
	5117082	1	Washer	26095
	5136448	1	Pulley, Generator	26095
5	1117641	1	Generator, Battery Charging	26095
6	9427945	1	Bolt, 1/2" -13 X 6-1/4"	26095
	103323	1	Lockwasher, 1/2"	26095
	5132715	2	Washer	26095
	102637	1	Nut, 1/2" -13	26095
7	5100672	1	Bracket, Generator	26095
	193221	2	Bolt, 7/16" -14 X 1-1/4" (To Front Cover)	26095
	179867	1	Bolt, 7/16" -14 X 2-1/4" (To Block)	26095
	103322	3	Lockwasher, 7/16"	26095
	5141767	1	Shim (.031")	26095
	5141768	1	Shim (.010")	26095
8	5133519	1	Belt	26095

Torque Converter - Manual Overcenter Input Disconnect Clutch



Parts List

R1183

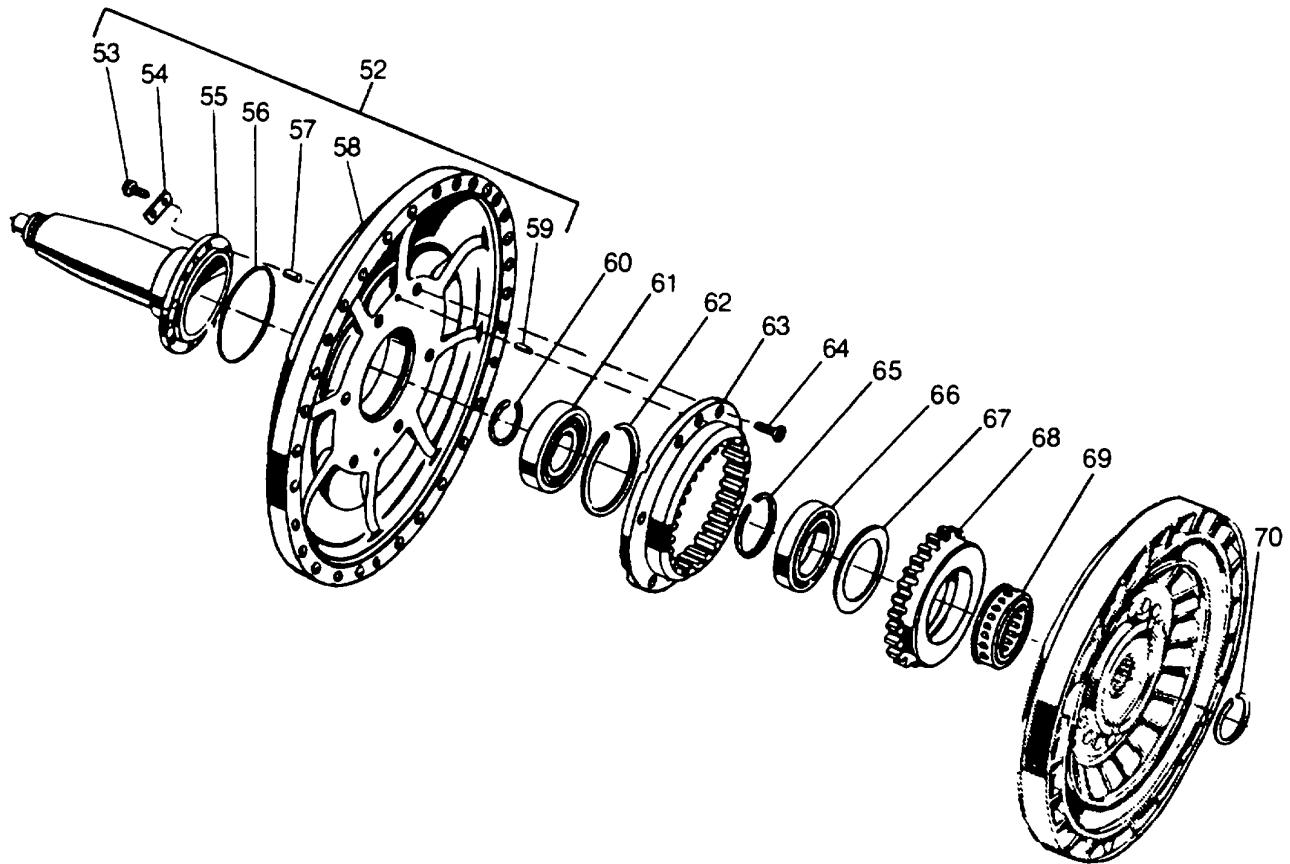
Torque Converter - Manual Overcenter Input Disconnect Clutch - Continued				
REF.	PART NO.	QTY.	DESCRIPTION	FSCM No.
	6778507	1	Converter Assembly, Torque With Following Parts	
1	6772611	1	Nut	26095
2	6769080	1	Key	26095
3	5123897	1	Ring, 15" Clutch Driving	26095
4	6772609	1	Clutch Assembly	26095
5	6771375	8	Washer, Insulating	26095
6	6775097	4	Spring, Separating	26095
6	6775110	1	Hub Plate	26095
8	6771389	1	Disc Set, Driving Clutch (Matched Set of Three)	26095
9	6775111	1	Plate, Front	26095
10	6775106	1	Ring, Thrust	26095
11	6775107	1	Collar, Adjusting	26095
12	6771407	10	Ring, Snap	26095
13	6771376	5	Pin, Toggle Strap	26095
14	6775061	1	Toggle Assembly Set (Set of Five)	26095
15	6771382	5	Pin, Toggle Liner	26095
16	6771407	10	Ring, Snap	26095
17	6775108	1	Sleeve, Shift	26095
18	6775109	1	Collar Shift	26095
19	907590	1	Bearing, Single Roll Ball	26095
20	9413412	1	Ring, Shift Sleeve External Snap	26095
21	9425517	1	Ring, Shift Collar Internal Snap	26095
22	6775099	1	Sleeve, Lock Pin	26095
23	6775093	1	Spring, Lock	26095
24	6775100	1	Pin, Lock	26095
25	191758	1	Fitting, Grease (Type C)	26095
26	114498	1	Nut, 5/8" -18 Hex. Jam	26095
27	5193064	1	Tube, Bearing Lube	26095
28	106649	1	Elbow, 400 Street	26095
29	6775556	1	Housing Assembly, Disc Clutch	26095
30	6768826	1	Housing, Disc Clutch	26095
31	6775555	4	Bushing	26095
32	179812	4	Bolt, 5/16" -18 X 1/2"	26095
33	103320	4	Lockwasher, 5/16"	26095
34	6759863	1	Cover	26095
35	907535	1	Bearing, Single Row Ball	26095
36	191758	1	Fitting, Grease (Type C)	26095
37	114498	1	Nut, 5/8" -18 Hex. Jam	26095
38	6771943	1	Tube, Bearing Lube	26095
39	6768820	1	Retainer, Bearing	26095
40	179841	8	Bolt, 3/8" -16 X 1-1/4" Hex	26095
41	103321	8	Lockwasher, 3/8"	26095
42	179867	11	Bolt	26095
43	103322	11	Lockwasher, 7/16"	26095
44	6759859	1	Shaft, Clutch Shifter	26095
			Master Clutch Control - See Keysheet 6-17-	26095
45	124556	2	Key	26095
46	6768822	1	Yoke, Clutch Shifter	26095
47	181400	2	Bolt, 7/16" -20 X 1-1/2"	26095
48	103322	2	Lockwasher, 7/16"	26095
49	186631	8	Bolt, 1/2" -13 X 2-1/4"	26095
50	103323	8	Lockwasher, 1/2"	26095
51		1	Bearing, Clutch Pilot - See M6-5-60.8	26095

Parts List

R1183

M6-5-60.39

Torque Converter - Flex Disc And Flywheel

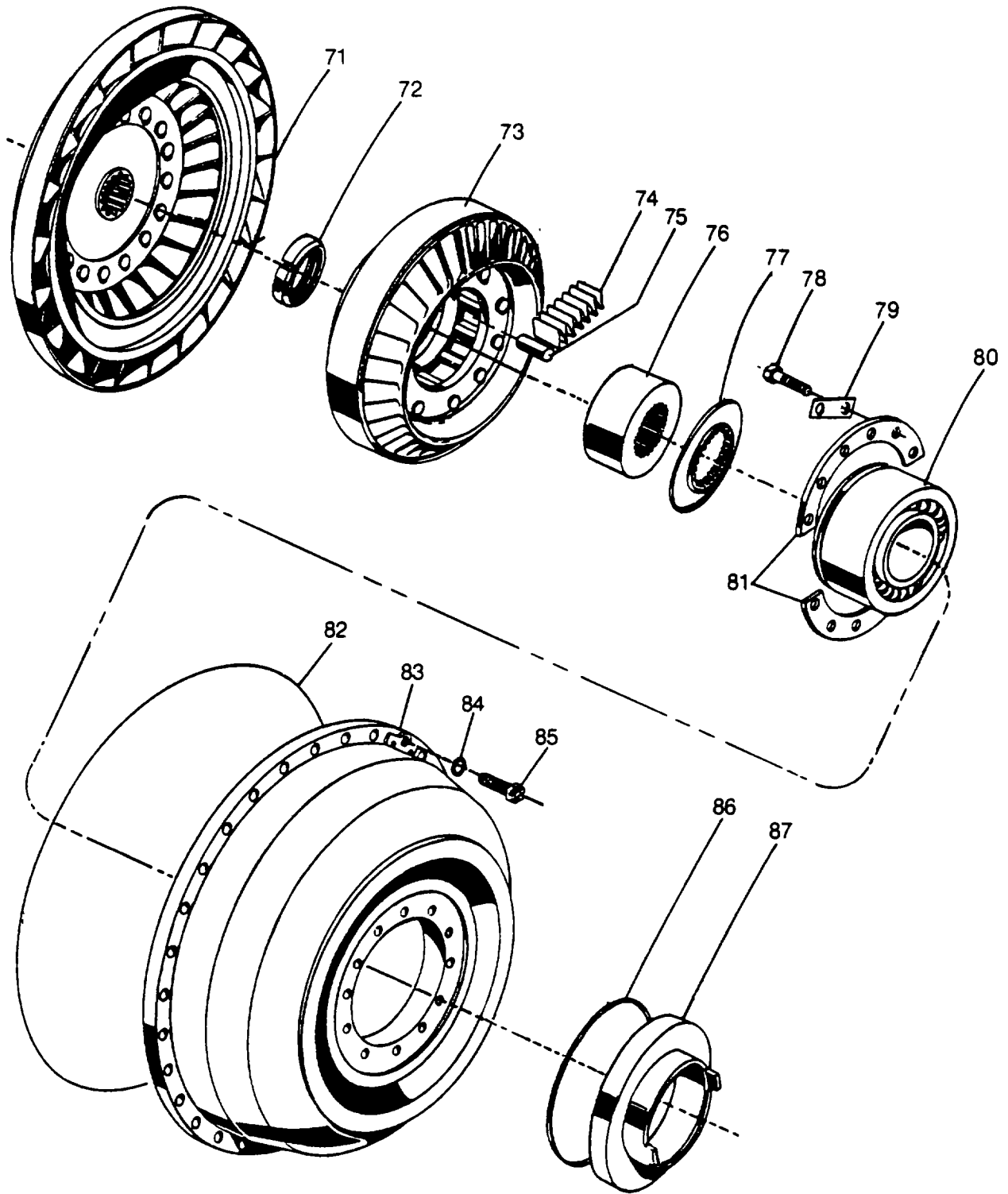


REF.	PART NO.	QTY.	DESCRIPTION	FSCM No.
52	6772613	1	Housing Assembly, Converter Drive	26095
53	455072	8	Bolt, 9/16" -18 X 1-3/8" Hex	26095
54	6768688	4	Lockstrip	26095
55	6772612	1	Shaft - See Note	26095
56	6831424	1	Ring, Seal	26095
57	6769079	4	Pin, Dowel - See Note	26095
58	6772220	1	Housing, Converter Drive - See Note	26095
59	443767	2	Pin, Dowel - See Note	26095
60	6838403	1	Ring, Snap	26095
61	127909	1	Bearing, Assembly, Roller	26095
62	6774184	1	Ring, Snap	26095
63	6774285	1	Hub, Drive	26095
64	9409131	6	Bolt, Self Locking, 3/8" -24 X 3/4" Hex	26095
65	6750259	1	Ring, Snap	26095
66	903013	1	Bearing	26095
67	6772303	1	Retainer, Sprag	26095
68	6772305	1	Race, Outer Sprag	26095
69	6772299	1	Sprag Assembly	26095
70	6772302	1	Ring, Snap	26095

Parts List

R1183

Torque Converter





## Parts List

R1183

M6-5-60.39

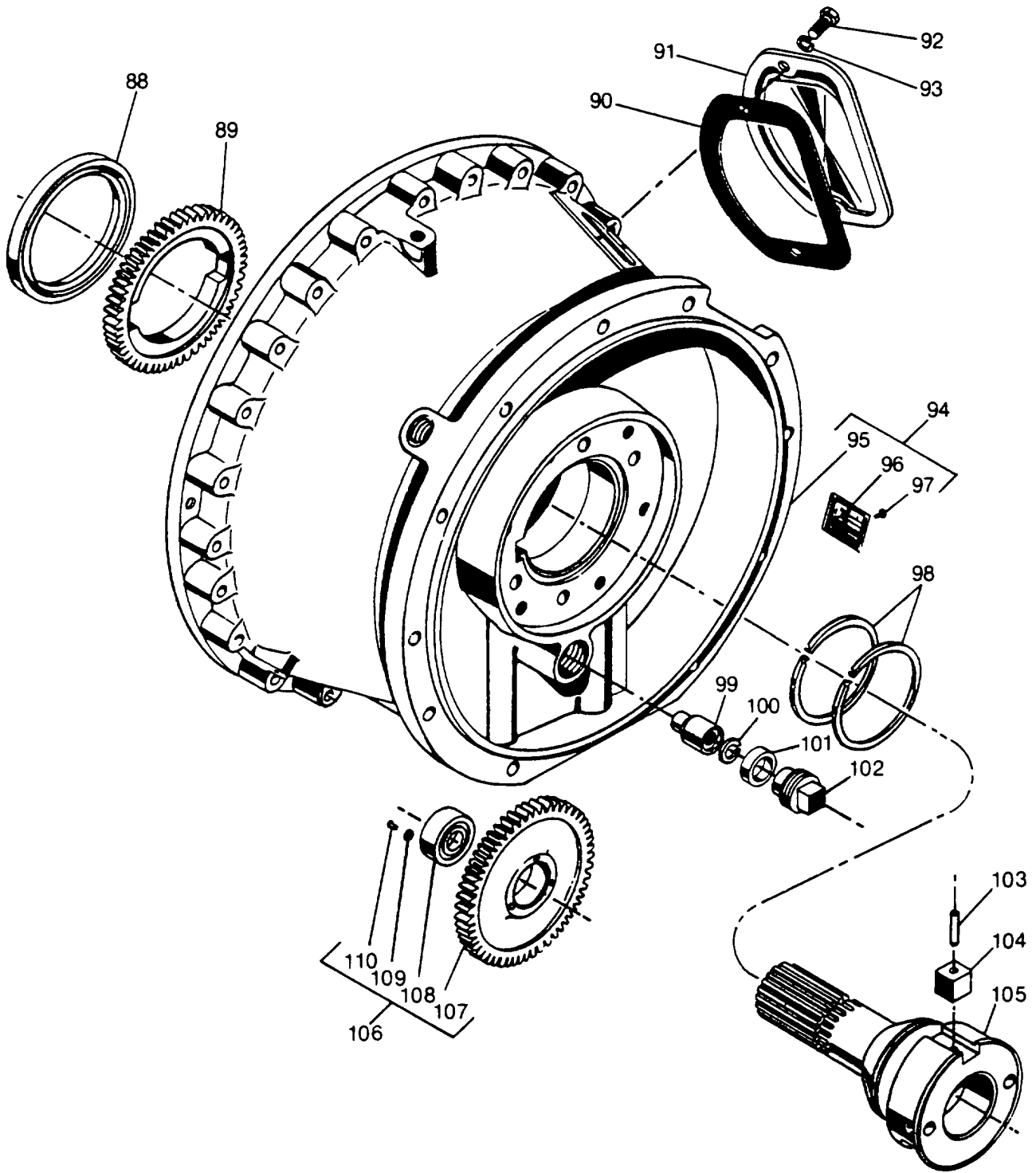
Torque Converter - Continued				
REF.	PART NO.	QTY.	DESCRIPTION	FSCM No.
71	6772219	1	Turbine Assembly - Torque Converter	26095
72	6756322	1	Nut	26095
73	6772223	1	Stator	26095
74	6775852	10	Spring, Freewheel Roller	26095
75	6837976	10	Roller, Freewheel	26095
76	6772197	1	Race, Freewheel Roller, Inner	26095
77	6772199	1	Plate, Stator Backing	26095
78	181365	12	Bolt, 3/8" -24 X 1-1/8" Hex.	26095
79	6756570	6	Strip, Locking	26095
80	907272	1	Bearing, Converter Pump Double Row Ball	26095
81	6756574	1	Retainer, Converter Pump Bearing	26095
82	6880389	1	Ring, Converter Pump Seal	26095
83	6772227	1	Pump, Torque Converter	26095
84	6830003	30	Washer	26095
85	940937	30	Bolt, Self Locking 3/8" -24 X 1-1/4" Hex.	26095
86	6775643	1	Ring, Seal	26095
87	6756764	1	Hub, Converter Pump	26095

M6-5-60.39(5 of 11)

Parts List

R1183

Torque Converter - Housing



## Parts List

R1183

M6-5-60.39

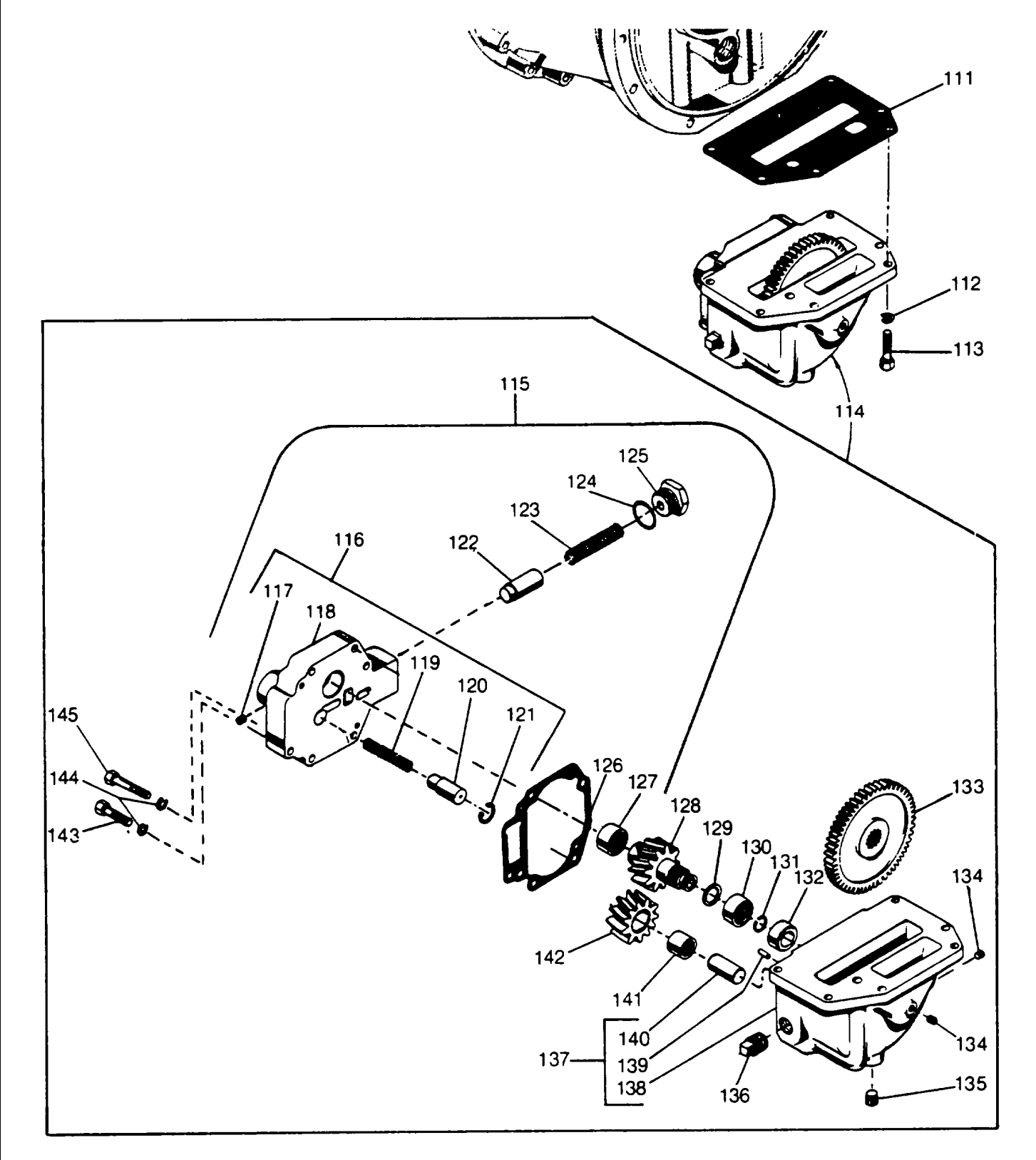
Torque Converter - Housing - Continued				
REF.	PART NO.	QTY.	DESCRIPTION	FSCM No.
88	6768481	1	Seal, Converter Oil	26095
89	6751502	1	Gear, Pump Drive	26095
90	6750186	1	Gasket, Converter Housing Cover	26095
91	6703138	1	Cover, Converter Housing	26095
92	179837	2	Bolt, 3/8" -16 X 3/4" Hex.	26095
93	103321	2	Lockwasher, 3/8"	26095
94	6758025	1	Housing Assembly, Converter	26095
85	6758019	1	Housing, Converter - See Note	26095
96	6838494	1	Plate, Converter Name	26095
97	145372	4	Screw, 4" X 1/4" Drive	26095
98	6759413	2	Ring, Converter Ground Sleeve Hook Type Seal	26095
99	6752423	1	Shaft, Pump Idler Gear	26095
100	103323	1	Lockwasher, 1/2"	26095
101	6752415	1	Ring Seal 26095	
102	6752414	1	Plug, 1-1/2" -8 Square Head	26095
103	141202	1	Pin, Ground Sleeve Key Dowel	26095
104	6751377	1	Key, Converter Ground Sleeve	26095
105	6768266	1	Sleeve, Converter Ground	26095
106	6777124	1	Gear Assembly, Oil Pump Idler	26095
107	903304	1	Bearing, Single Row Ball	26095
108	6773522	1	Gear, Pump Idler - See Note	26095
109	6777103	3	Washer 26095	
110	6777105	3	Rivet, Flat Head	26095

M6-5-60.39(7 of 11)

Parts List

R1183

Torque Converter - Charging Oil Pump



Parts List

R1183

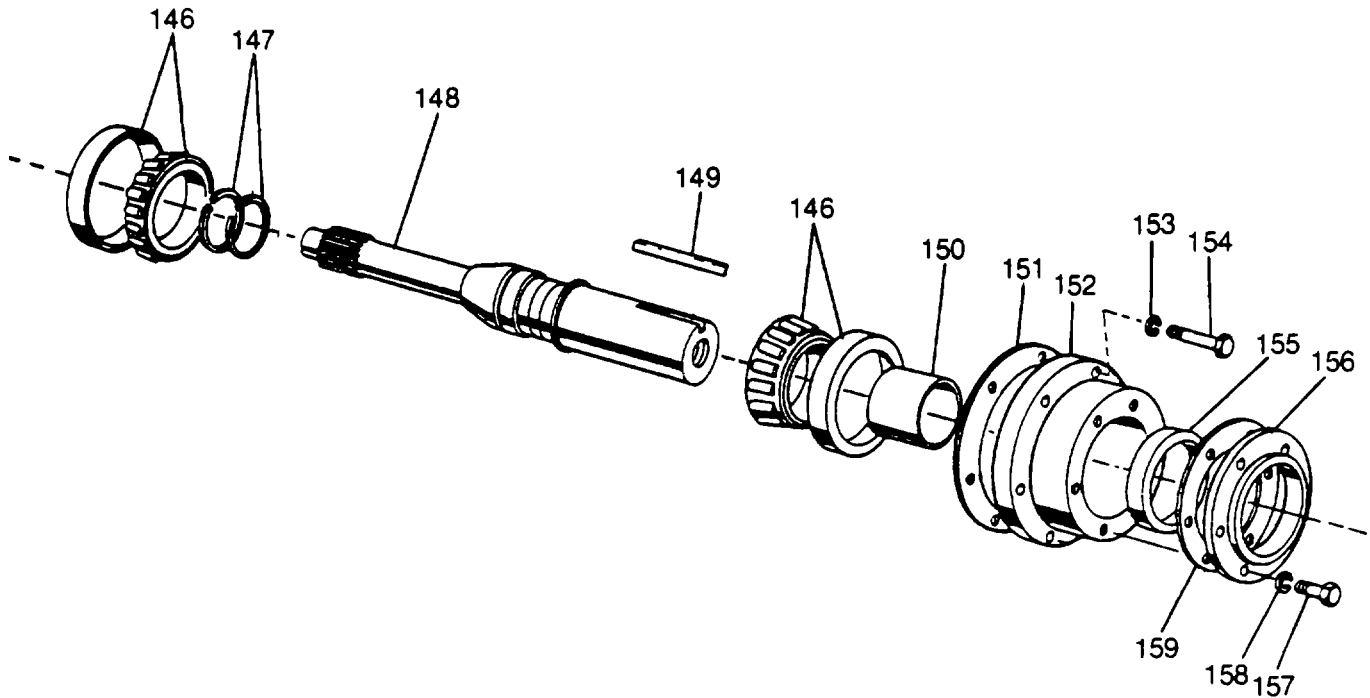
M6-5-60.39

Torque Converter - Charging Oil Pump - Continued				
REF.	PART NO.	QTY.	DESCRIPTION	FSCM No.
111	6751733	1	Gasket, Charging Oil Pump	26095
112	103321	6	Lockwasher, 3/8"	26095
113	179842	6	Bolt, 3/8" -16 X 1-3/8" Hex.	26095
114	6759444	1	Pump Assembly, Charging Oil	26095
115	6771236	1	Cover Assembly, Oil Pump	26095
116	6770415	1	Cover Assembly, Pump	26095
117	9409954	1	Plug	26095
118	6770416	1	Cover, Pump - See Note	26095
119	6770417	1	Spring, Clutch Pressure Regulating	26095
120	6770418	1	Valve, Clutch Pressure Regulating	26095
121	274613	1	Ring, Pressure Regulating Valve Snap	26095
122	6756527	1	Valve, Converter Pressure Regulating	26095
123	6756484	1	Spring, Converter Pressure Regulator	26095
124	142756	1	Gasket, Plug Annular	26095
125	6751410	1	Plug, Converter Regulating Valve Hex. Head	26095
126	6759435	1	Gasket, Pump Cover	26095
127	6751382	1	Bearing, Pump Driving Shaft Gear Needle	26095
128	6759436	1	Gear, Oil Pump Driving Shaft	26095
129	6754379	1	Ring, Shaft Gear Seal	26095
130	6751382	1	Bearing, Pump Driving Shaft Gear Needle	26095
131	6839163	1	Ring, Hook Type Seal	26095
132	6759437	1	Sleeve, Shaft Gear	26095
133	6751385	1	Gear, Pump Driving	26095
134	444687	2	Plug, 1/8" Socket Head Pipe	26095
135	444660	1	Plug, 3/8" Hex. Socket Head Pipe	26095
136	444594	1	Plug, 3/4" Square Head Pipe	26095
137	6777279	1	Body Assembly, Oil Pump	26095
138	6777277	1	Body, Oil Pump - See Note	26095
139	443767	2	Dowel	26095
140	6751379	1	Shaft, Pump Driven Gear	26095
141	148416	1	Bearing, Pump Driven Gear Needle	26095
142	6751383	1	Gear, Pump Driven	26095
143	179842	4	Bolt, 3/8" -16 X 1-3/8" Hex.	26095
144	103321	7	Lockwasher, 3/8"	26095
145	179847	3	Bolt, 3/8" -16 X 2"	26095

Parts List

R1183

Torque Converter - Charging Oil Pump - Continued



REF.	PART NO.	QTY.	DESCRIPTION	FSCM No.
146	457324	2	Bearing, Roller	26095
147	6703135	2	Ring, Output Shaft Hook Type Seal	26095
148	6768470	1	Shaft, Converter Output Industrial	26095
149	6703152	1	Key, Output Shaft	26095
150	6750434	1	Sleeve, Output Shaft	26095
151	6753202	1	Gasket, Bearing Retainer	26095
152	6750505	1	Housing, Bearing	26095
153	103323	6	Lockwasher, 1/2"	26095
154	179888	6	Bolt, 1/2" -13 X 1-7/8" Hex.	26095
155	6772007	1	Seal, Output Shaft Dual Oil	26095
156	6750506	1	Retainer, Output Shaft Bearing	26095
157	179841	8	Bolt, 3/8" -16 X 1-1/4" Hex.	26095
158	103321	8	Lockwasher, 3/8"	26095
159	6750507	2	Shim, (.003")	26095
	6750546	2	Shim, (.010")	26095
	6750547	2	Shim, (.031")	26095
	6777445	1	Basic Seal And Gasket Kit	26095

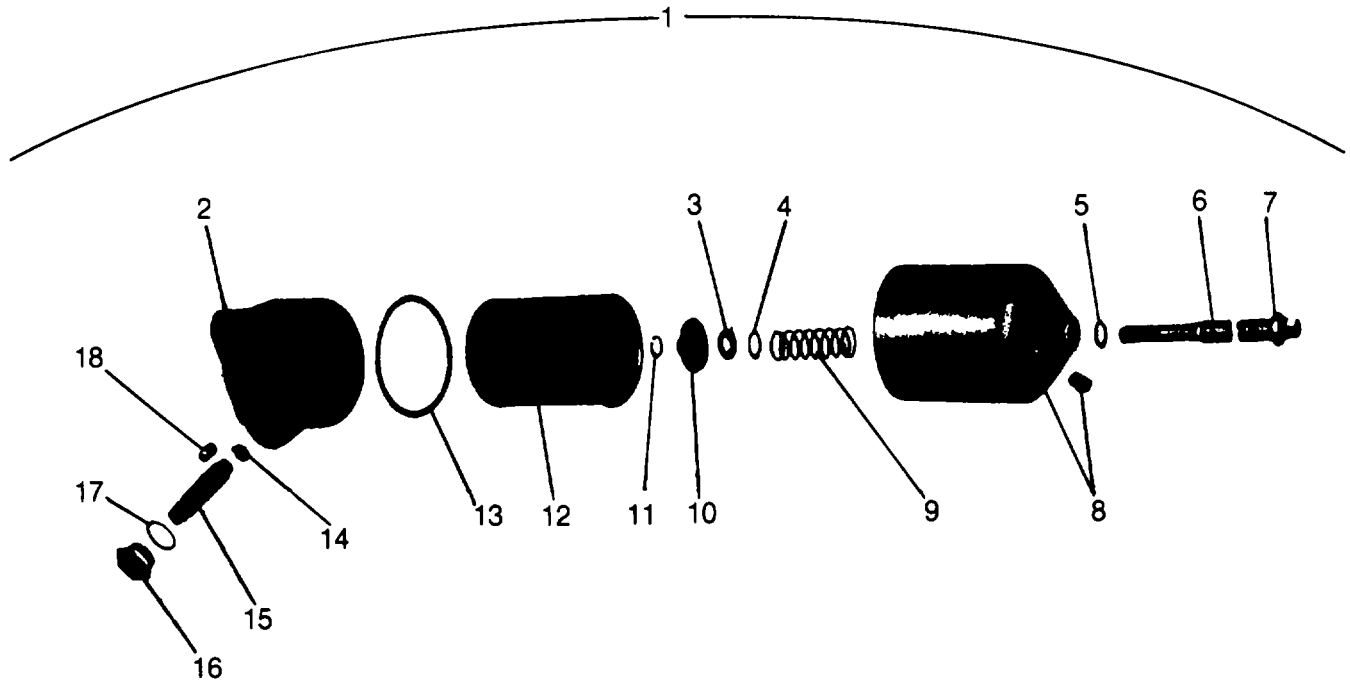
Torque Converter Lines				
REF.	PART NO.	QTY.	DESCRIPTION	FSCM No.
			<u>Torque Converter Oil Strainer</u>	
	5187327	1	Strainer Assembly	26095
	5193849	1	Element	26095
	5198351	1	Cap	26095
	144116	1	Elbow, 1" Street 450	26095
	108687	1	Elbow, 1" Street 900	26095
	5183079	2	Connector	26095
	125915	1	Bushing, 1-1/4" X 1" Reducing Pipe	26095
			<u>Torque Converter Tank To Pump</u>	
	5115752	1	Hose, Flex	26095
	111145	1	Elbow, 1-1/4" Street 450	26095
	219357	1	Nipple, 1-1/4" X 2"	26095
	5184291	1	Clip	26095
			<u>Oil Cooler To Torque Converter Tank</u>	
	5177211	1	Tube	26095
	5176525	1	Connector, 3/4" Tube Sealastic	26095
	5176526	1	Elbow, 3/4" Tube Sealastic 900	26095
	5176528	2	Seal Ring, 3/4" Tube Sealastic	26095
	5176527	2	Nut, 3/4" Tube Sealastic	26095
			<u>Oil Cooler Tank Tube Clip</u>	
	5151189	2	Clip	26095
	181361	2	Bolt, 3/8" -24 X 7/8"	26095
	103321	2	Lockwasher, 3/8"	26095
	117049	2	Nut, 3/8" -24 Hex.	26095
			<u>Torque Converter To Filter</u>	
	5121808	1	Hose, Flex	26095
	141621	1	Elbow, 3/4" Street 900	26095
	5176705	1	Elbow, 3/4" Tube 900	26095
	144613	1	Nipple, 3/4" X 1-3/8" Pipe	26095
	189775	1	Tee, 3/4" X 1/2" Reducing Pipe	26095
			<u>Filter To Oil Cooler</u>	
	5185398	1	Hose, Flex	26095
	5176705	1	Elbow, 3/4" Tube 900	26095
			<u>Torque Converter To Tank</u>	
	5185390	1	Hose, Flex 26095	
	118732	1	Connector, 1/2" Tube	26095
	120702	1	Elbow, 3/8" Street 450	26095
	5151189	2	Clip	26095
	5181415	1	Clip	26095
	181361	1	Bolt, 3/8" -24 X 7/8"	26095
	103321	1	Lockwasher	26095
	117049	2	Nut, 3/8" -24	26095
			Note: Items Serviced As Part Of The Assembly - Not As A Detail Part.	

Parts List

R1183

M6-5-60.40

Torque Converter Oil Filter



REF.	PART NO.	QTY.	DESCRIPTION	FSCM No.
1	5176393	1	Filter Assembly, Converter Oil	26095
	179839	4	Bolt, 3/8" -16 X 1"	26095
	103321	4	Lockwasher, 3/8"	26095
2	5123382	1	Adaptor Oil Filter	26095
3	5187310	1	Gasket (Rubber)	26095
4	5572799	1	Gasket	26095
5	6437298	1	Gasket	26095
6	5120740	1	Stud	26095
7	124925	1	Nut, 5/8" -18 Hex. Jam	26095
8	5574004	1	Shell, Converter Oil Filter w/Plug	26095
	5573162	1	Decal	26095
9	5187308	1	Spring	26095
10	5187309	1	Retainer, Spring	26095
11	5154538	1	Washer	26095
12	5573014	1	Element (AC Type PF-132), Oil Filter	26095
13	5571024	1	Gasket	26095
14	5133431	1	Valve, Oil Filter By-pass	26095
15	5133594	1	Spring, By-pass Valve	26095
16	5126686	1	Plug, By-pass Valve	26095
17	5575086	1	Gasket, By-pass Valve Plug	26095
18	5121182	2	Plug, 1/4" Allen Head Pipe	26095



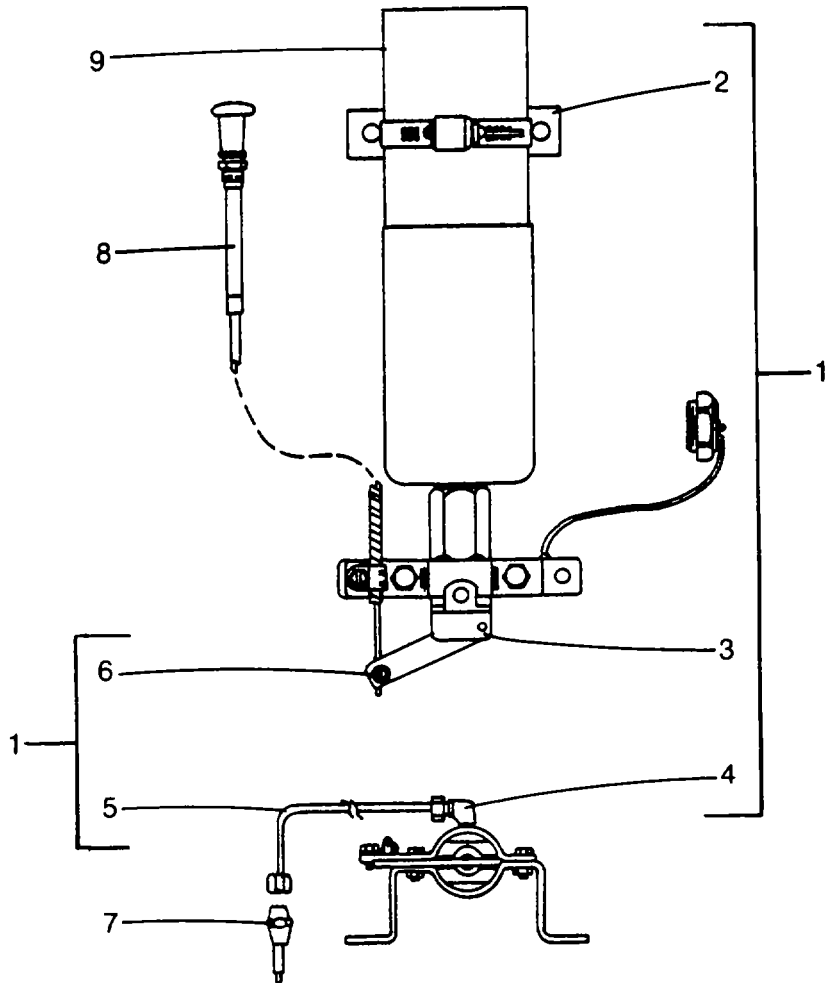
Parts List

Torque Converter Oil Filter - Continued				
REF.	PART NO.	QTY.	DESCRIPTION	FSCM No.
			<u>Torque Converter Oil Filter Mounting Bracket</u>	
	5127767	1	Bracket	26095
	181433	2	Bolt, 1/2" -20 X 1-3/4"	26095
	103323	2	Lockwasher, 1/2"	26095
	117051	2	Nut, 1/2" -20 Hex.	26095

M6-5-60.40(2 of 2)

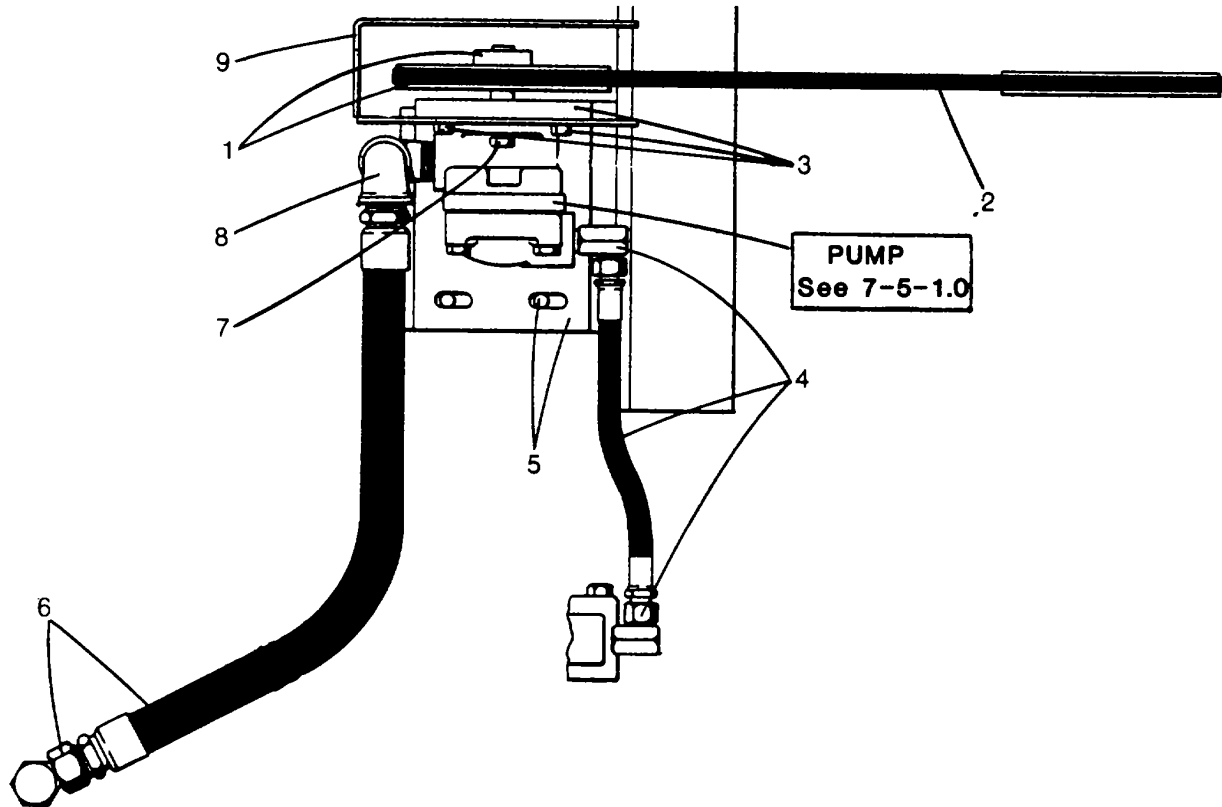
**Parts List**  
Ether Start Kit

TM 10-3950-263-14&P-3  
M6-5-60.41



REF.	PART NO.	QTY.	DESCRIPTION	FSCM No.
1	820-0270	1	Ether Start Kit	06991
2	820-2575	1	Clamp, Cylinder	06991
3	820-2400	1	Valve Assembly	06991
4	820-2532	1	Valve Fitting	06991
5	820-2540	1	Tubing	06991
6	820-2567	1	Screw, Wire Stop	06991
7	820-2966	1	Atomizer	06991
8	NL54-144	1	Cable	06991
9	820-0327	1	Cylinder, Fuel	06991

**Parts List**  
Hydraulic Pump GM6-71 One Stage

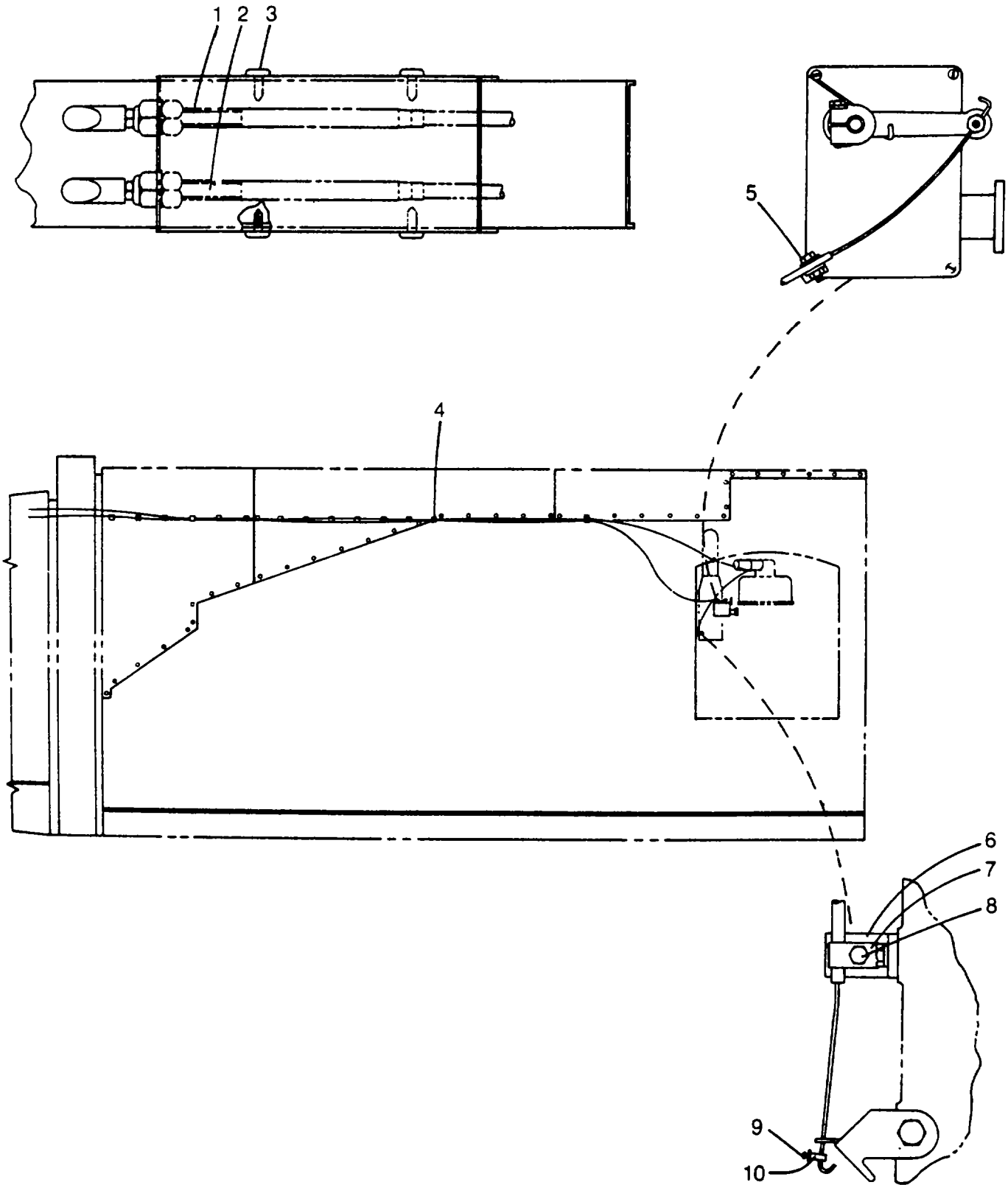


L631-B

REF.	PART NO.	QTY.	DESCRIPTION	FSCM No.
1	J1828	1	Sheave	36422
	9J1829	1	Split Tapered Bushing	36422
2	18J355	1	Belt	36422
3	18J359	1	Mount Bracket	36422
	1X5300	2	Locking Capscrew, Hex Head, UNC Class 2A-Grade 5, 3/8" X 1/2"	72968
4	JT891	1	Hose' Assembly	36422
	JC2311	2	Adapter	36422
5	18J893	1	Bracket	36422
	1X3734	4	Capscrew, Hex Head, UNC Class 2A-Grade 5, 1/2" X 2"	90483
	1X6	4	Plain Washer, Hot Rolled, Mild Steel, Zinc Plated, 1/2"	86157
	1X3808	4	Locknut, Hex Head, Low Carbon Steel, Zinc Plated, Rockwell C32, Nylon Insert, UNC-3B, 1/2"	72968
6	JM2655	1	Hose	36422
	1X2031	1	Adapter Union 900, Steel, Zinc Plated	09505
7	1X3971	2	Locking Capscrew, Hex Head, UNC Class 2A-Grade 5, 3/8" X 1"	72968
8	1X929	2	Elbow, Straight, 900 Malleable Iron	09505
9	18J361	1	Sheave Guard	36422

Parts List  
Engine Shut Down Controls

TM 10-3950-263-14&P-3  
M6-8-73.0



## Parts List

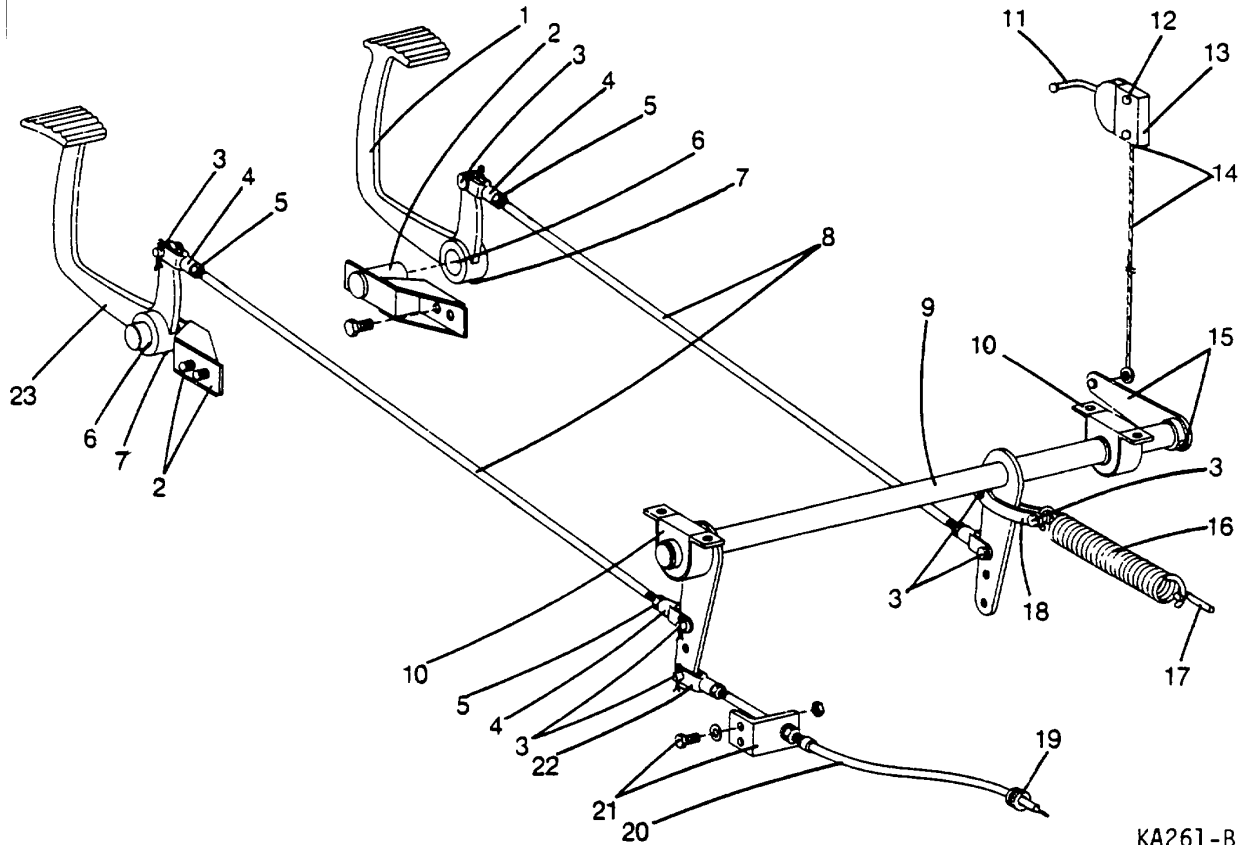
## Engine Shut Down Controls - Continued

REF.	PART NO.	QTY.	DESCRIPTION	FSCM No.
1	22J1028	1	Emergency Shut Down Control Cable (Red "T" Handle)	36422
2	22J1029	1	Engine Shut Down Control Cable (Black "T" Handle)	36422
	25J121	4	Cable Tie	36422
3	1X5313	4	Screw W/Nylon Washer, Phillips Drive Pan Head, Recessed, Type AB Thread, Quality Steel - Heat Treated, Cadium Plated, #10 X 1/2"	90483
4	1X2817	4	Insulated Clamp, Steel, 1/32" Black Neoprene Insulation, 3/8"	30966
5	1X3743	1	Capscrew, Hex Head, UNC Class 2A - Grade 5, 1/4" X 1"	90483
	1H1501	1	Cable Clamp	36422
	1H1502	1	Strip	36422
	1X5079	1	Locknut, Hexagon, Low Carbon Steel, Rockwell C32, Nylon Insert UNF-38, 1/4"	72968
6	HC2239	1	Angle	36422
7	1H2470	1	Clamp	36422
8	1X3777	1	Capscrew, Hex Head, UNC Class 2A - Grade 5, 1/4" X 1-1/4"	90483
	1X5079	1	Locknut, Hexagon, Low Carbon Steel, Rockwell C32, Nylon Insert, UNF-3B, 1/4"	72968
	1X2404	1	Plain Washer, Hot Rolled Mild Steel, Zinc Plated, 1/4"	86157
9	1X3540	1	Machine Screw, Round Head Carbon Steel, ASTM A307, Zinc Plated, #8 X 5/8"	90483
10	HC2170	1	Cable Anchor	36422

**Parts List**  
Hand And Foot Throttle

R482

TM 10-3950-263-14&P-3  
M6-8-81.0



KA261-B

REF.	PART NO.	QTY.	DESCRIPTION	FSCM No.
1	18J1537	1	Foot Pedal (Right Side)	36422
2	22J818	2	Bracket 36422	
	1X4062	4	Locking Capscrew, Hex Head, UNC Class 2A, Grade 5, 3/8" X 3/4"	72968
	1X4	4	Plain Washer, Hot Rolled Mild steel, Zinc Plated, 3/8"	86157
3	HC105	7	Pin	36422
	1X1080	7	Cotter Pin, Extended Prong, Square Cut, 1/16" X 1/2"	20859
4	HC104	4	Yoke	36422
5	1X193	4	Hexagon Jam Nut, 1/4" UNF-2B, Steel, Zinc Plated	90483
6	1X2394	4	Needle Roller Bearing Drawn Cup, AFBMA Type NIB W/Oil Hole, Rollers-High Carbon Chromium Steel, Cup-Low Carbon Steel 1" I.D. X 1-1/4" O.D. X 3/4" Lg.	80657
7	1X812	2	Grease Fitting, 1/8" - 27 Dry Seal, PTF-SAE Short	78385
8	18J1618	2	Rod	36422
9	18J1615	1	Throttle Shaft	36422
10	18J1507	2	Bearing	36422
	1X2574	4	Capscrew, Hex Head, UNC Class 2A - Grade 5, 3/8" X 1"	90483
	1X3809	4	Locknut, Hexagon, Low Carbon Steel, Zinc Plated, Rockwell C32, Nylon Insert, UNC-3B, 3/8"	72968
11	18J1533	1	Throttle Lever	36422
	12J337	1	Knob	36422
	1X4705	1	Locking Capscrew, Hex Head, UNC Class 2A-Grade 5, 1/4" X 1/2"	72968

## Parts List

R482

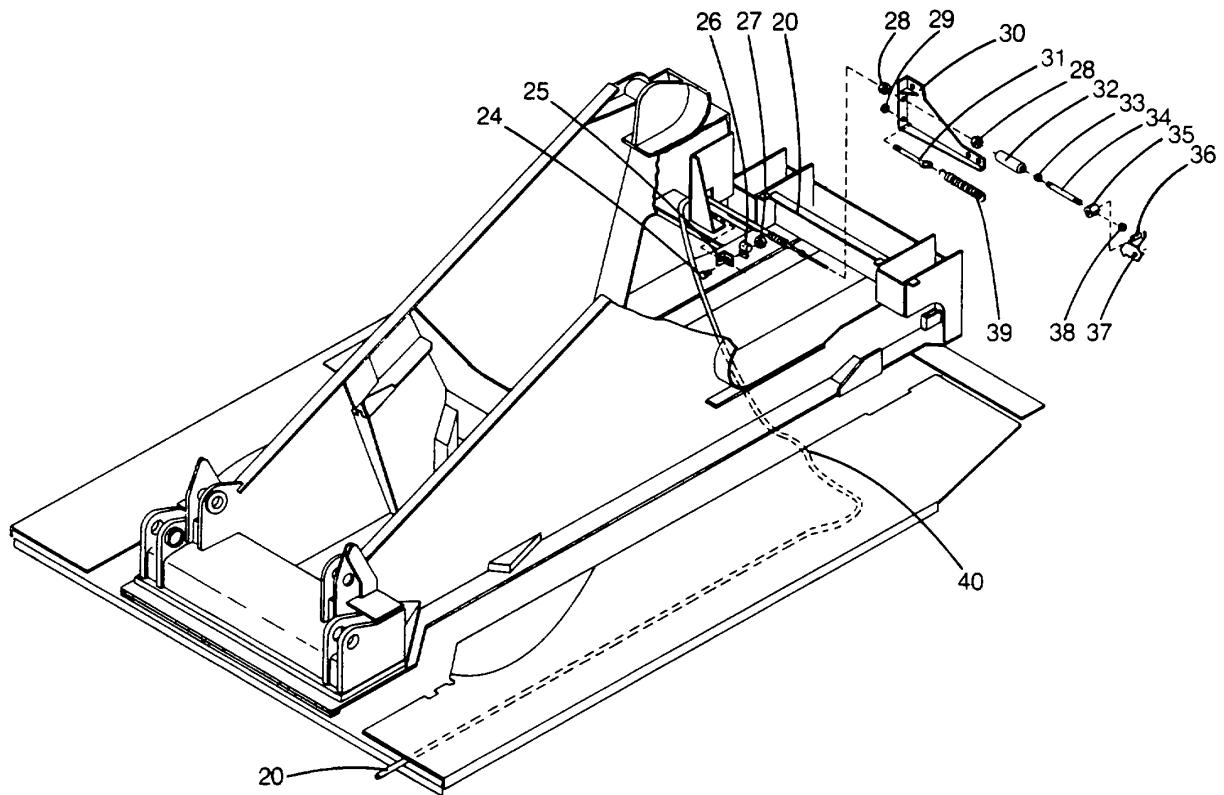
## Hand And Foot Throttle - Continued

REF.	PART NO.	QTY.	DESCRIPTION	FSCM No.
	31J389	1	Quadrastat Control	36422
	1X650	3	Machine Screw, Flat Head Carbon Steel, Zinc Plated, 1/4" X 5/8"	90483
	1X5079	3	Locknut, Hexagon, Low Carbon Steel, Zinc Plated, Rockwell 72968 C32, Nylon Insert, UNC-3B, 1/4"	
12	22J1142	2	Connector 36422	
	1X5314	2	Screw, Pan Head W/Nylon Washer, Phillips Drive Head, Corrosion Resistant Steel, Passivated, UNC-2A Threads, 1/4" X 5/8"	90483
	1M5799	2	Spacer 36422	
	1X5571	2	Machine Screw, Round Head, Carbon Steel ASTM A307, Zinc Plated, 1/4" X 1-3/4"	90483
13	22J1659	1	Cover 36422	
14	22J826	1	Cable 36422	
	22J1006	1	Connector Lever	36422
15	18J1740	1	Hand Throttle Link	36422
	1X2393	1	Roll Pin, Carbon Steel, 5/16" X 1-1/4"	09505
16	HA398	1	Spring 36422	
17	18J1559	1	Eye Bolt 36422	
	1X1912	1	Locknut, Nylon Insert, Hexagon, National UNF-3B Thread, Grade 5, Low Carbon Steel, Rockwell C32, 1/4"	72968
	1X2	1	Washer, Plain Washer, Hot Rolled Mild Steel, Zinc Plated 86157 1/4"	
18	18J1525	2	Link 36422	
19	16H24	1	Rubber Grommet	36422
20	22J1582	1	Throttle Cable	36422
21	18J1619	1	Bracket 36422	
	1X2919	2	Capscrew, Hex Head, UNC Class 2A- Grade 5, 5/16" X 1-1/4"	90483
	1X5080	2	Locknut, Hexagon, Low Carbon Steel, Zinc Plated, Rockwell C32, Nylon Insert, UNC-3B, 5/16"	72968
	1X3	2	Washer, Plain Washer, Hot Rolled Mild Steel, Zinc Plated 86157 5/16"	
22	16H501	1	Yoke 36422	
23	18J1621	1	Foot Pedal (Left Side)	36422

**Parts List**  
Hand And Foot Throttle - Continued

R482

TM 10-3950-263-14&P-3  
M6-8-81.0



KA261-B

REF.	PART NO.	QTY.	DESCRIPTION	FSCM No.
24	AC5493	1	Capscrew	36422
25	AA562	1	Bracket	36422
	1X3599	1	Capscrew, Hex Head, UNC Class 2A-Grade 5, 3/8" X 1-1/4"	90483
26	JC2280	1	Clamp	36422
27	1X5079	1	Locknut, Hexagon, Low Carbon Steel, Zinc Plated, Rockwell C32, Nylon Insert, UNC-3B, 1/4"	72968
28	1X168	2	Nut, Hexagon, UNF-2B, Carbon Steel, 7/16"(Supplied W/Cable)	90483
29	1X193	2	Jam Nut, Hexagon, UNF-2B, Steel, Zinc Plated, 1/4"	90483
30	22J1652	1	Bracket	36422
31	HC2425	1	Eye Bolt	36422
32	22J1650	1	Linkage Assembly	36422
33	1X5079	2	Locknut, Hexagon, Low Carbon Steel, Zinc Plated, Rockwell C32, Nylon Insert, UNC-3B, 1/4"	72968
34	22J1649	1	Rod	36422
35	1X5079	1	Locknut, Hexagon, Low Carbon Steel, Zinc Plated, Rockwell C32, Nylon Insert, UNC-3B, 1/4"	72968
36	28J2206	1	Pin	36422
37			Throttle Linkage, See Throttle Controls, 6-5-60.19	
38	1X5079	1	Locknut, Hexagon, Low Carbon Steel, Zinc Plated, Rockwell C32, Nylon Insert, UNC-3B, 1/4"	72968
39			Throttle Spring, See Throttle Controls 6-5-60.19	
40	JC2280	1	Clamp	36422



**Parts List**

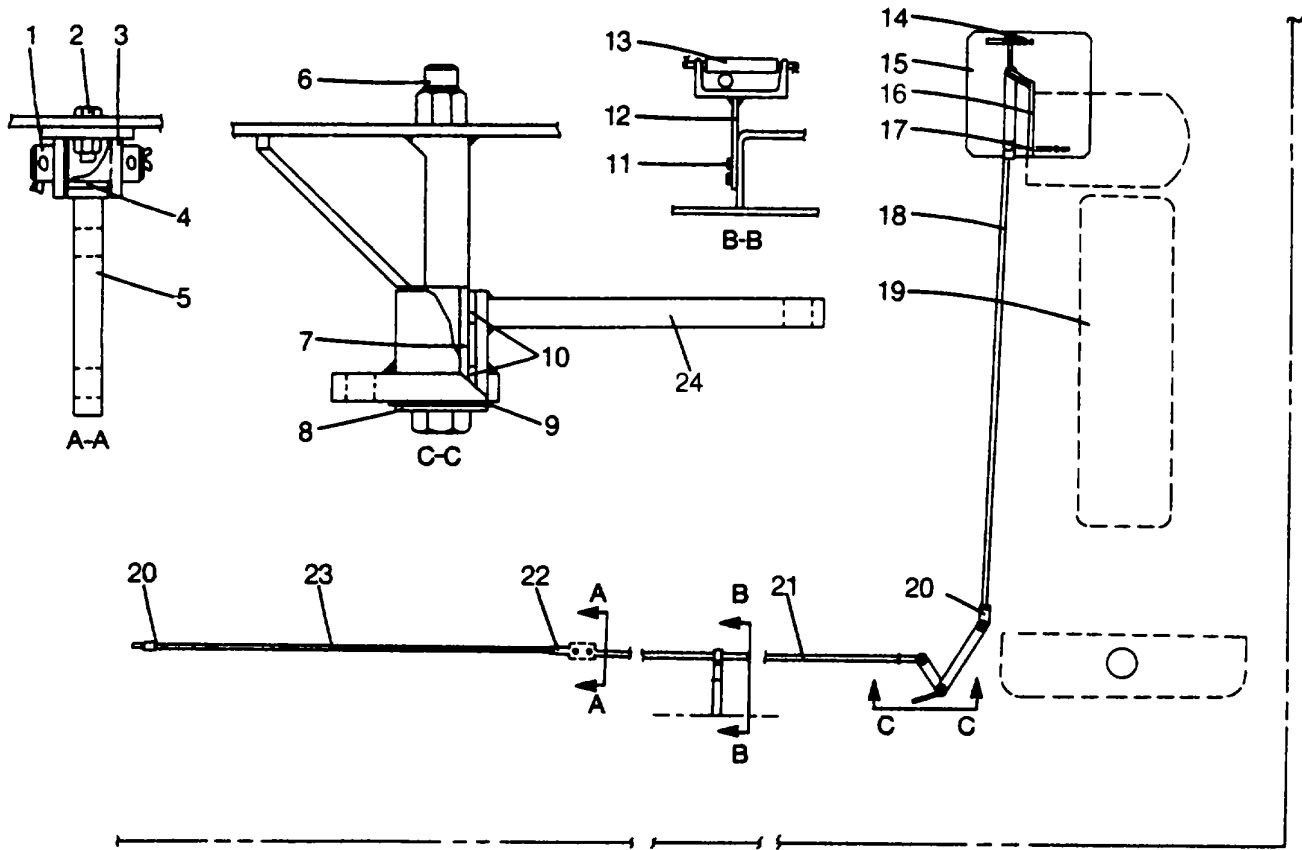
R482

Hand And Foot Throttle - Continued

REF.	PART NO.	QTY.	DESCRIPTION	FSCM No.
	1X3743	1	Capscrew, Hex Head, UNC Class 2A-Grade 5, 1/4" X 1"	90483
	1X5079	1	Locknut, Hexagon, Low Carbon Steel, Zinc Plated, Rockwell C32, Nylon Insert, UNC-3B, 1/4"	72968

M6-8-81.0 (4 Of 4 )

Parts List  
Master Clutch Control



NA351 -B

REF.	PART NO.	QTY.	DESCRIPTION	FSCM No.
1	22J902	1	Pin 36422	
	1X1305	2	Cotter Pin, Extended Prong, Square Cut, 3/16" X 1"	20859
2	1X2574	2	Capscrew, Hex Head, UNC Class 2A-Grade 5, 3/8" X 1"	90483
	1X3809	2	Locknut, Hexagon, Low Carbon Steel, UNS-3B, Rockwell C32	72968
			Nylon Insert, UNC-3B, 3/8"	
3	22J906	1	Bracket	36422
4	1X4318	1	Coiled Steel Journal Bearing, Carbon Steel W/Woven Teflon Fiber I.D. Surface .7500 Shaft Dia. X .8745" Housing Bore X 1.0000"	80657
5	22J909	1	Lever	36422
6	1X3767	1	Capscrew, Hex Head, UNC Class 2A-Grade 5, 3/4" X 7-1/2"	90483
	1X4513	1	Locknut, Hexagon, Low Carbon Steel, Zinc Plated, Rockwell C32, Nylon Insert, UNC-3B, 3/4"	72968
7	22J900	1	Spacer	36422
8	1X8	1	Plain Washer, Hot Rolled Mild Steel, Zinc Plated, 3/4"	86157
9	1X5296	1	Thrust Bearing, Metal Backed 2.250" O.D. X 1.281" I.D. X .058" TWK	80657
10	1X4453	2	Coiled Steel Journal Bearing, Carbon Steel W/Woven Teflon Fiber I.D. Surface, 1.25 Shaft Dia. X 1.4068 HSG Dia. X .75	80657
11	LX4705	2	Locking Capscrew, Hex Head, UNC Class 2A-Grade 5, 1/4" X 1/2"	72968
12	22J895	1	Hanger	36422

Parts List

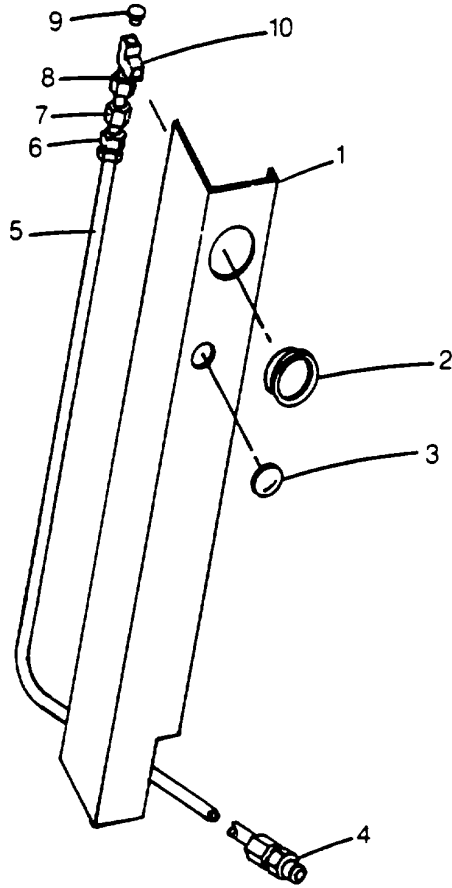
Master Clutch Control - Continued

REF.	PART NO.	QTY.	DESCRIPTION	FSCM No.
13	822013003	AR	Hose, Oil Resistant, One Or Two Plies Of Synthetic Yarn Reinforcement, 4" (10cm)	24161
	22M89	1	Pin	36422
	1X1082	2	Cotter Pin, Extended Prong, Square Cut, 3/32" X 1/2"	20859
14	1X2574	2	Capscrew, Hex Head, UNC Class 2A-Grade 5, 3/8" X 1"	90483
	1X3809	2	Locknut, Hexagon, Low Carbon Steel, UNS-3B Rockwell C32 Nylon Insert, UNC-3B, 3/8"	72968
15	18J1089	1	Cover	36422
16	18J1575	1	Lever	36422
17	1X2582	1	Capscrew, Hex Head, UNF-Class 2A-Grade 5, Zinc Plated, 5/8" X 2-1/2"	90483
	1X1647		Locknut, Nylon Insert Hexagon, National UNF-3B Thread, Grade 5, Low Carbon Steel, Rockwell C32, 5/8"	72968
18	22J903	1	Threaded Rod	36422
19		1	GM Engine, See Keysheet M6-5-60.0	
20	JC646	5	Clevis	36422
	JC22	5	Yoke Pin	36422
	1X1086	5	Cotter Pin, Extended Prong, Square Cut, 1/8" X 1"	20859
	1X198	5	Hexagon Jam Nut, 5/8" UNF-2B, Steel, Zinc Plated	
21	22J911	1	Threaded Rod	36422
22	22J910	1	Threaded Rod	36422
23	1X196	1	Hexagon Jam Nut, 1/2", UNF-2B, Steel, Zinc Plated	90483
24	22J916	1	Bell Crank	36422

**Parts List**  
Lower Control Panel

R1183

TM 10-3950-263-14&P-3  
M6-24-63.0



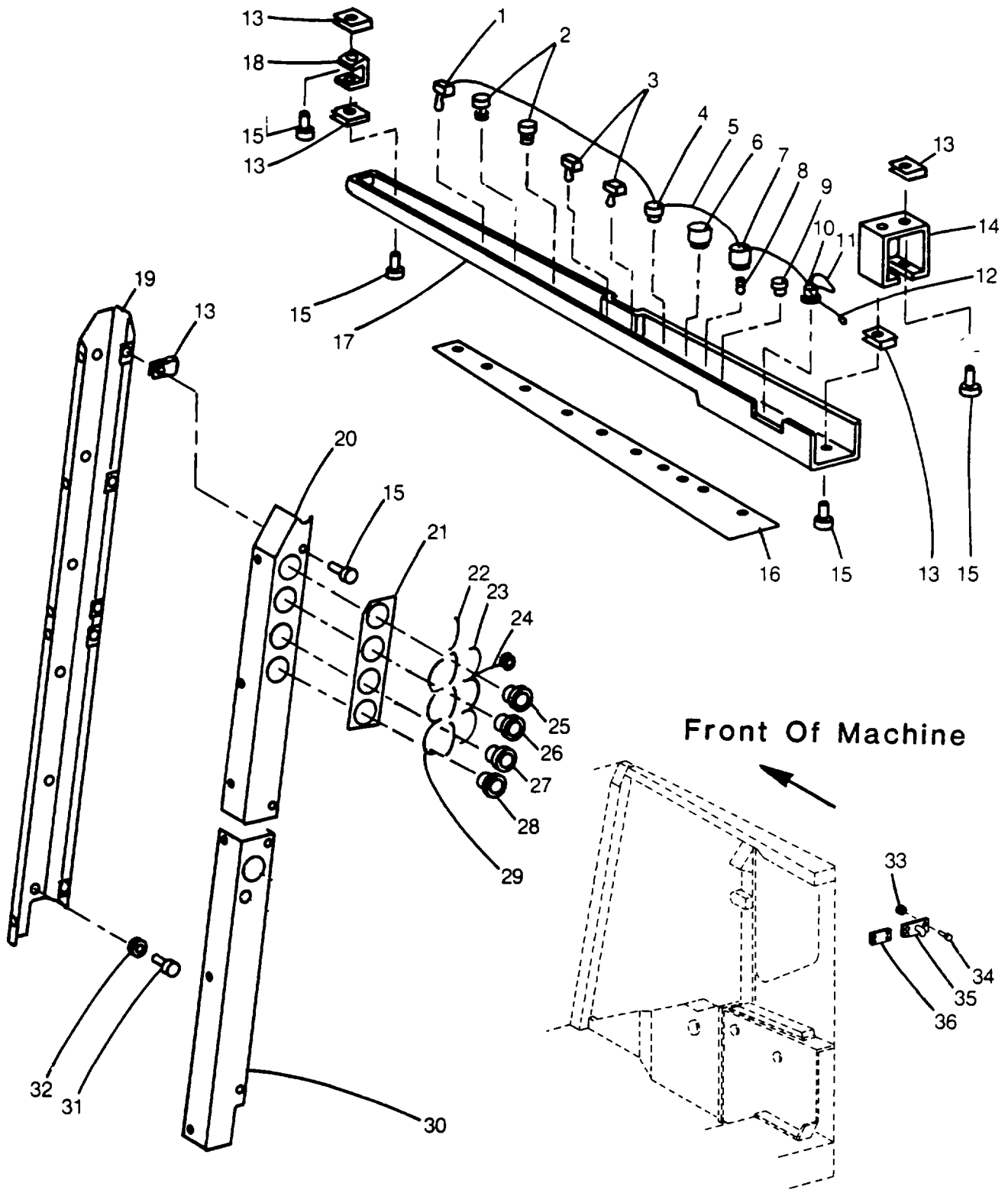
NA318-C

REF.	PART NO.	QTY.	DESCRIPTION	FSCM No.
1	22N1034	1	Panel, Lower Instrument	36422
2	28J2362	1	Gauge, S-o-M Pressure	36422
3	12A2025	1	Plug Button	36422
4	1X4345	1	Union, 370 Flare, Steel, 1/4" X 1/4"	09505
5	22J1586	1	Tube Assembly	36422
6	1X2718	1	Connector, Female, 37° Flare, Steel, Zinc Plated, 1/4" X 1/4"	09505
7	20J1240	1	Pressure Snubber	36422
8	1X2230	1	Pipe Reducer Bushing, Carbon Steel, 1/4" X 1/8"	09505
9	1X823	1	Pipe Plug, Hex Socket, Heat Treated Alloy Steel, 1/8"	09505
10	25A202	1	Service Tee	36422

**Parts List**  
Instrument Panel, Gauges And Switches

R384

TM 10-3950-263-14&P-3  
M6-24-68.0



## Parts List

R384

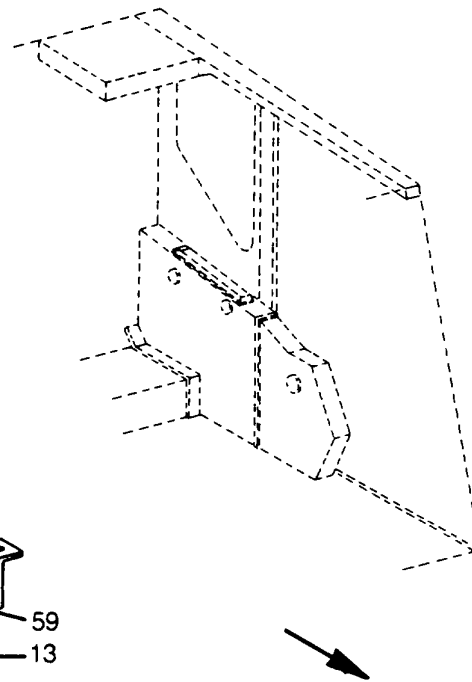
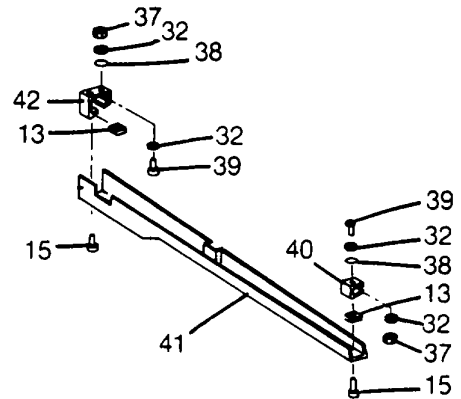
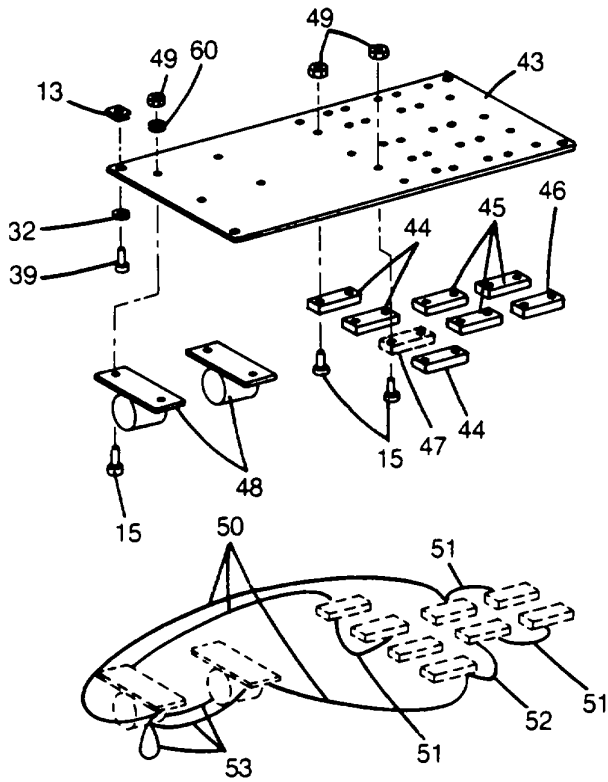
## Instrument Panel, Gauges And Switches - Continued

REF.	PART NO.	QTY.	DESCRIPTION	FSCM No.
1	8A1426	1	12 Volt Toggle Switch	36422
2	28N426	2	Windshield Wiper Switch	36422
3	28N1096	2	Toggle Switch	36422
4	HC2273	1	Push Button Switch	36422
5	28J2108	1	Wire Assembly	36422
6	20H333	1	Ignition Switch	36422
7	18D65	1	Pilot Light	36422
8	MS25231	1	Incandescent Lamp	96906
9	17A254	1	Push Button Switch	36422
10	28J2376	1	Engine Hourmeter	36422
11	32J1117	1	Wire Assembly	36422
12	19J770	1	Wire Assembly	36422
13	22N1003	21	Screw Receptacle	36422
14	18N1228	1	Bracket	36422
15	1X5314	42	Screw, Pan Head W/Nylon Washer, Phillips Drive Head, Corrosion Resistant Steel, Passivated, UNC-2A Threads 1/4" X 5/8"	90483
16	22P1521	1	Label	36422
17	22N1082	1	Right Overhead Panel	36422
18	18N1231	1	Bracket	36422
19	22N1361	1	Instrument Housing	36422
20	18N1151	1	Instrument Panel	36422
21	22P1333	1	Label	36422
22	32J1117	4	Wire Assembly	36422
23	18B379	3	Wire Assembly	36422
24	36L104	1	Wire Assembly	36422
25	28J2377	1	Converter Temperature Gauge	36422
26	28J2379	1	Oil Pressure Gauge	36422
27	28J2375	1	Water Temperature Gauge	36422
28	28J2380	1	Voltmeter	36422
29	28A1045	3	Wire Assembly	36422
30		1	Lower Instrument Panel - See M6-24-63.0	
31	1X4705	6	Locking Capscrew, Hex Head, UNC Class 2A, Grade 5, 1/4" X 1/2"	72968
32	1X2	26	Plain Washer, Hot Rolled Mild Steel, Zinc Plated, 1/4"	86157
33	1X5091	8	Locknut, Hexagon, Low Carbon Steel, Zinc Plated, Rockwell C32, Nylon Insert, UNC-3B, #6	72968
34	1X5435	8	Machine Screw, Round Head, Carbon Steel ASTM A307, Zinc Plated, #6 X 3/4"	90483
35	28J2280	1	Bulkhead Connector	36422
36	22N1031	1	Plate	36422
37	1X5079	11	Locknut, Hexagon, Low Carbon Steel, Zinc Plated, Rockwell C32, Nylon Insert, UNF-3B, 1/4"	72968
38	13H415	5	"0" Ring 36422	
39	AC5493	9	Capscrew, Hex Head, UNC Class 2A, Grade 5, 1/4" X 3/4"	36422
40	18N1229	1	Bracket	36422
41	18N1154	1	Left Overhead Panel	36422
42	18N1230	1	Bracket	36422
43	22N936	1	Electrical Board	36422
44	28N860	3	Circuit Breaker - 15 Amp	36422
45	28J963	3	Circuit Breaker - 6 Amp	36422
46	28N861	1	Circuit Breaker - 10 Amp	36422
<b>M6-24-68.0 (2 of 4)</b>				

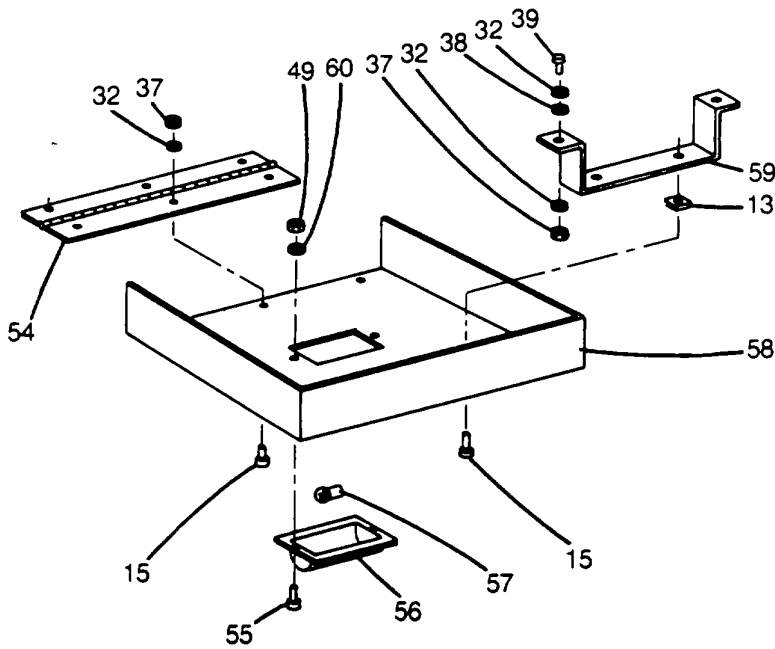
**Parts List**  
Instrument Panel, Gauges And Switches - Continued

R384

TM 10-3950-263-14&P-3  
M6-24-68.0



Front Of Machine



## Parts List

R384

## Instrument panel, Gauges And Switches - Continued

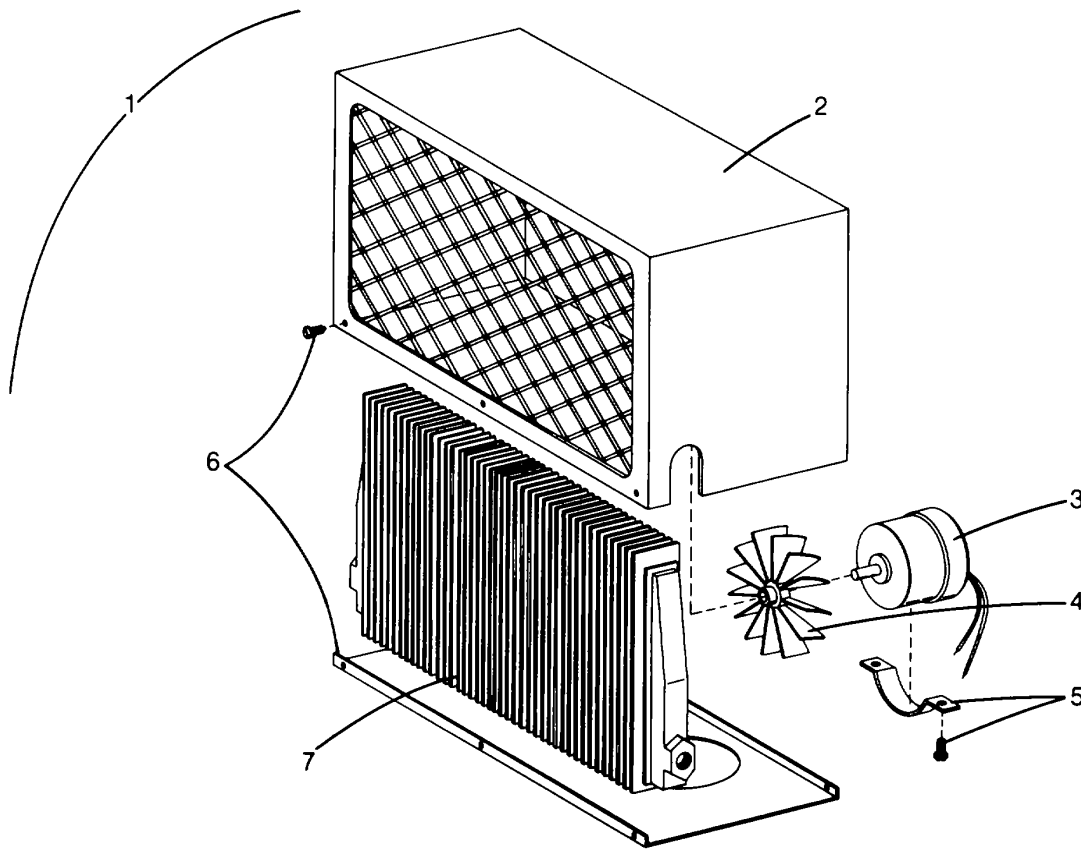
REF.	PART NO.	QTY.	DESCRIPTION	FSCM No.
47		1	Circuit Breaker - See M6-25-60.0	
48	36A2990	2	12 Volt Solenoid	36422
49	1X4638	24	Locknut, Hexagon, Low Carbon Steel, Zinc Plated, Rockwell C32, Nylon Insert, UNC-3B, #10	72968
50	25J689	3	Wire Assembly	36422
51	31J689	3	Wire Assembly	36422
52	26A159	1	Wire Assembly	36422
53	20H78	3	Wire Assembly	36422
54	22N919	1	Hinge 36422	
55	IX2841	4	Capscrew, Hex Socket, Flat Head, UNR-Coarse Thread, Alloy Steel, Class 2A And Class 3A, 1/4" X 5/8"	90483
56	28N572	1	Dome Light 36422	
57	MS35478	1	Incandescent Lamp	08805
58	22N877	1	Center Overhead Panel	36422
59	18N1232	1	Bracket 36422	
60	1X1	8	Plain Washer, Hot Rolled Mild Steel, Zinc Plated, 3/16"	86157

M6-24-68.0 (4 of 4)



**Parts List**  
Hot Water Heater

TM 10-3950-263-14&P-3  
M6-25-53.0



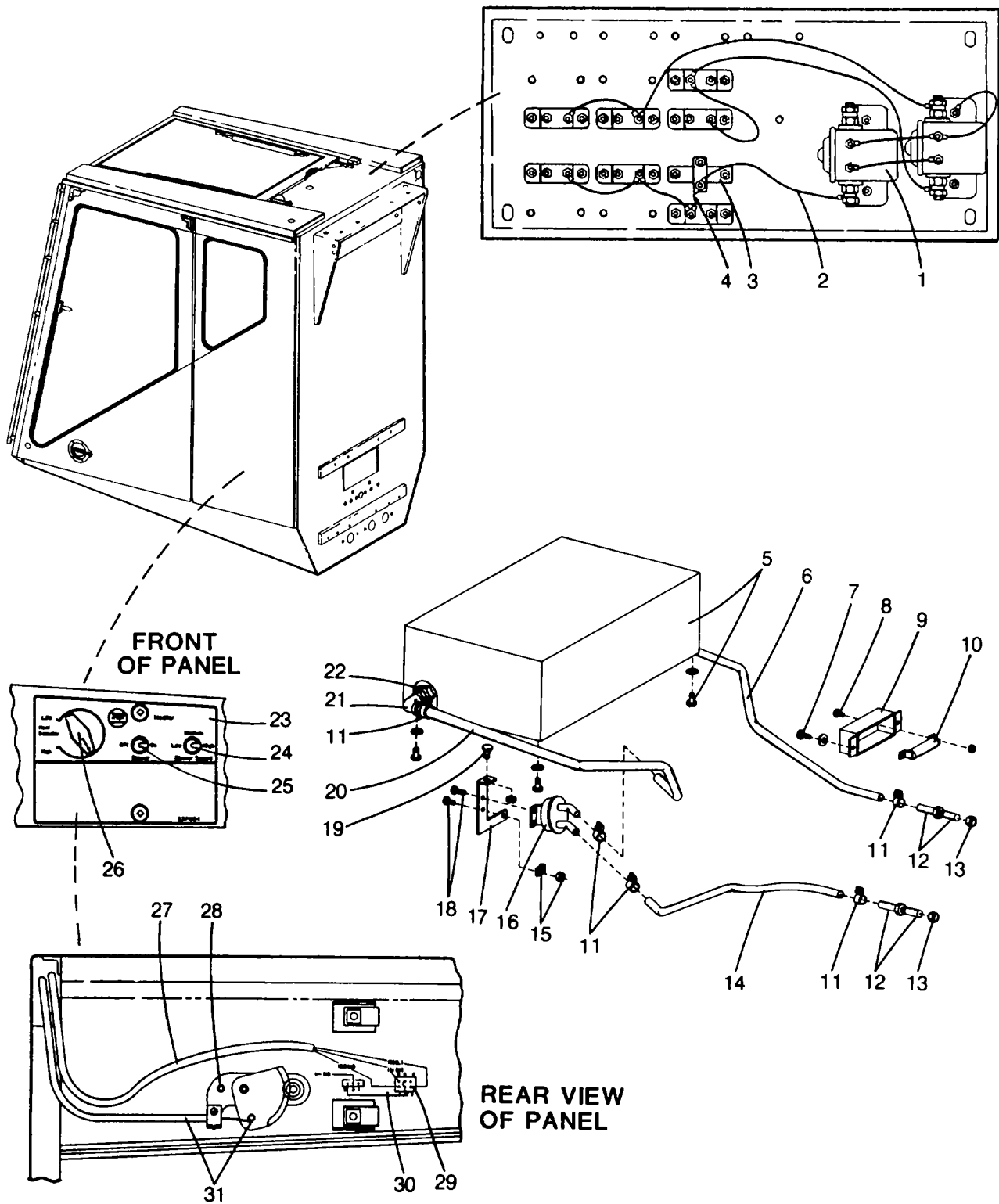
KA264-A

REF.	PART NO.	QTY.	DESCRIPTION	FSCM No.
1	32R114	1	Heater Assembly	36422
2	3R305	1	Casing	*
3	3R341	2	12 Volt Motor	*
4	3R298	2	Fan *	*
5	3R299	2	Motor Clamp	*
	3R339	4	Screw	*
	1X1890	4	Locknut, Nylon Insert, Steel, Cadmium Plated, UNF-3B, #10	72968
6	3R297	1	Bottom Panel	*
	3R337	4	Bolts	*
	3R338	4	Nuts	*
7	3R300	1	Core	*
	3R340	2	Plugs	*
* For FSCFM Numbers See Vendor Annex List.				

Parts List  
Hot Water Heater Installation

TM 10-3950-263-14&P-3  
M6-25-60.0

1



NA272-C, NA333-B

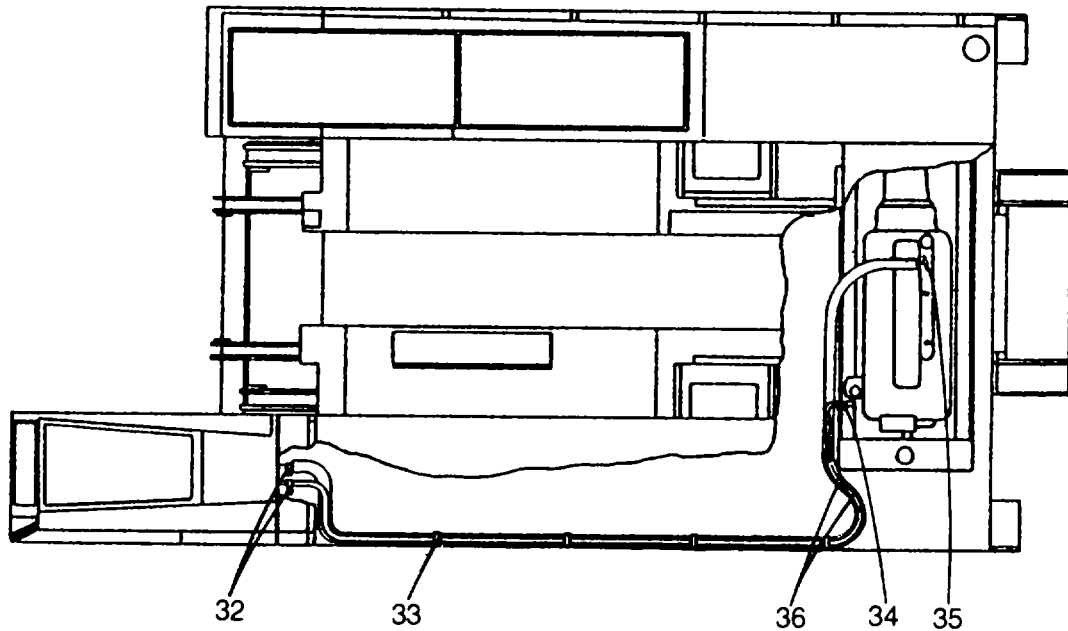
Parts List

Hot Water Heater Installation - Continued

REF.	PART NO.	QTY.	DESCRIPTION	FSCM No.
1	36A2990	1	12 Volt Solenoid	36422
2	25J689	1	Wire Assembly	36422
3	18A2363	1	Circuit Breaker	36422
	1X623	2	Machine Screw, Round Head, Carbon Steel ASTM A307, Zinc Plated, #10 X 3/4"	90483
	1X4638	2	Locknut, Hexagon, Low Carbon Steel, Zinc Plated, Rockwell C32, Nylon Insert, UNC-3B, #10	72968
4	26A159	1	Wire Assembly	36422
5		1	Hot Water Heater (See Keysheet (M6-25-53.0)	
	1X4242	4	Locking Capscrew, Hex Head, UNC Class 2A- Grade 5, 1/4" X 3/4"	72968
	22N1003	4	Screw Receptacle	36422
6	822001003	AR	Heater Hose, Type P (EPDM), Black Color, Synthetic Yarns, 1 Ply, 30" (76cm)	24161
7	1X4705	2	Locking Capscrew, Hex Head, UNC Class 2A, Grade 5, 1/4" X 1/2"	72968
	1X2404	2	Plain Washer, Hot Rolled, Mild Steel, Zinc Plated, 1/4"	86157
8	1X618	5	Machine Screw, Round Head, Carbon Steel, ASTM, A307, Zinc Plated, #6 X 3/8"	90483
	1X5091	5	Locknut, Hexagon, Low Carbon Steel, Zinc Plated, Rockwell C32, Nylon Insert, UNC-3B, #6	72968
9	22N1375	1	Resistor Cover	36422
10	32R138	1	Resistor	36422
11	18A2838	6	Tube Clamp	36422
12	AC4259	6	Pipe Nipple	36422
13	AC3675	2	Anchor Coupling	36422
14	822001003	AR	Heater Hose, Type P (EPDM), Black Color, Synthetic Yarns, 1 Ply, 18" (46cm)	24161
15	22N1051	1	Cable Clamp	36422
	1X623	1	Machine Screw, Round Head, Carbon Steel ASTM, A307, Zinc Plated, #10 X 3/4"	90483
	1X4638	1	Locknut, Hexagon, Low Carbon Steel, Zinc Plated, Rockwell C32, Nylon Insert, UNC-3B, #10	72968
16	31R4	1	Shut-Off Valve	36422
17	28N1186	1	Bracket	36422
18	1X623	2	Machine Screw, Round Head, Carbon Steel ASTM, A307, Zinc Plated, #10 X 3/4"	90483
	1X4638	2	Locknut, Hexagon, Low Carbon Steel, Zinc Plated, Rockwell C32, Nylon Insert, UNC-3B, #10	72968
	1X1776	2	Plain Washer, Hot Rolled Mild Steel, Zinc Plated, #10	86157
19	AC5493	1	Capscrew	36422
	1X5079	1	Locknut, Hexagon, Low Carbon Steel, Zinc Plated, Rockwell C32, Nylon Insert, UNC-3B, #10	86157
20	822001003	AR	Heater Hose, Type P (EPDM), Black Color, Synthetic Yarns, 1 Ply, 18" (46cm)	24161
21	1X926	2	900 Street Elbow, Malleable Iron, 3/8"	09505
22	1X896	2	Pipe Reducer Bushing, Hex Head, 3/4" X 3/8"	09505
23	22P1584	1	Decal - Heater Controls	36422
24	31J687	1	Toggle Switch - 3 Position	36422
25	22J144	1	Switch	36422
26	22N1057	1	Instrument Knob	36422
27	22J1661	1	Wire Harness	36422

Parts List

Hot Water Heater Installation - Continued



NA272-C, NA307-C, NA333-B

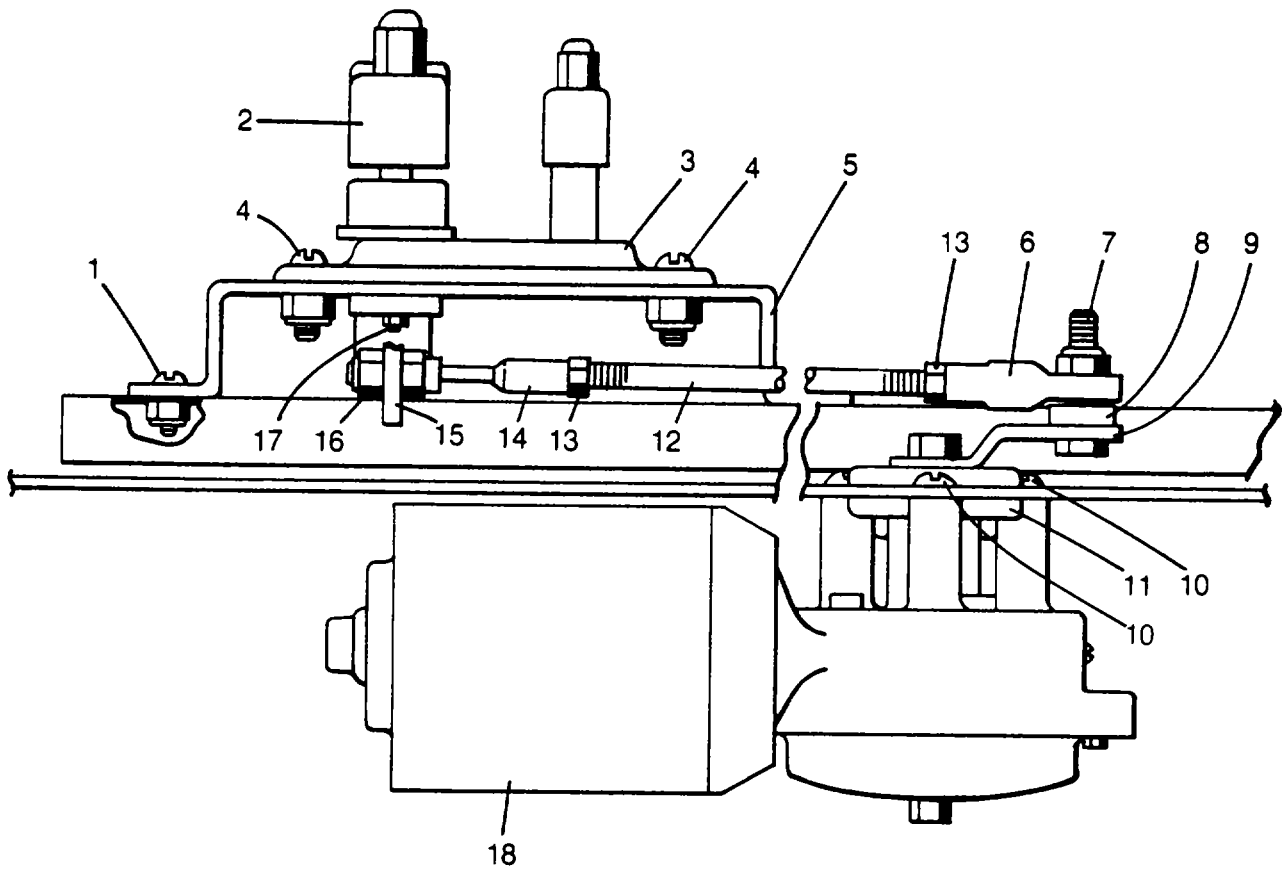
REF.	PART NO.	QTY.	DESCRIPTION	FSCM No.
28	1X623	1	Machine Screw, Round Head, Carbon Steel ASTM A307, Zinc Plated, #10 X 3/4"	90483
	1X4638	1	Locknut, Hexagon, Low Carbon Steel, Zinc Plated, Rockwell C32, Nylon Insert, UNC-3B, #10	72968
29	21H269	1	Wire Assembly	36422
30	31J612	1	Wire Assembly	36422
31	22N1374	1	Control Cab	36422
32	HC37	2	Hose Clamp	36422
33	JC2987	4	Bracket	36422
	1N1065	4	Hose Clamp (Small)	36422
	AC5493	4	Capscrew	36422
	1X5079	4	Locknut, Hexagon, Low Carbon Steel, Zinc Plated, Rockwell C32, Nylon Insert, UNC-3B, 1/4H	72968
	1J1193	4	Tube Clamp (Large)	36422
34	1X893	1	Pipe Reducer Bushing, Hex Head, 1/2" X 3/8"	09505
	AC4257	1	Shut-Off Cock	36422
	HC37	1	Hose Clamp	36422
35	AC4257	1	Shut-Off Cock	36422
	HC37	1	Hose Clamp	36422
36	822001003	AR	Heater Hose, Type P (EPOM), Black Color, Synthetic Yarns, 1 Ply, 1/2"	24161

Parts List

Hot Water Heater Installation - Continued

REF.	PART NO.	QTY.	DESCRIPTION	FSCM No.
	850019001	AR	Insulation Sleeve, Closed Cell Synthetic Rubber Insulation, ASTM C534 Type 1	82942

Parts List  
Windshield Wiper (Upper)



NA204-A

REF.	PART NO.	QTY.	DESCRIPTION	FSCM No.
1	1X3540	4	Machine Screw, Round Head, Carbon Steel ASTM A307, Zinc Plated, #8 X 5/8"	90483
	1X4438	4	Plain Washer, Hot Rolled Mild Steel, Zinc Plated, #8	86157
	1X5064	4	Locknut, Hexagon, Low Carbon Steel, Zinc Plated, Rockwell C32, Nylon Insert, UNC-3B, #8	72968
2	19N190	1	Wiper Arm	36422
	26R46	1	Wiper Blade	36422
3	28N1175	1	Pantograph Adapter	36422
4	1X629	2	Machine Screw, Round Head, Carbon Steel ASTM A307, Zinc Plated, 1/4" X 3/4"	90483
	1X5079	2	Locknut, Hexagon, Low Carbon Steel, Zinc Plated, Rockwell C32, Nylon Insert, UNC-3B, 1/4"	72968
5	22N935	1	Upper Mounting Bracket	36422
6	39J220	1	Ball Joint	36422
7	1X3777	1	Capscrew, Hex Head, UNC Class-2A - Grade 5, 1/4N X 1-1/4"	90483
	1X5079	1	Locknut, Hexagon, Low Carbon Steel, Zinc Plated, Rockwell C32, Nylon Insert, UNC-3B, 1/4"	72968
8	45R32	1	Spacer	36422
9	22N889	1	Crank Arm	36422
10	1X5465	3	Machine Screw, American Standards, Round Head, NF-2 Threads, Carbon Steel, Zinc Plated, Chromate Treated,	90483

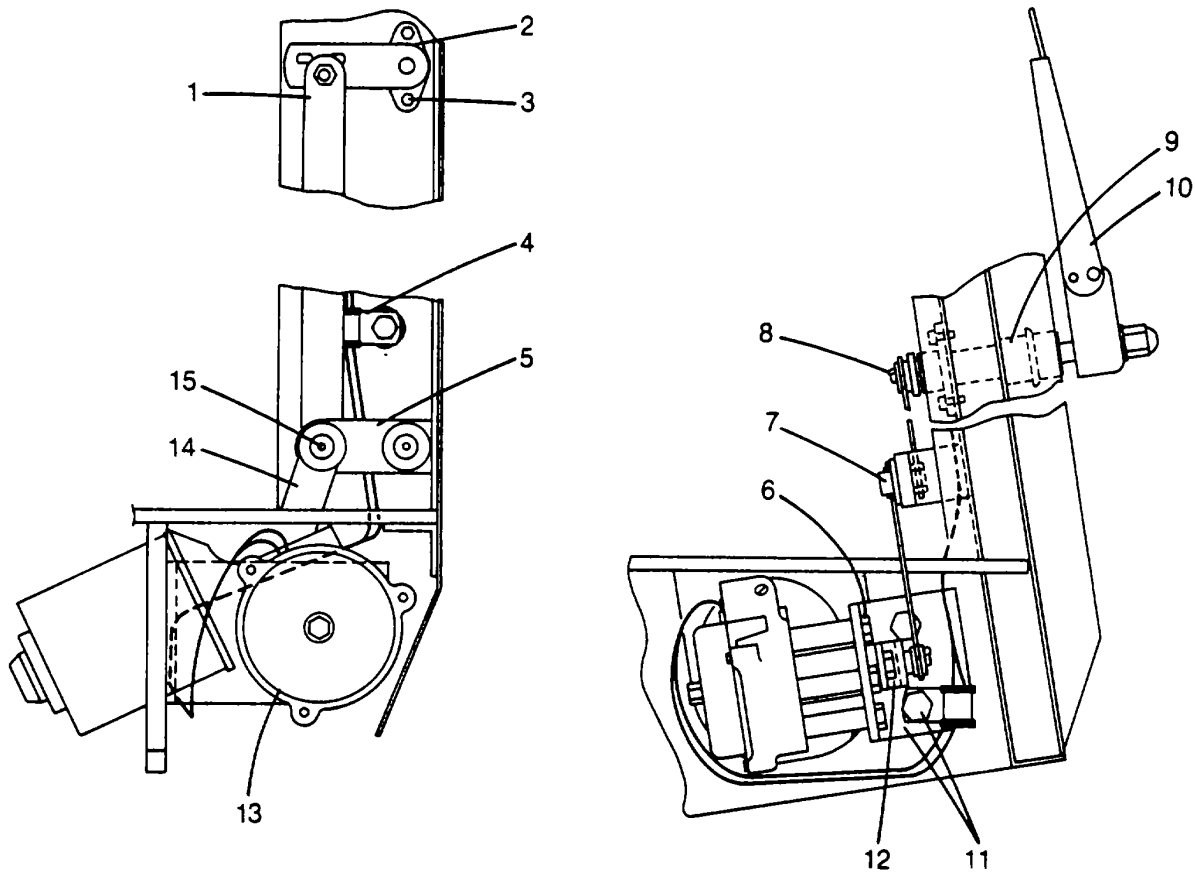
## Parts List

## Windshield Wiper (Upper) - Continued

REF.	PART NO.	QTY.	DESCRIPTION	FSCM No.
11	28J1241	1	1/4" X 1/2" Rubber Grommet	36422
12	22N945	1	Threaded Rod	36422
13	IX193	2	Hexagon Jam Nut, 1/4", UNF-2B, Steel Zinc Plated	90483
14	19A521	1	Ball Joint	36422
15	22N886	1	Pivot Assembly	36422
16	1X1912	1	Locknut, Hexagon, Low Carbon Steel, Rockwell C32, Nylon Insert, UNF-3B, 1/4"	72968
17	1X647	2	Machine Screw, Flat Head, Carbon Steel, Zinc Plated, #10 X 5/8"	90483
	1X4638	2	Locknut, Hexagon, Low Carbon Steel, Zinc Plated, Rockwell C32, Nylon Insert, UNC-3B, #10	72968
18	28N423	1	Wiper Motor	36422

M6-26-17.0 (2 Of 2)

Parts List  
Lower Windshield Wiper



REF.	PART NO.	QTY.	DESCRIPTION	FSCM No.
1	22N943	1	Link	36422
2	22N1060	1	Front Wiper Shaft	36422
3	1X1876	2	Hex Head, Tapping Screw, Thread Cutting Type, Steel, Zinc Plated, 3/8"	90483
4	1X6038	3	Insulated Clamp, Steel, 1/32" Black Neoprene Insulation 1/2"	30966
5	22N941	1	Bell Crank	36422
6	1X5257	3	Hexagon Head Capscrew, UNF Class 2A, Grade 5, Plastic Patch, Zinc Plated, Chromate Treated, 3/8" X 1-3/4H	72968
7	1X5382	1	Hex Socket Head Shoulder Screw, Stripper Bolts, NC-3 Threads, Alloy Steel, 1/4" X 5/16"	90483
	1X3	2	Plain Washer, Hot Rolled Mild Steel, Zinc Plated, 5/16"	86157
8	28N436	2	Clip	36422
	28N435	2	Washer	36422
9	4C234	1	Spacer	36422
10	8R216	1	Wiper Arm	36422
	8R217	1	Wiper Blade	36422
11	1X3599	2	Capscrew, Hex Head, UNC Class 2A-Grade 5, Zinc Plated, 3/8" X 1-1/4"	90483
	1X3809	2	Locknut, Hexagon, Low Carbon Steel, Zinc Plated, Rockwell C32, Nylon Insert, UNC-3B, 3/8"	72968
	22N934	1	Mounting Bracket	36422



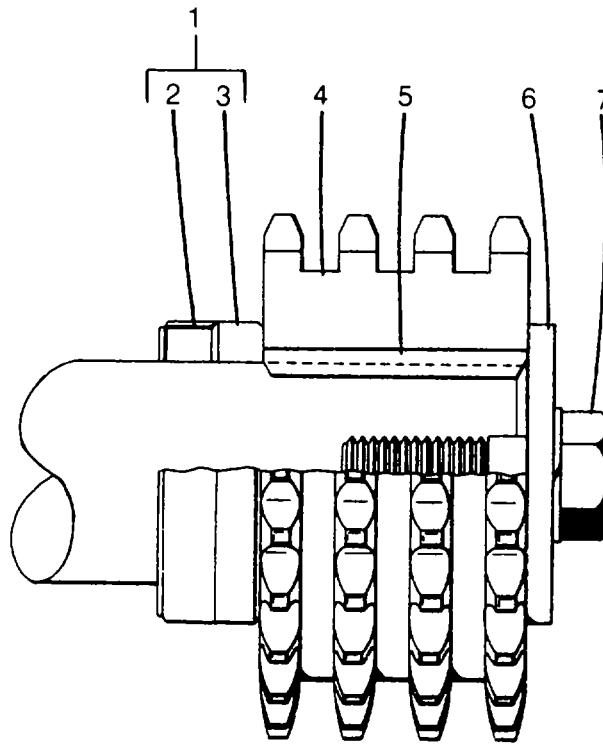
Parts List

Lower Windshield Wiper - Continued

REF.	PART NO.	QTY.	DESCRIPTION	FSCM No.
12	22N938	1	Wiper Crank Arm	36422
13	28N423	2	Wiper Motor	36422
14	22N1081	1	Wiper Connecting Link	36422
15	1X5383	1	Hex Socket Head Shoulder Screw, Stripper Bolts, NC-3 Threads, Alloy Steel, 1/4" X 5/16"	90483
	1X3	1	Plain Washer, Hot Rolled Mild Steel, Zinc Plated, 5/16"	86157
	1X5079	1	Locknut, Hexagon, Low Carbon Steel, Zinc Plated, Rockwell C32, Nylon Insert, UNC-3B, 1/4"	72968

**Parts List**  
Engine Pinion

TM 10-3950-263-14&P-3  
M6-36-13.0



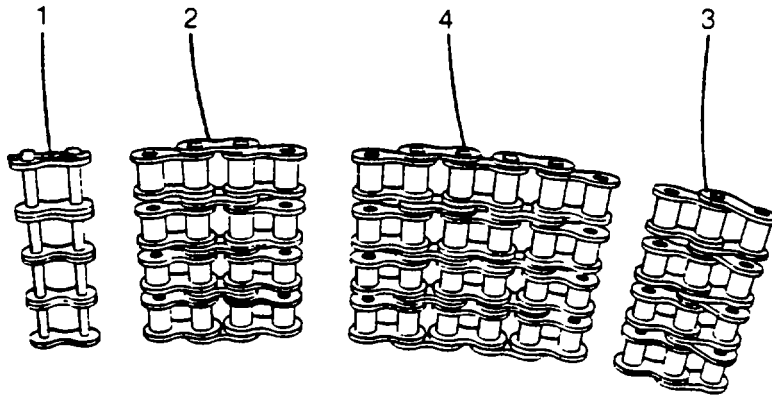
V143-S,L625-A

REF.	PART NO.	QTY.	DESCRIPTION	FSCM No.
1	1H1894	1	Spacer Assembly	36422
2	1X3193	1	Wear Sleeve, AISI CRCQ .15% Carbon Maximum, 3.875" Shaft Dia. X 4.000" O.D. X .625"	80201
3	1H1895	1	Spacer	36422
4	1H1855	1	Sprocket	36422
5	17C67	1	Key	36422
6	1H2078	1	End Cap	36422
7	1X3964	1	Locking Capscrew, Hex Head, UNC Class 2A-Grade 5, 1" X 2-1/2"	72968

**Parts List**  
Engine Drive Chain

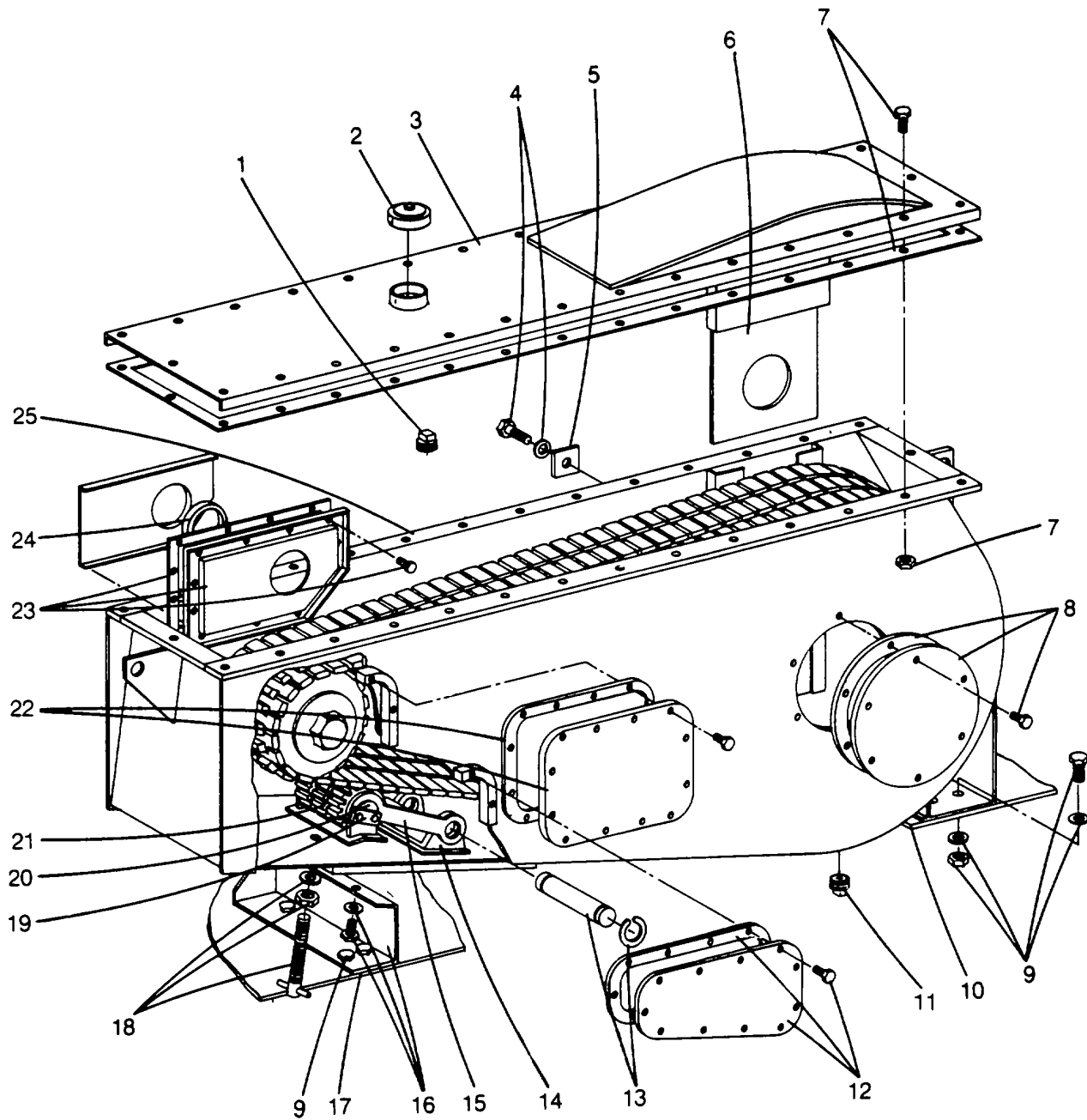
R284

**TM 10-3950-263-14&P-3**  
**M6-37-9.0**



REF.	PART NO.	QTY.	DESCRIPTION	FSCM No.
	RC-60-4	261	Chain Link	36422
1	1H609	4	Connecting Link	36422
2	1H624	1	3 Pitch Section	36422
3	IH610	AR	Offset Link 2 Pitch	36422
4	1H628	2	5 Pitch Section	36422
	3H87	AR	Oil Field Cotter	36422

**M6-37-9.0 (1 Of 1 )**



## Parts List

R482

Adjustable Chain Case - Continued				
REF.	PART NO.	QTY.	DESCRIPTION	FSCM No.
1	1X830	1	Pipe Plug, Square Head, Steel, 3/4"	09505
2	HC333	1	Cap 36422	
3	22H422	1	Cover 36422	
4	IX5137	2	Locking Capscrew, Hex Head, UNC Class 2A, Grade 5, 1/2" X 1-1/4"	72968
	1X6	2	Plain Washer, Hot Rolled, Mild Steel, Zinc Plated, 1/2"	86157
5	22H463	1	Spacer 36422	
6	22H478	1	Hydroil Washer	36422
7	22H391	1	Gasket 36422	
	1X2574	30	Capscrew, Hex Head, UNC Class-2A - Grade 5, 3/8" X 1"	90483
	1X3809	30	Locknut, Hexagon, Low Carbon Steel, Zinc Plated, Rockwell C32, Nylon Insert, UNC-3B, 3/8"	72968
8	28H137	1	Cover 36422	
	1X4062	6	Locking Capscrew, Hex Head, UNC Class-2A - Grade 5, 3/8" X 3/4"	72968
	28H138	1	Gasket 36422	
9	1X2775	8	Capscrew, Hex Head, UNC Class-2A - Grade 5, 1/2" X 2-1/4"	90483
	1X3808	8	Locknut, Hexagon, Low Carbon Steel, Zinc Plated, Rockwell C32, Nylon Insert, UNC-3B, 12"	72968
	1X20	16	Plain Washer, Hot Rolled, Mild Steel, Zinc Plated, 1/2"	86157
10	22H445	1	Spacer 36422	
11	1X830	1	Pipe Plug, Square Head Steel, 3/4"	09505
12	22H400	1	Cover 36422	
	22H401	1	Gasket 36422	
	1X4062	10	Locking Capscrew, Hex Head, UNC Class-2A - Grade 5, 3/8" X 3/4"	72968
13	22H412	1	Pin 36422	
	1X4203	2	Truarc Retaining Ring, External, Natural, Carbon Spring Steel, 1.375" Shaft Dia.	79136
14	22H417	1	Bracket 36422	
	22H416	1	Gasket 36422	
	1X5917	AR	Thread Seal Washer, Nitrile Rubber Molded To A Cadmium Plated Steel Retainer, 3/8"	02697
	1X3809	2	Locknut, Hexagon, Low Carbon Steel, Zinc Plated, Rockwell C32, Nylon Insert, UNC-3B, 3/8"	72968
15	22H410	1	Chain Tightner	36422
16	22H444	1	Bracket 36422	
	1X4148	2	Locking Capscrew, Hex Head, UNC Class-2A - Grade 5, 1/2" X 1"	72968
	1X20	2	Plain Washer, Hot Rolled Mild Steel, Zinc Plated, 1/2"	86157
17	22H443	1	Spacer 36422	
18	28H72	1	Adjusting Rod	36422
	1X2042	1	Rollpin, Carbon Steel, 3/8" X 3"	09505
	IX155	1	Finished Hexagon Nut, Coarse Thread, Carbon Steel, 3/4"	90483
	IX4213	AR	Thread Seal Washer, Nitrile Rubber Molded To A Cadmium Plated Steel Retainer, 3/4"	02697
19	FR8	1	Lock Bar36422	
	1X5300	2	Locking Capscrew, Hex Head, UNC Class 2A- Grade 5, 3/8" X 1/2"	72968
20	22H411	1	Pin 36422	
21	22H393	1	Sprocket36422	
	1X2586	2	Ball Bearing, Single Row, Non-Filling Slot Assembly Deep Groove, Conrad Type, AFBMA Type BC, Light Duty,	91936

## Parts List

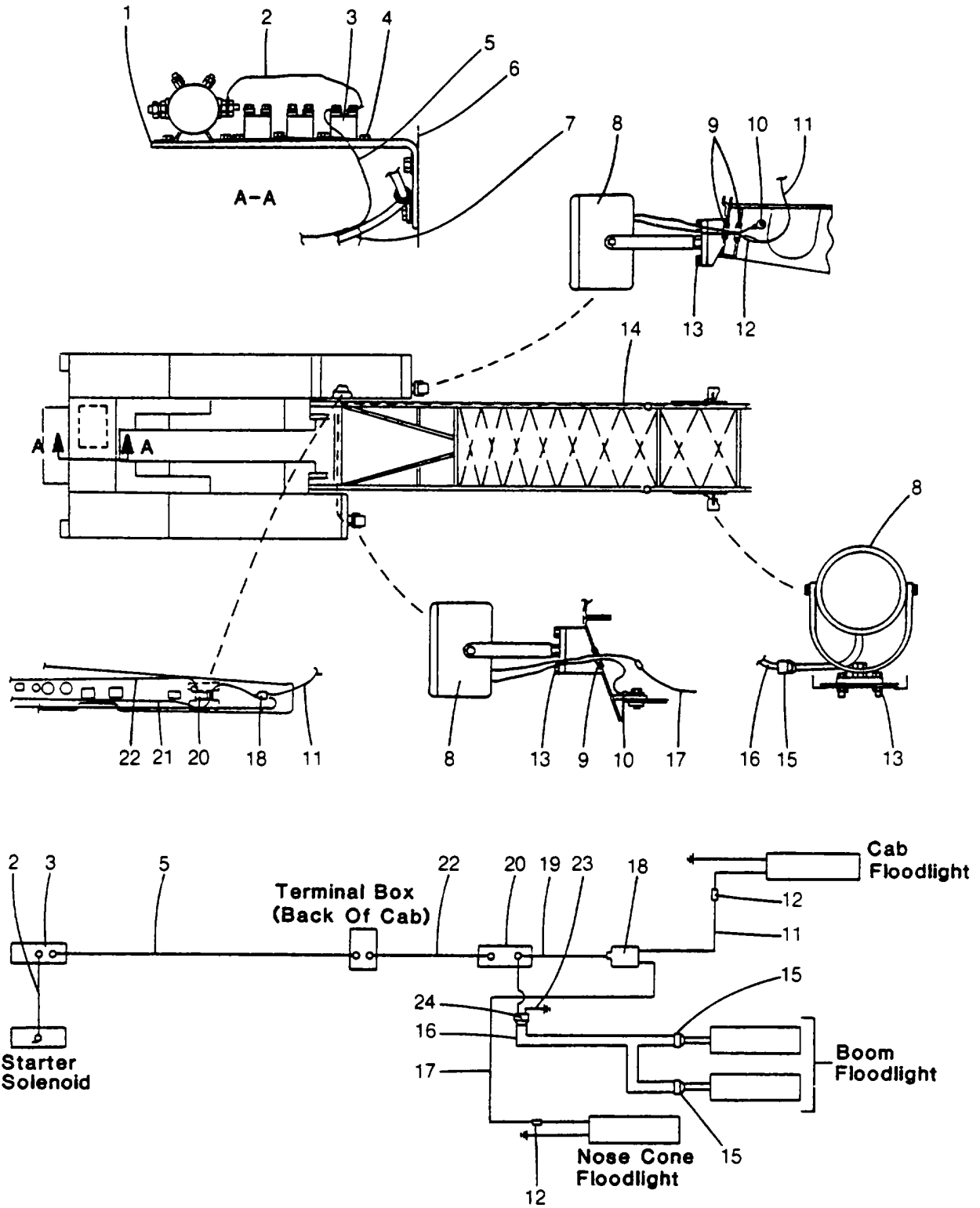
R482

M6-38-22.0

Adjustable Chain Case - Continued				
REF.	PART NO.	QTY.	DESCRIPTION	FSCM No.
22	22H449	AR	Plain, 1.7717" I.D. X 3.3465" O.D. X .7480"	36422
	22H389	1	Shim, (12 Each Side)	
	1X4062	12	Cover 36422	72968
23	22H390	1	Locking Capscrew, Hex Head, UNC Class-2A - Grade 5, 3/8" X 3/4"	72968
	22H452	1	Gasket 36422	
	22H455	1	Retainer 36422	72968
	1X5133	11	Gasket 36422	
24	22H450	1	Locking Capscrew, Hex Head, UNC Class-2A - Grade 5, 3/8" X 5/8"	36422
	18H131	1	Oil Seal Assembly	
25	22H451	1	Oil Seal 36422	36422
	22H479	1	Sheet 36422	
		1	Chain Case 36422	

M6-38-22.0 (3 Of 3)

12 Volt Floodlight Assembly



## Parts List

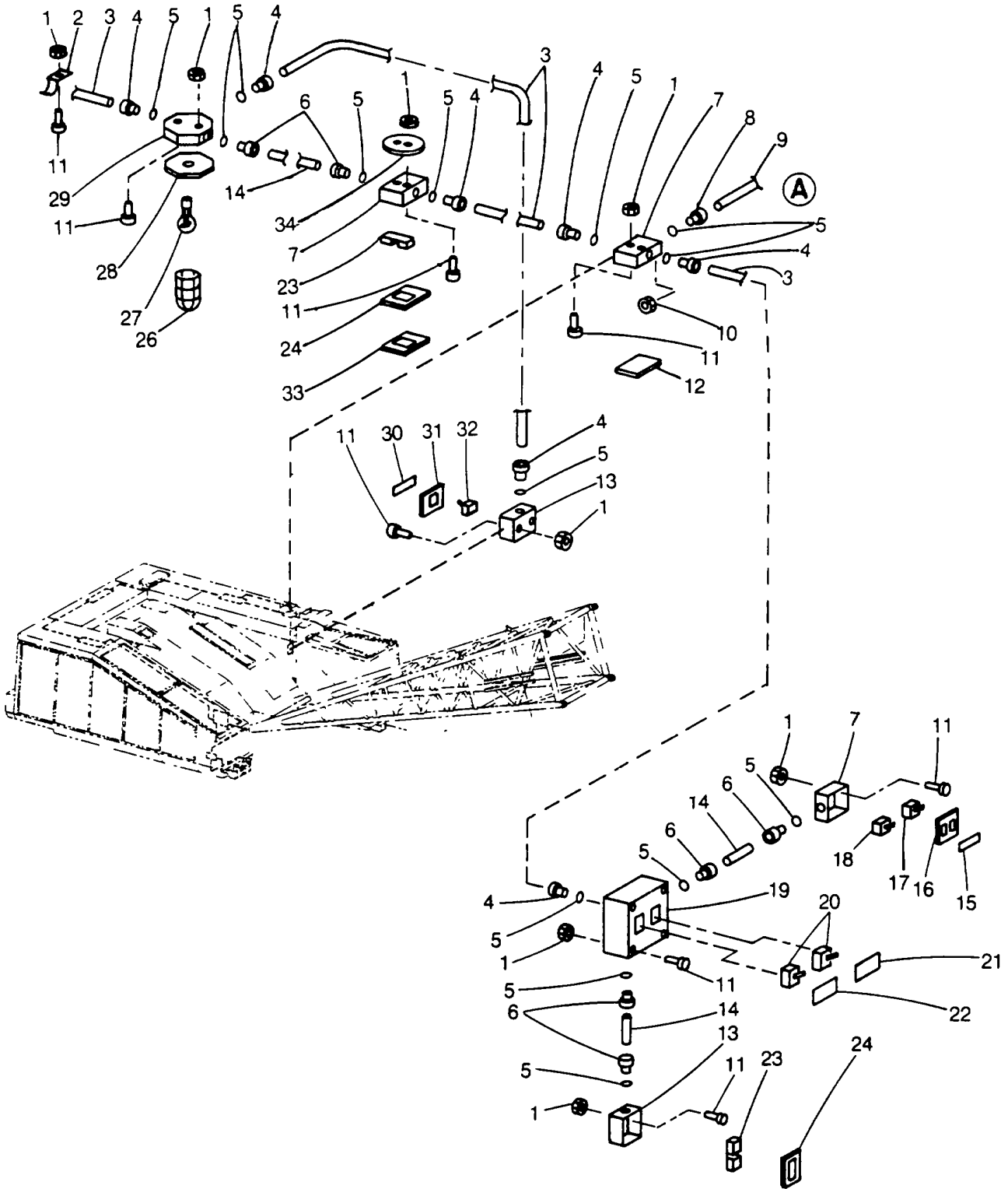
R983

## 12 Volt Floodlight Assembly - Continued

REF.	PART NO.	QTY.	DESCRIPTION	FSCM No.
1	22R52	1	Bracket 36422	
2	28J879	1	Wire Assembly	36422
3	25H128	1	Circuit Breaker - 40 Amp	36422
4	1X4705	1	Locking Capscrew, Hex Head, UNC Class 2A- Grade 5, 1/4" X 1/2"	72968
5	22R59	1	Wire Assembly	36422
6			Engine Block Right Side - Ref. Only	
7	1R379	6	Cable Tie 36422	
8	22R42	4	Floodlight - 12 Volt	36422
	4478	1	Lamp 08805	
9	21R396	5	Rubber Grommet	36422
10	RC327	2	Term-Ring, Wire	36422
11	22R58	1	Wire Assembly	36422
12	RC422	2	Receptacle, Shur-Plug	36422
	RC417	2	Term-Bullet, Wire	36422
13	1X3809	16	Locknut, Hexagon, Low Carbon Steel, Zinc Plated, Rockwell C32, Nylon Insert, UNC-3B, 3/8"	72968
14	1R380	6	Cable Tie, Heavy Duty	36422
15	RC155	2	Plug, Twist Lock	36422
	RC156	2	Rubber Cover	36422
16	22R55	1	Wire Harness	36422
17	22R53	1	Wire Assembly	36422
18	RC416	1	3-Way Connector	36422
19	22R54	1	Wire Assembly	36422
20	8A1426	1	Toggle Switch	36422
21	22R62	1	Wire Assembly	36422
22	22R60	1	Wire Assembly	36422
23	22R61	1	Wire Assembly	36422
24	22R57	1	Flanged Receptacle	36422
			The Following Items Are Used In The Operator's Cab And Are Not Shown:	
	21R423	1	Label - Cab Floodlights	36422
	21R424	1	Label - Boom Floodlights	36422



Floodlight System



## Parts List

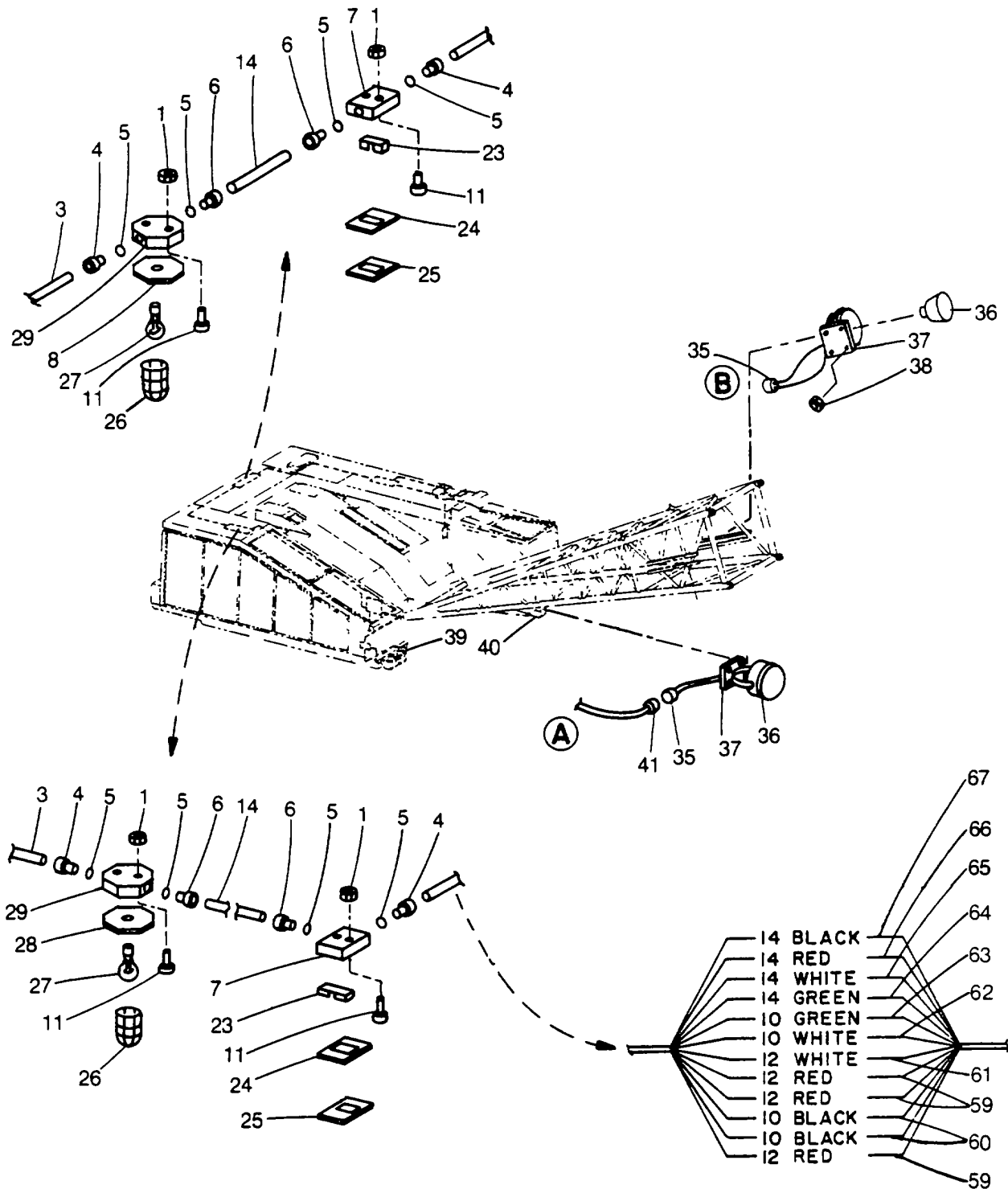
R384

Floodlight System - Continued				
REF.	PART NO.	QTY.	DESCRIPTION	FSCM No.
1	1X5079	36	Locknut, Hexagon, Low Carbon Steel, Rockwell C32, Nylon Insert, UNC-3B, 1/4"	72968
2	HR363	20	Pipe Strap 36422	
3	992768001	AR	Flexible Metallic Conduit, Covered With Smooth Liquidtight Polyvinylchloride Cover, Outer Cover To Be Marked EF, 3/4"	09127
4	41R112	15	Flexible Conduit Fitting	36422
5	21R214	29	Sealing Ring 36422	
6	21R261	10	Chase Nipple	36422
7	21R367	6	Square Box 36422	
8	1R655	3	Strain Relief Connector	36422
9	829045012	AR	Hard Service Cord, Type SO, 600 Volts, 3 Conductor, 16 Ga., 65 X #34Stranding, 10 Ampacity Per Conductor	81774
10	21R262	3	Locknut 36422	
11	AC5493	36	Capscrew 36422	
12	21R376	2	Square Box 36422	
13	21R245	2	Handy Box 36422	
14	1X5290	5	Rigid Conduit Pipe Coupling, Mild Steel, 3/4"	09505
15	1R697	1	Label - Remote Start	36422
16	21R408	1	Cover 36422	
17	1R388	1	Toggle Switch	36422
18	8A1484	1	Toggle Switch	36422
19	32R65	1	Switch Box 36422	
20	32R63	2	Toggle Switch	36422
21	21R423	1	Label - Cab Floodlights	36422
22	21R424	1	Label - Boom Floodlights	36422
23	9R5	4	Duplex Receptacles	36422
24	RA257	4	Handy Box Cover	36422
25	21R384	2	Box Cover 36422	
26	RA268	3	Lamp Guard 36422	
27	9R12	3	Lamp, 75 Watt, 120 Volt	36422
28	9R4	3	Lamp Holder 36422	
29	21R380	3	Octagon Box 36422	
30	21R422	1	Label - Interior Lights	36422
31	RA258	1	Box Cover 36422	
32	9R23	1	Switch 36422	
33	21R381	1	Box Cover 36422	
34	21R383	1	Box Cover 36422	
35	21R385	3	Plug 36422	
36	22R44	4	Floodlight 36422	
37	22R43	4	Lamp Fixture 36422	
38	1X3809	4	Locknut, Nylon Insert, Hexagon, ASL UNC-3B Thread, 3/8"	72968
39	21R396	3	Grommet 36422	
40	22N1587	2	Bracket 36422	
41	21R386	1	Connector 36422	
42	22R45	2	Mounting Bracket	36422
43	1X5079	16	Locknut, Hexagon, Low Carbon Steel, Rockwell C32, Nylon Insert, UNC-3B, 1/4"	72968
44	18D62	8	U-Bolt 36422	
45	1R381	12	Wire Support 36422	
46	22R51	1	Boom Floodlight Cord Assembly	36422
	21R388	1	Device Box 36422	
47	21R262	2	Locknut 36422	

Parts List

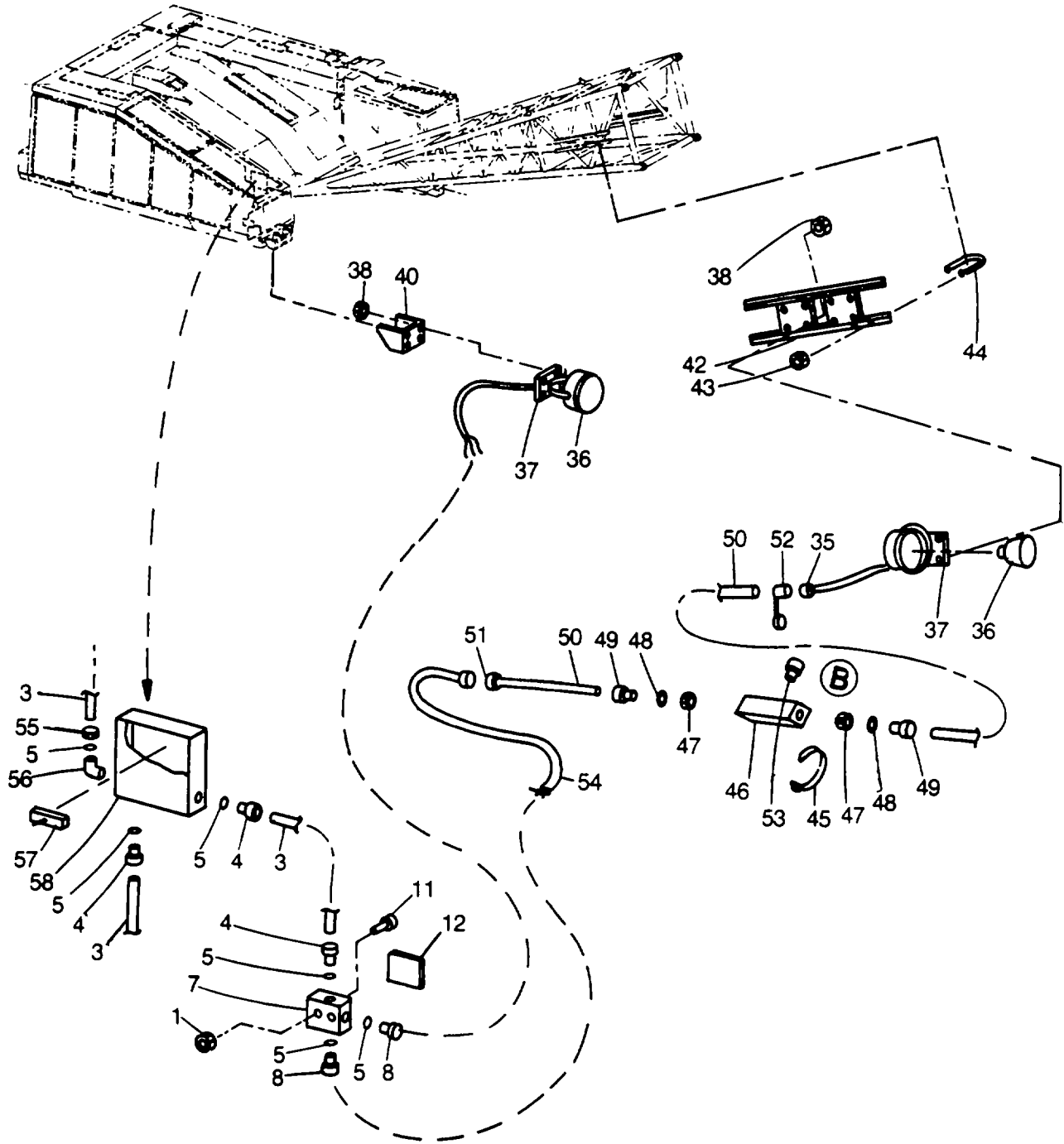
R384

Floodlight System - Continued

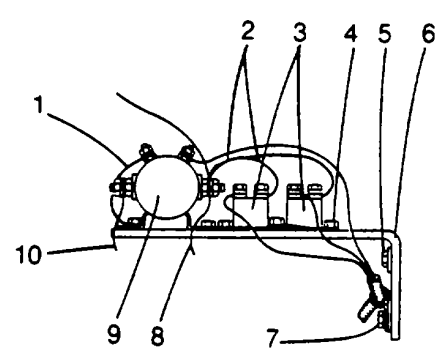
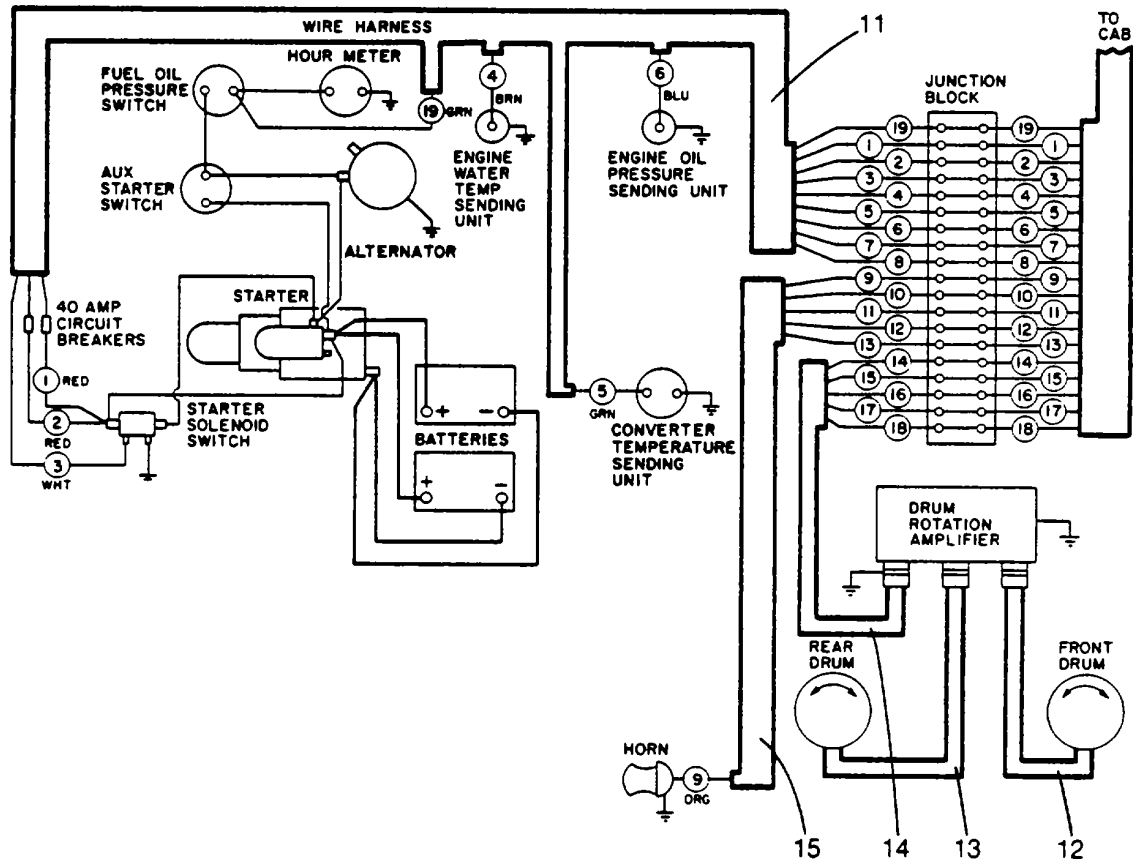


Floodlight System - Continued				
REF.	PART NO.	QTY.	DESCRIPTION	FSCM No.
48	21R214	2	Flexible Conduit Fitting	36422
49	1R655	2	Strain Relief Connector	
50	829045013	AR	Hard Service Cord, Type SO, 600 Volts, 3 Conductors, 14 Ga., 14 X #30 Stranding, 15 Ampacity Per Conductor	81744
51	21R385	1	Plug 36422	
52	21R386	1	Connector 36422	
53	21R387	1	Receptacle 36422	
54	21R402	1	Power Cord 36422	
55	21R395	1	Bolt On Hub 36422	
56	21R213	1	900 Connection	36422
57	21R403	2	Circuit Breaker	36422
58	21R382	1	Load Center 36422	
59	829019017	AR	Wire, 600 Volts, Type THW, 12 Ga., Red	74240
60	829019005	AR	Wire, 600 Volts, Type THW, 10 Ga., Black	74240
61	829019012	AR	Wire, 600 Volts, Type THW, 12 Ga., White	74240
62	829019006	AR	Wire, 600 Volts, Type THW, 10 Ga., White	74240
63	829019007	AR	Wire, 600 Volts, Type THW, 10 Ga., Green	74240
64	829019010	AR	Wire, 600 Volts, Type THW, 14 Ga., Green	74240
65	829019009	AR	Wire, 600 Volts, Type THW, 14 Ga., White	74240
66	829019015	AR	Wire, 600 Volts, Type THW, 14 Ga., Red	74240
67	829019008	AR	Wire, 600 Volts, Type THW, 14 Ga., Black	74240

Floodlight System - Continued



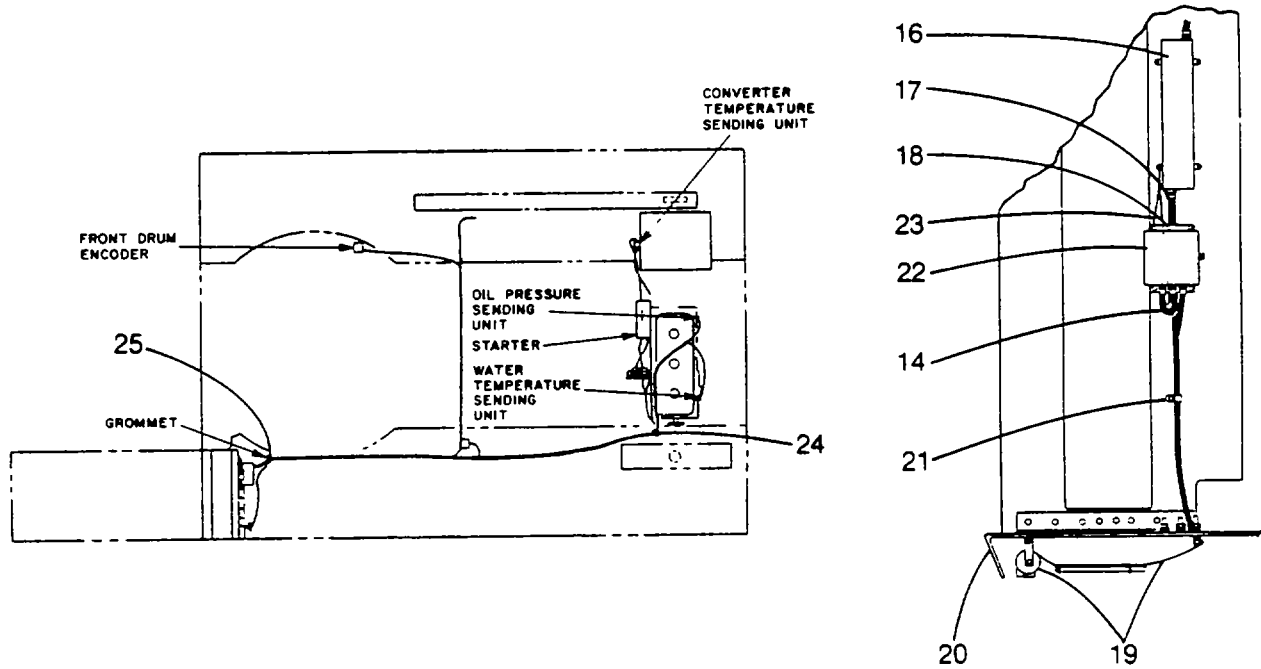
Upper Wiring W/GM Engine



Parts List

R983

Upper Wiring W/GM Engine - Continued



REF.	PART NO.	QTY.	DESCRIPTION	FSCM No.
1	28J917	1	Ground Wire 36422	
2	28J879	2	Wire Assembly	36422
3	25H128	2	Circuit Breaker	36422
4	1X4705	5	Locking Capscrew, Hex Head, UNC Class 2A-Grade 5, 1/4" X 1/2"	72968
5	1X4062	2	Locking Capscrew, Hex Head, UNC Class 2A - Grade 5, 3/8" X 3/4"	72968
	1X3	2	Plain Washer, Hot Rolled Mild Steel, Zinc Plated, 5/16"	86157
6	22J552	1	Bracket 36422	
7	39J218	1	Tube Clamp 36422	
3	22J553	1	Wire Assembly	36422
9	36A2990	1	12 Volt Solenoid	36422
10	22J554	1	Wire Harness	36422
11	22J563	1	Wire Harness	36422
12	22J548	1	Wire Harness	36422
13	22J1099	1	Wire Assembly	36422
14	22J547	1	Wire Harness	36422
15	22J1556	1	Wire Harness	36422
16	26A631	1	Terminal Box 36422	
	1X4705	4	Locking Capscrew, Hex Head, UNC Class 2A-Grade 5, 1/4" X 1/2"	72968

## PARTS LIST

R983

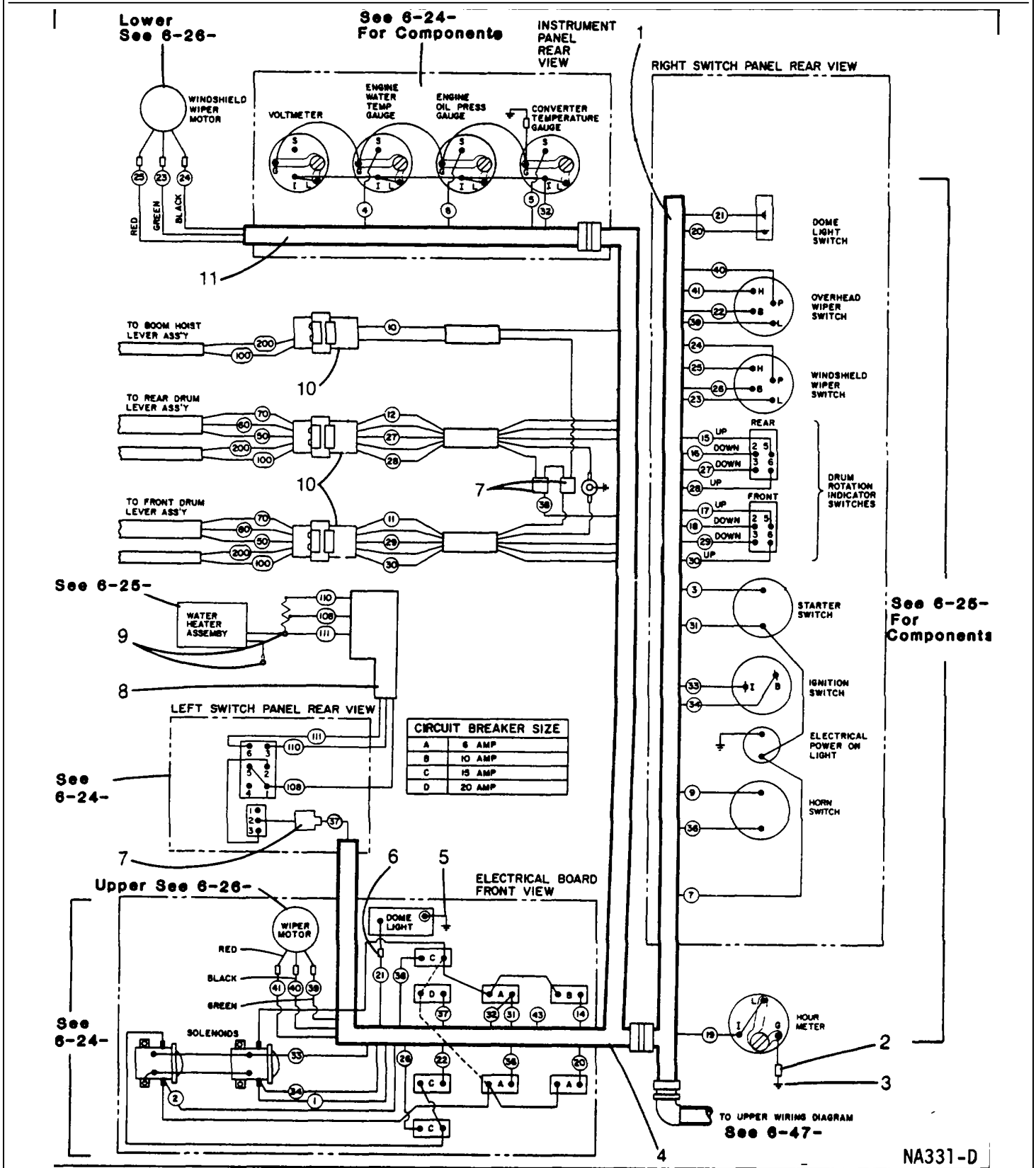
TM 10-3950-263-14&P-3  
M6-47-14.1

Upper Wiring W/GM Engine - Continued				
REF.	PART NO.	QTY.	DESCRIPTION	FSCM No.
17	1X2	4	Plain Washer, Hot Rolled Mild Steel, Zinc Plated, 1/4"	86157
	28A960	2	Strain Relief Bushing	36422
18	1X950	2	Pipe Locknut, Malleable Iron	09505
	28J1609	4	Shock Mount 36422	
	1X5079	4	Locknut, Hexagon, Low Carbon Steel, Zinc Plated, Rockwell C32, Nylon Insert, UNC-3B, 1/4"	72968
19	12A960	1	Horn 36422	
	12A962	1	Nut 36422	
20	12A964	1	Bracket 36422	
	1X4705	1	Locking Capscrew, Hex Head, UNC Class 2A-Grade 5, 1/4" X 1/2"	72968
21	1X2	1	Plain Washer, Hot Rolled Mild Steel, Zinc Plated, 1/4"	86157
	HC2168	1	Tube Clamp 36422	
	1X4705	1	Locking Capscrew, Hex Head, UNC Class 2A-Grade 5, 1/4" X 1/2"	72968
22	28J732	1	Drum Rotation Amplifier	36422
23	22J565	1	Ground Wire 36422	
24	16H24	1	Rubber Grommet	36422
25	19A425	1	Rubber Grommet	36422

M6-47-17.1(3 of 3)



Cab Wiring



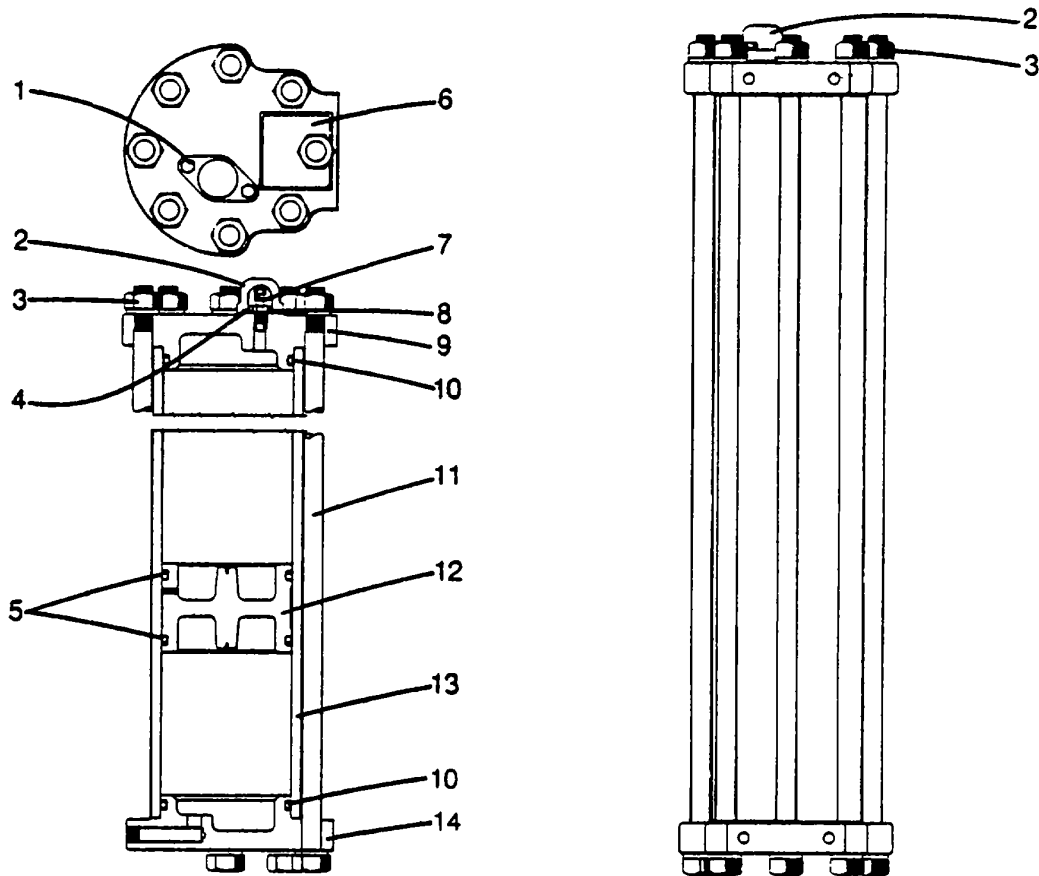
NA331-D

Parts List

Cab Wiring - Continued				
REF.	PART NO.	QTY.	DESCRIPTION	FSCM No.
1	22J1663	1	Wire Harness	36422
2	RC422	6	Receptacle 36422	
3	28J2181	1	Ground Wire 36422	
4	22J1662	1	Wire Harness	36422
5	28J911	1	Ground Wire 36422	36422
6	RC417	8	Wire Terminal	
	RC422	8	Receptacle 36422	36422
7	RC416	3	Three Way Connector	
8	22J1661	1	Wire Harness	
9	12A1193	1	Wire Terminal	36422
	RC326	1	Wire Terminal	36422
10	28J1595	3	Receptacle 36422	
11	28J939	1	Harness 36422	

No	Color	Function	No	Color	Function
1	Red	+12 VDC - Mn. Brk	26	Wht	Wiper Mot.
2	Red	+12 VDC - Mn. Brk	27	Grn	R.D. Indic. - Lev.
3	Wht	Starter	28	Grn	R.D. Indic. - Lev.
4	Brn	Water Temp	29	Yel	F.D. Indic. - Lev.
5	Orn	Convert. Temp	30	Blue	F.D. Indic. - Lev.
6	Blue	Oil Pres.	31	Wht	Starter Switch
7	Grn	Fuel Shutdown	32	Wht	Gauges
9	Org	Horn	33	Wht	Ignition Switch - Sol.
10	Blue	B.H. Planet	34	Red	Ignition Switch
11	Grn	F.D. Planet	36	Red	Horn
12	Brn	R.D. Planet	37	Wht	Heater
14	Wht	Rot. Indic. Amp	38	Orn	Rt. Lev.
15	Grn	R.D. Rot. Indic	39	Grn	Upper Wiper - Low.
16	Orn	R.D. Rot. Indic	40	Blk	Upper Wiper - Park
17	Blue	F.D. Rot. Indic	41	Red	Upper Wiper - High
18	Yel	F.D. Rot. Indic	50	Blk	Ground Lev.
19	Grn	Hourmeter	60	Brn	Rot. Indic. (Blue Button)
20	Red	Dome Light	70	Wht	Rot. Indic. (Gold Button)
21	Blue	Switch - Light	100	Blue	Two Speed
22	Wht	Upper Wiper	108	Wht	Heater - Med.
23	Grn	Lower Wiper Switch	110	Red	Heater - Low
24	Blk	Wiper - Park	111	Vio	Heater - High
25	Red	Wiper - High	200	Orn	Two Speed

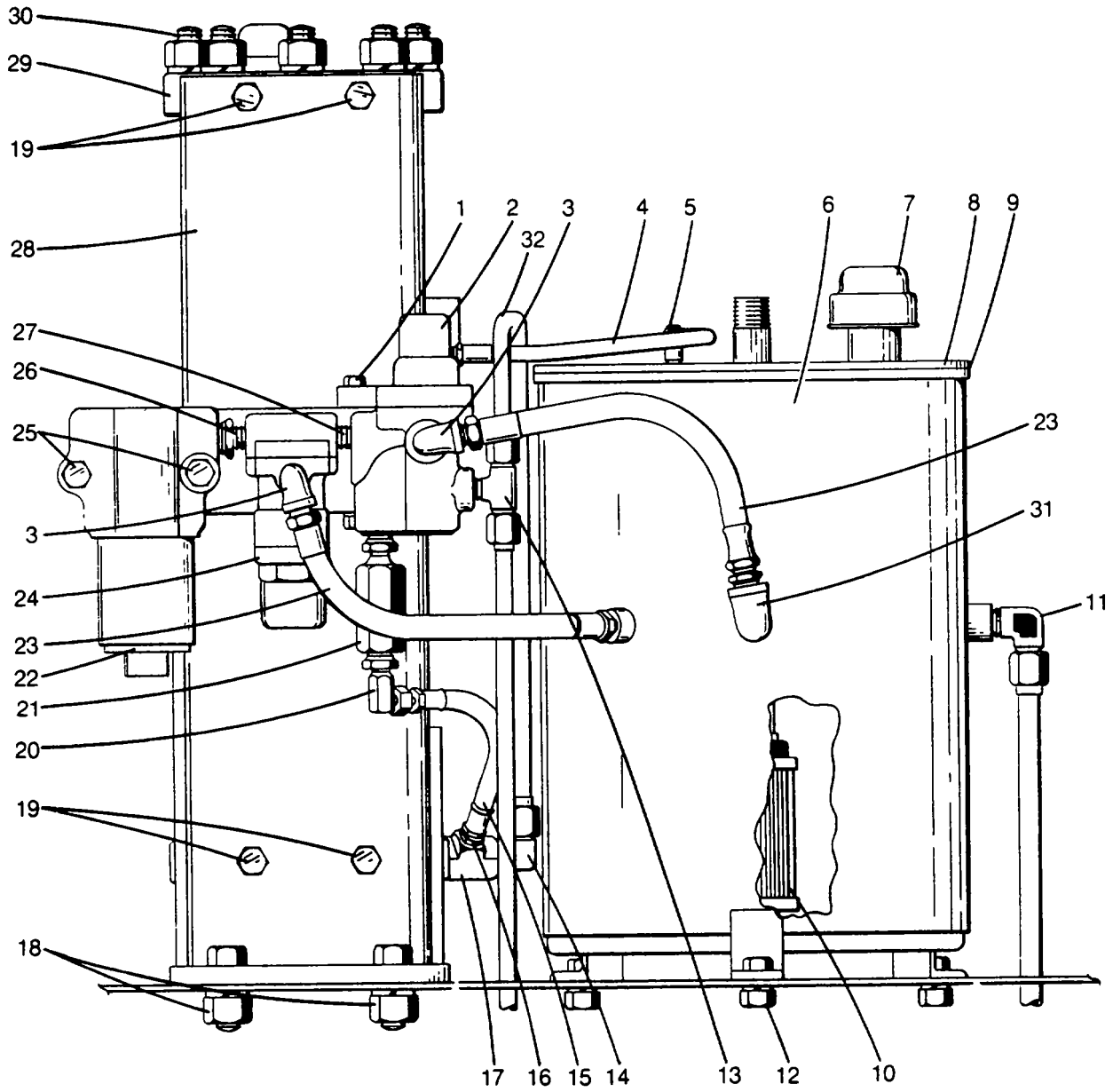
**Parts List**  
Accumulator Assembly



Z198-D

REF.	PART NO.	QTY.	DESCRIPTION	FSCM No.
1	JC2598 1X3968	1 2	Accumulator Assembly Locking Capscrew, Hex Head, UNC Class 2A- Grade 5, 5/16" X 3/4"	36422 72968
2	JC2593	1	Filler Cap	36422
3	1X4513	8	Locknut, Hexagon Low Carbon Steel, Zinc Plated, Rockwell C32 Nylon Insert, UNC-3B,3/4"	72968
4	28J94	1	"O"-Ring 36422	
5	JC2299	2	"O"-Ring 36422	
	1J939	2	Back-Up Ring	36422
6	1J3629	1	Label - Metal Pressure Vessel	36422
7	JC2601	1	Air Valve Assembly	36422
8	JC2706	1	Washer 36422	
9	JC3551	1	Accumulator Top	36422
10	JC2299	2	"O"-Ring 36422	
11	JC2305	8	Tie Bolt 36422	
12	JC3102	1	Piston 36422	
13	JC2301	1	Body 36422	
14	JC3550	1	Accumulator Bottom	36422

Hydraulic Power Assembly



## Parts List

R384

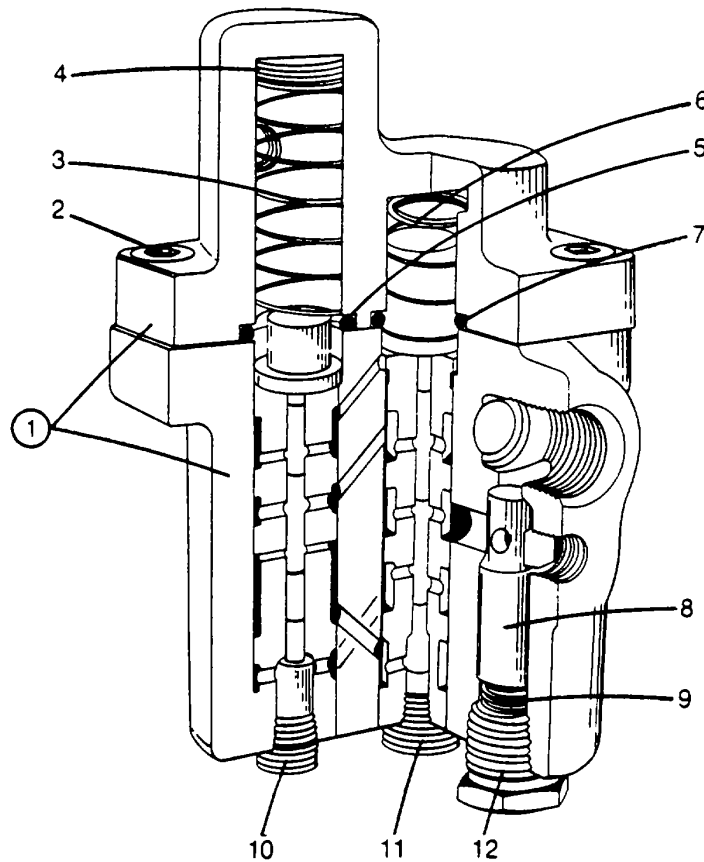
## Hydraulic Power Assembly - Continued

REF.	PART NO.	QTY.	DESCRIPTION	FSCM No.
1	1X3843	1	Capscrew, Hex Head, UNC Class 2A - Grade 5, 3/8" X 4-1/2"	90483
2	JC1795	1	Unloading Valve, See M7-2-1.0	36422
3	1X926	2	900 Street Elbow, Malleable Iron, 3/8"	09505
4	1D41	1	Hose Assembly	36422
5	AC82	1	Elbow 36422	
6	1J1665	1	Sump Tank 36422	
	1X831	1	Pipe Plug, Square Head, Steel, 1"	09505
7	JC3089	1	Breather And Dipstick	36422
8	1J1666	1	Cover 36422	
	1X829	1	Pipe Plug, Square Head, Steel, 1/2"	09505
	IX3717	8	Capscrew, Hex Head, UNC Class 2A - Grade 5, 3/8" X 3/4"	90483
	IX28	8	Spring Lockwasher, Medium Series, Carbon Steel, Natural, 3/8"	20859
9	JC2192	1	Gasket 36422	
10	JC3896	1	Strainer 36422	
	BC596	1	Magnetic Plug	36422
11	1X1174	1	90° Male Elbow, 37° Flare, Steel, 5/8" X 1/2"	09505
12	1X2147	3	Capscrew, Hex Head, UNC Class 2A - Grade 5, 1/2" X 1-1/4"	90483
	IX3808	3	Locknut, Hexagon, Low Carbon Steel, Zinc Plated, Rockwell C32, Nylon Insert, UNC 3B, 1/2"	72968
13	1X1629	1	Male Branch Tee, 37° Flare, Steel, 1/2" X 3/8"	09505
14	1J1189	1	Elbow 36422	
15	JC2484	1	Hose Assembly	36422
16	IX2168	1	Pipe Reducer Bushing, Carbon Steel, 3/8" X 1/4"	09505
17	JR880	1	Tee 36422	
18	1X3748	2	Capscrew, Hex Head, UNC Class 2A - Grade 5, 3/4" X 1-3/4" (Shown)	90483
	1X3724	2	Capscrew, Hex Head, UNC Class 2A, Grade 5, 3/4" X 3-3/4" (Far Side)	90483
	IX4513	4	Locknut, Hexagon, Low Carbon Steel, Rockwell C32, Nylon Insert, UNC-3B, 3/4"	72968
19	1X5137 X 1-1/4"	4	Locking Capscrew, Hex Head, UNC Class 2A, Grade 5, 1/2"	72968
20	JC2478	1	Elbow 36422	
21	JC4254	1	Check Valve, See M7-2-2.0	36422
22	31J2570	1	Oil Filter, See M7-2-29.0	36422
23	JC2480	2	Hose Assembly	3642?
24	JC1683	1	Relief Valve, See M7-2-4.0	36422
25	1X3822	2	Capscrew, Hex Head, UNC Class 2A, Grade 5, 1/2" X 4"	90483
	1X3808	2	Locknut, Hexagon, Low Carbon Steel, Zinc Plated, Rockwell C32, Nylon Insert, UNC-3B, 1/2"	72968
26	JR978	1	Nipple 36422	
27	IX989	1	Pipe Nipple, Standard Weight, Wrought Steel, Black 1/2" X 1-1/2"	09505
28	JC2628	1	Accumulator Mounting Bracket	36422
29	JC2598	1	Accumulator Assembly, See M7-1-7.0	36422
30	JC2305	8	Threaded Rod	36422
	IX155	8	Finished Hexagon Nut, Course Thread, Carbon Steel, 3/4"	90483
	1X32	8	Spring Lockwasher, Medium Series, Carbon Steel, Natural, 3/4"	20859
31	1X927	1	90° Street Elbow, Malleable Iron, 1/2"	09505
32	JR882	1	Tube Assembly	36422

M7-1-23.0 (2 of 2)

**Parts List**  
Unloading Valve

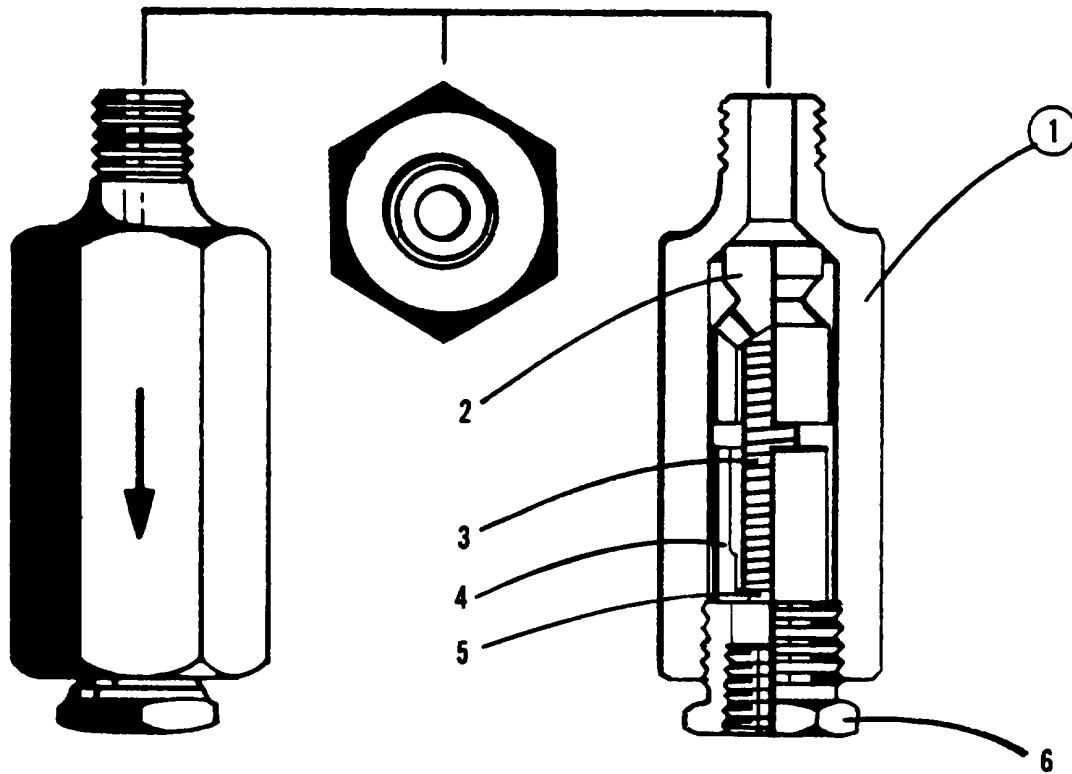
TM 10-3950-263-14&P-3  
M7-2-1.0



REF.	PART NO.	QTY.	DESCRIPTION	FSCM No.
1	JC1795	1	Unloading Valve Assembly	36422
2	1X477	6	Capscrew, Hex Socket Head, NC-3 Threads, Heat Treated Alloy Steel, Grade 8, 3/8" X 3/4"	90483
3	JC1805	1	Spring 36422	
4	JC1806	1	Shim, 16 Ga. 36422	
	JC1807	1	Shim, 20 Ga. 36422	
	JC1808	4	Shim, 28 Ga. 36422	
5	JC1813	1	"O" Ring 36422	
6	JC1801	1	Spring 36422	
7	CM285	1	"O" Ring 36422	
8	JC1811	1	Poppet 36422	
9	JC1812	1	Spring 36422	
10	JC2475	1	Extension Plug	36422
11	1X825	1	Pipe Plug, Hex Socket, Heat Treated Alloy Steel, 3/8"	09505
12	IX2169	1	Pipe Reducer Bushing, Carbon Steel, Zinc Plated, NPTF, 1/2" X 1/4"	09505

**Parts List**  
Check Valve Assembly

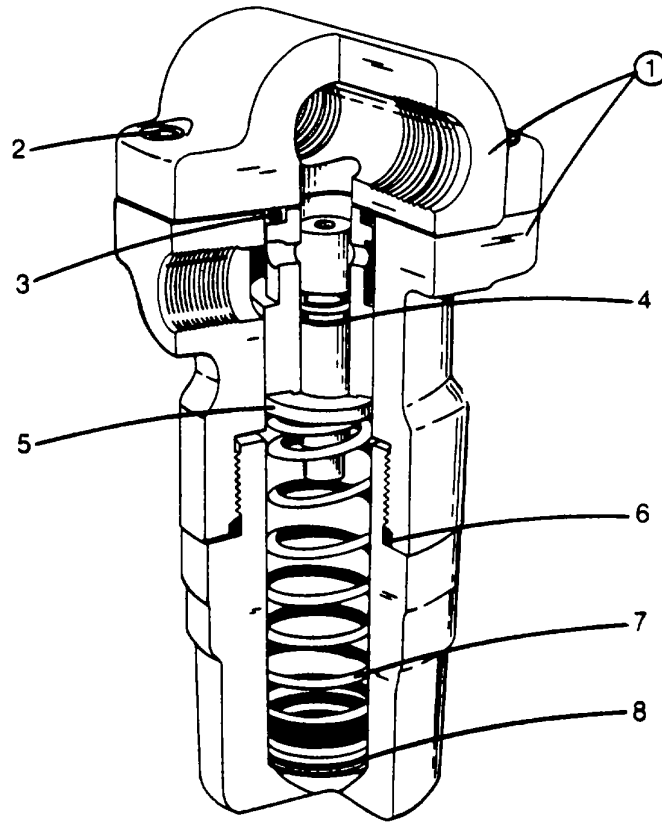
TM 10-3950-263-14&P-3  
M7-2-2.0



REF.	PART NO.	QTY.	DESCRIPTION	FSCM No.
1	JC4254	1	Check Valve Assembly	36422
2	JC2766	1	Poppet 36422	
3	JC1812	1	Spring 36422	
4	JC4256	1	Spring Guide 36422	
5	JC2481	1	Washer 36422	
6	1X2169	1	Pipe Reducer Bushing, Carbon Steel, 1/2" X 1/4"	90483

**Parts List**  
Relief Valve Assembly

TM 10-3950-263-14&P-3  
M7-2-4.0



REF.	PART NO.	QTY.	DESCRIPTION	FSCM No.
1	JC1683	1	Relief Valve Assembly	36422
2	1X1278	4	Capscrew, Hex Socket Head, NC-3 Threads, Heat Treated Alloy Steel, Grade 8, 5/16" X 3/4"	90483
3	JM2599	1	"O" Ring 36422	
4	AC1474	1	"O" Ring 36422	
5	JC1491	1	Spring Cap	36422
6	SM477	1	"O" Ring 36422	
7	JC1689	1	Spring 36422	
8	JC1690	3	Shim, 20 Ga.	36422
	JC1691	4	Shim, 28 Ga.	36422

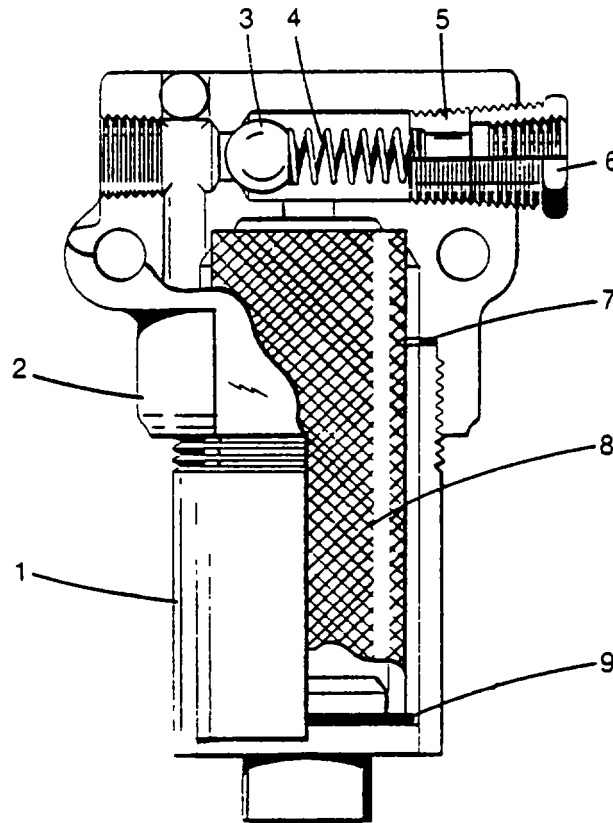


Parts List

R1083

M7-2-29.0

Oil Filter Assembly

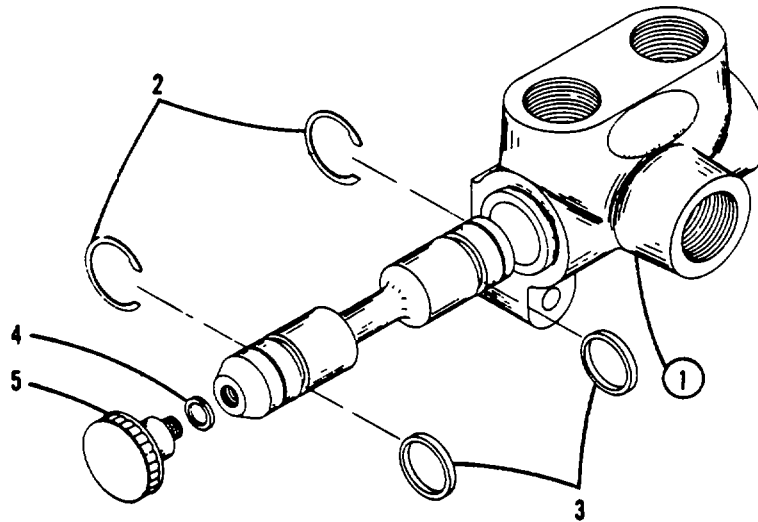


Z146-B

REF.	PART NO.	QTY.	DESCRIPTION	FSCM No.
	31J2570	1	Oil Filter Assembly	36422
1	31J2558	1	Housing	36422
2	8J575	1	Body	36422
3	AC421	1	Ball	36422
4	JC1874	1	Compression Spring	36422
5	8J586	1	Round Bar	36422
6	12A892	1	Pipe Bushing	36422
7	8J615	1	Teflon Gasket (Part Of PX316 But May Be Ordered Separately)**	36422
8		1	Element (Part Of PX316 Kit But May Not Be Ordered Separately)**	36422
9	8C43	2	"0" Ring	36422
	8J579	1	Washer	36422
**	PX468		Kit Composed Of One Element And One Gasket	36422

**Parts List**

Selector Valve Assembly

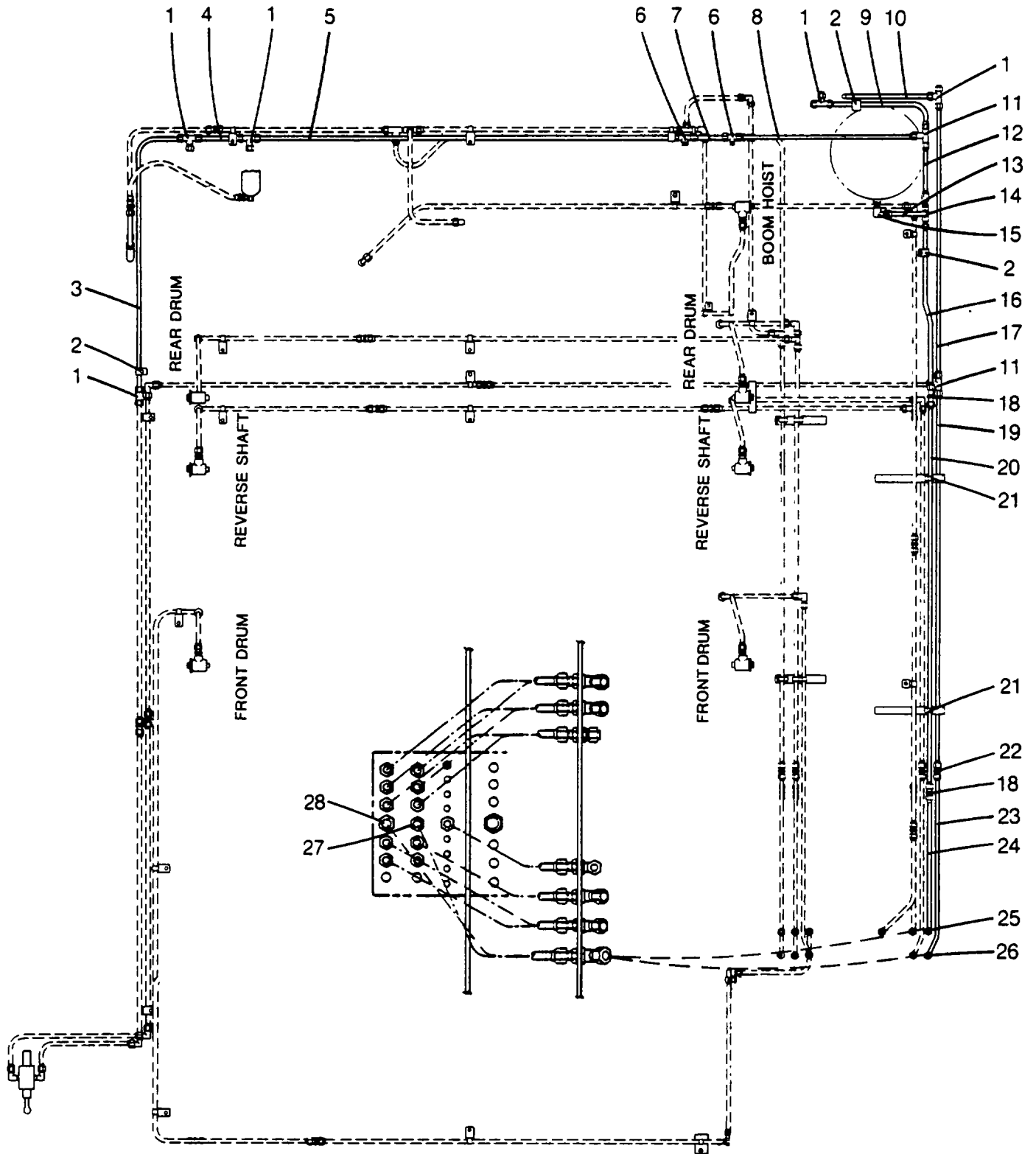


REF.	PART NO.	QTY.	DESCRIPTION	FSCM No.
1	1J2220	1	Valve Assembly	36422
2	3J716	2	Snap Ring	*
3	3J717	2	Quad Ring	*
4	3J718	1	Lockwasher	*
5	3J715	1	Control Knob	*
* See Vendor Annex List For FSCM NO.				

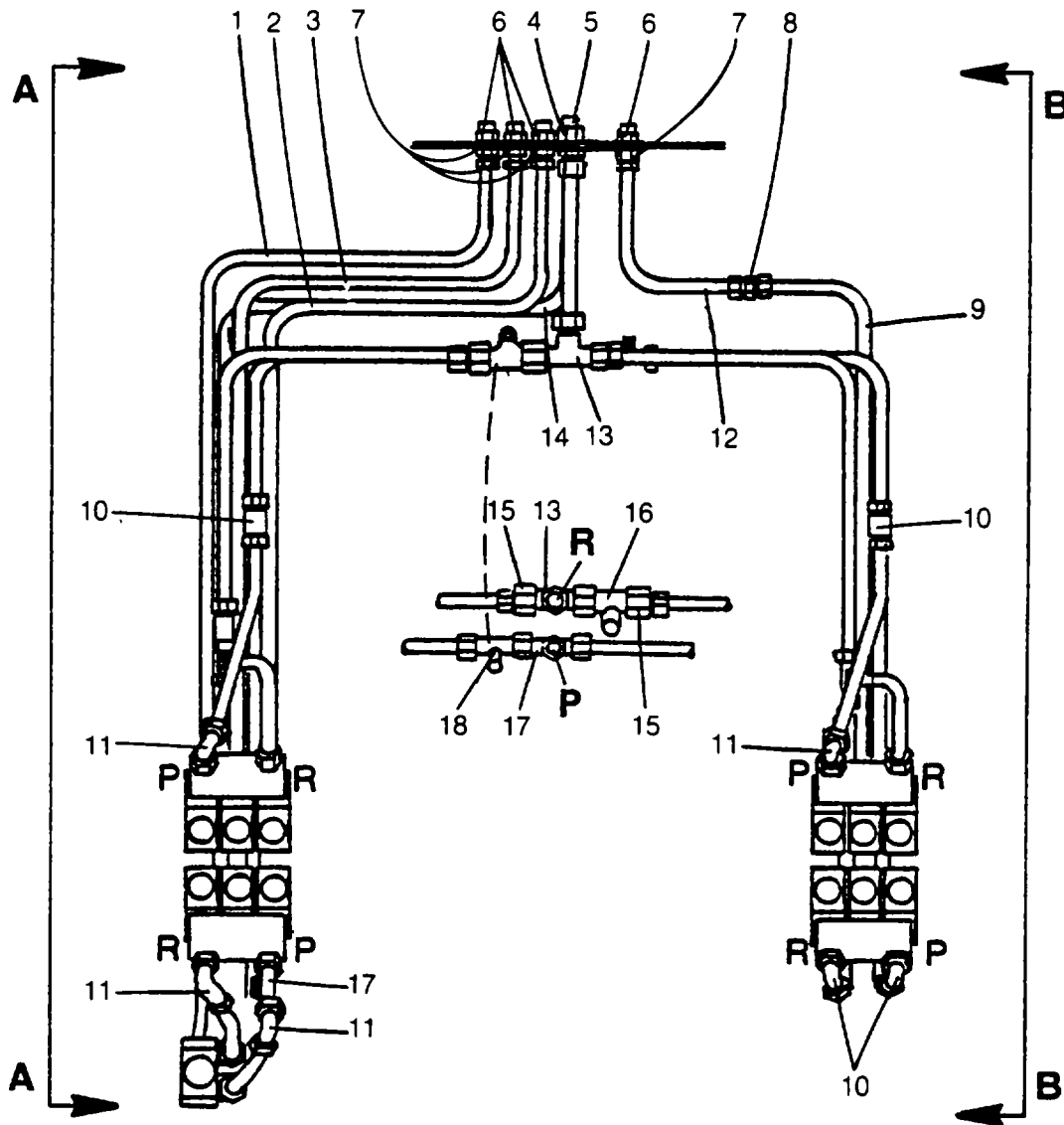
Parts List

M7-4-101.1

Pressure And Return Lines



Parts List		R284		
Pressure And Return Lines				
REF.	PART NO.	QTY.	DESCRIPTION	FSCM No.
1	1X1149	5	Union Tee, 370 Flare, Steel, Zinc Plated, 1/2"	09505
	JR862	5	Cap	36422
2	JC2987	2	Bracket	36422
3	22J648	1	Tube Assembly	36422
4	18J708	1	Tube Assembly	36422
5	22J918	1	Tube Assembly	36422
6	1X2315	2	Tee, Female Branch, 370 Flare, Steel, Zinc Plated, 1/2" x 3/8"	09505
	JR861	2	Plug	36422
7	18J718	1	Tube Assembly	36422
8	18J286	1	Tube Assembly	36422
9	22J1100	1	Tube Assembly	36422
10	22J623	1	Tube Assembly	36422
11	1X1149	2	Union Tee, 370 Flare, Steel, Zinc Plated, 1/2"	09505
12	18J282	1	Tube Assembly	36422
13	18J543	1	Tube Assembly	36422
14	1X1938	1	Tee, Female Run, 370 Flare, Steel, Zinc Plated, 5/8" x 1/2"	09505
	1X1153	1	Male Connector, 370 Flare, Steel, 1/2" x 1/2"	09505
15	IX1174	1	Male Elbow, 90°, 370 Flare, Steel, 5/8" x 1/2"	09505
16	18J1308	1	Tube Assembly	36422
17	22J619	1	Tube Assembly	36422
18	1X1158	2	Union, 370 Flare, Steel, 5/8"	09505
19	9J228	1	Tube Assembly	36422
20	1J2661	1	Tube Assembly	36422
21	JC2280	2	Tube Clamp	36422
22	IX1157	1	Union, 37° Flare, Steel, 1/2"	09505
23	22J617	1	Tube Assembly	36422
24	18J1310	1	Tube Assembly	36422
25	IX5176	1	Bulkhead, Straight, Steel, Cadium Plated, ANSI Spec. B2.2-1965 Threads, 450, 5/8"	09505
26	28J587	1	Bulkhead	36422
27	28J560	1	Hose Assembly	36422
28	47A760	1	Hose Assembly	36422



NA347-A

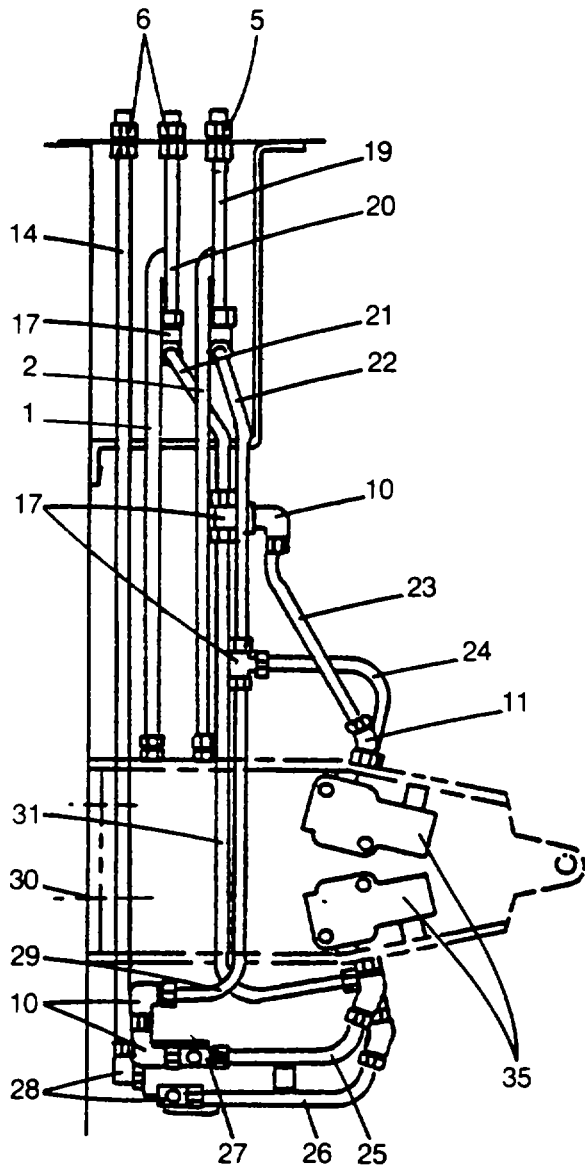
## Parts List

R1183

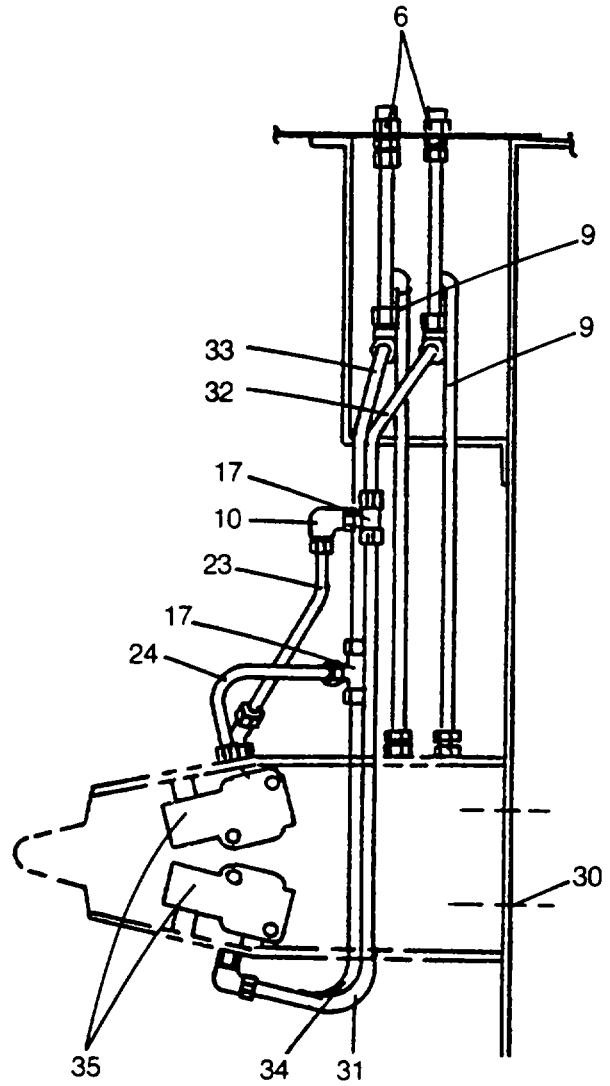
## Cab Plumbing - Continued

REF.	PART NO.	QTY.	DESCRIPTION	FSCM No.
1	22J1606	2	Tube Assembly	36422
2	22J1608	2	Tube Assembly	36422
3	22J1610	2	Tube Assembly	36422
4	1X4065	1	Lockwasher, Internal Tooth, Carbon Steel, Type A, 7/8"	20859
5	1X4566	1	Bulkhead Union, Tube Fitting, 370 Flared Ends, Body W/Locknut Straight Threads Both Ends, Cadmium Plated Steel, 5/8"	09505
6	1X4304	10	Bulkhead Union, Tube Fitting, 37° Flared Ends, Body W/Locknut Straight Threads Both Ends, Cadmium Plated Steel, 1/2"	09505
7	1X46	10	Lockwasher, Internal Tooth, Carbon Steel, Type A, 3/4"	20859
8	1X1157	1	Union, 37° Flare, Steel, 1/2"	09505
9	22J973	2	Tube Assembly	36422
10	1X2802	6	90° Swivel Nut Elbow, 37° Flare, Steel, 1/2" X 3/4"	09505
11	1X4517	4	45° Swivel Nut Elbow, 37° Flare, Steel, 1/2" X 3/4"	09505
12	22J1602	2	Tube Assembly	36422
13	1X2194	1	Union Tee, 37° Flare, Steel, 5/8"	09505
14	22J1604	1	Tube Assembly	36422
15	1X4450	2	Tube End Reducer, 37° Flare, Steel, 5/8" X 1/2"	09505
16	1X3658	1	Swivel Nut Run Tee, 37° Flare, Steel, 5/8"	09505
17	1X1149	5	Union Tee, 37° Flare, Steel, 1/2"	09505
18	1X3276	1	Swivel Nut Run Tee, 37° Flare, Steel, 1/2"	09505
19	22J1598	1	Tube Assembly	36422
20	22J1596	1	Tube Assembly	36422
21	22J981	1	Tube Assembly	36422
22	22J1734	1	Tube Assembly	36422
23	22J990	2	Tube Assembly	36422
24	22J998	2	Tube Assembly	36422
25	22J936	1	Tube Assembly	36422
26	22J935	1	Tube Assembly	36422
27	1X4149	1	Straight Thread Branch Tee, 37° Flare Steel W/Locknut, Washer, And "O"-Ring 1/2" X 3/4"	09505
28	1X2810	2	90°, Straight Thread Elbow Steel, W/Locknut, Washer & "O"-Ring 1/2" X 3/4"	09505
29	22J986	1	Tube Assembly	36422
30	1X4062	8	Locking Capscrew, Hex Head, UNC Class 2A - Grade 5, 3/8" X 3/4"	72968
31	22J992	2	Tube Assembly	36422
32	22J1732	1	Tube Assembly	36422
33	22J987	1	Tube Assembly	36422
34	22J996	1	Tube Assembly	36422
35			Control Valve (See Keysheet 7-8-1.17)	

Cab Plumbing - Continued



A - A



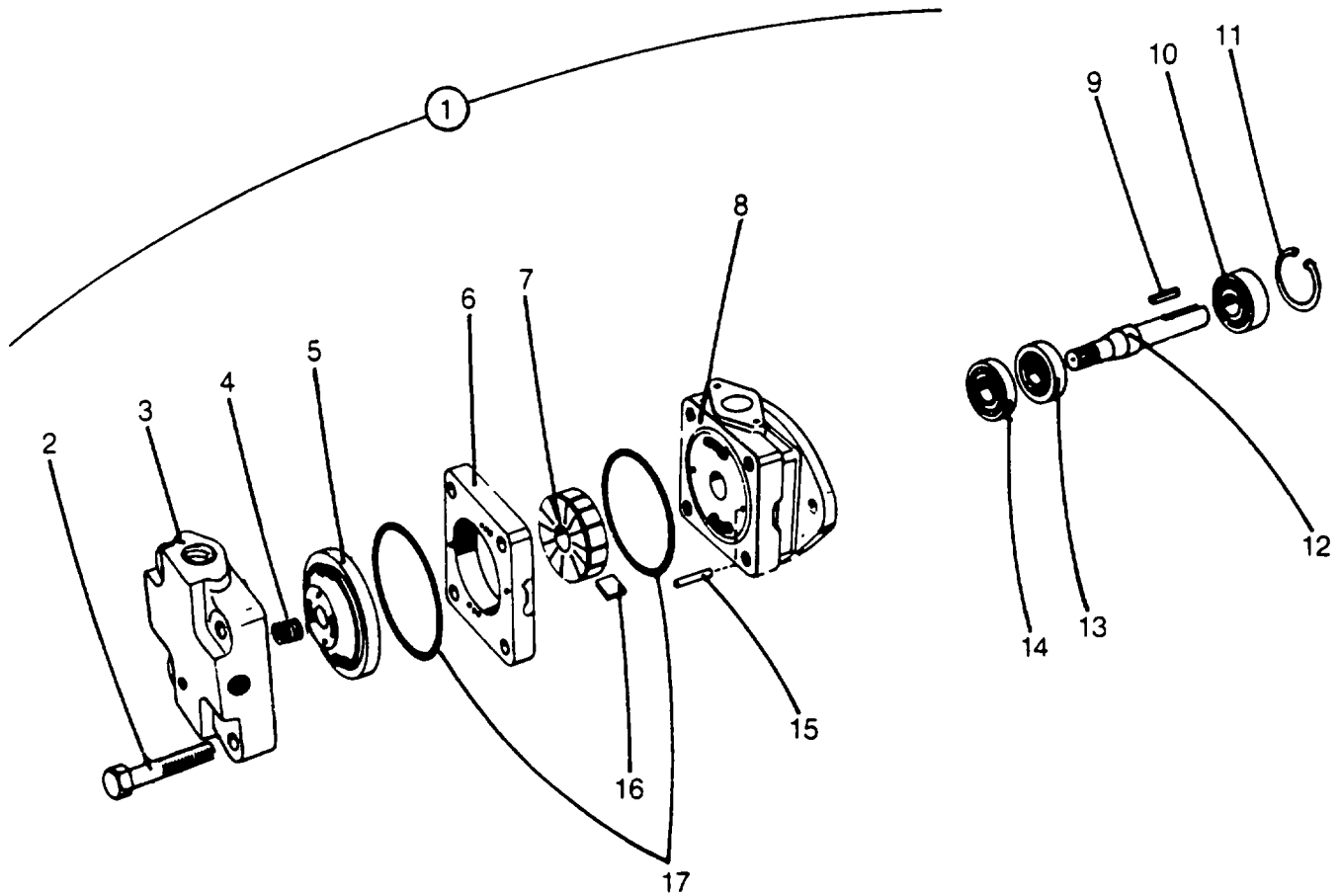
B - B

NA347-A

Parts List

M7-5-1.0

Pump Assembly, Left Hand



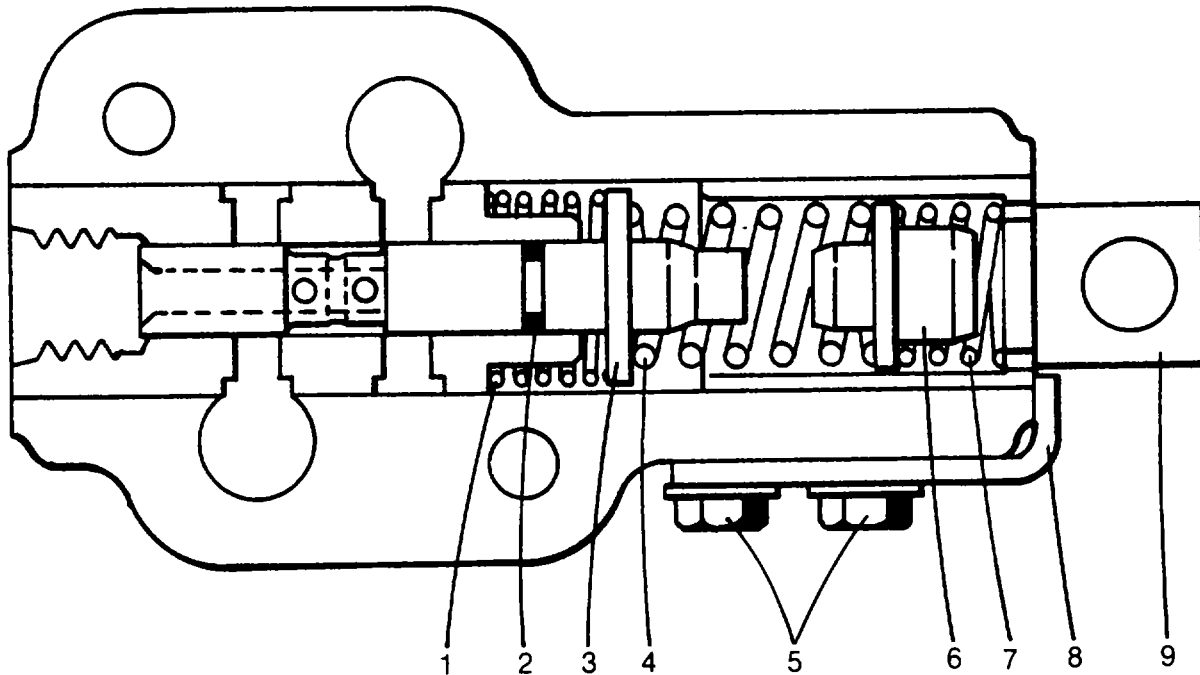
REF.	PART NO.	QTY.	DESCRIPTION	FSCM No.
1	1J2600	1	Hydraulic Pump Assembly	36422
2	3J129	4	Screw For	*
3	3J130	1	Cover	*
4	3J60	1	Spring	*
5	3J66	1	Pressure Plate	*
6	3J61	1	Ring	*
7	3J65	1	Rotor	*
8	3J128	1	Body	*
9	3A2997	1	Key	*
10	1X2176	1	Ball Bearing, Single Row Radial, AFBMA Type BC, Light Series, Seals Both Sides, Non-filling Slot Assembly .7874 I.D. X 1.8504 O.D. X .5512	91936
11	JC1373	1	Snap Ring	36422
12	3J62	1	Shaft	*
13	3J3511	1	Seal	*
14	IX2178	1	Ball Bearing, Single Row, Non-filling Slot Assembly, Deep Groove, Conrad Type, AFBMA Type BC, Light Duty, Plain, .6693 I.D. X 1.5748 O.D. X .4724	91936
15	2161	2	Pin	36422
16	3J79	1	Van Kit	*
17	3J67	2	"O" Ring Kit	*
	3J80	1	Pump Kit, Consists Of Items 6,7,16,17	*



Parts List

M7-8-94.0

Control Valve



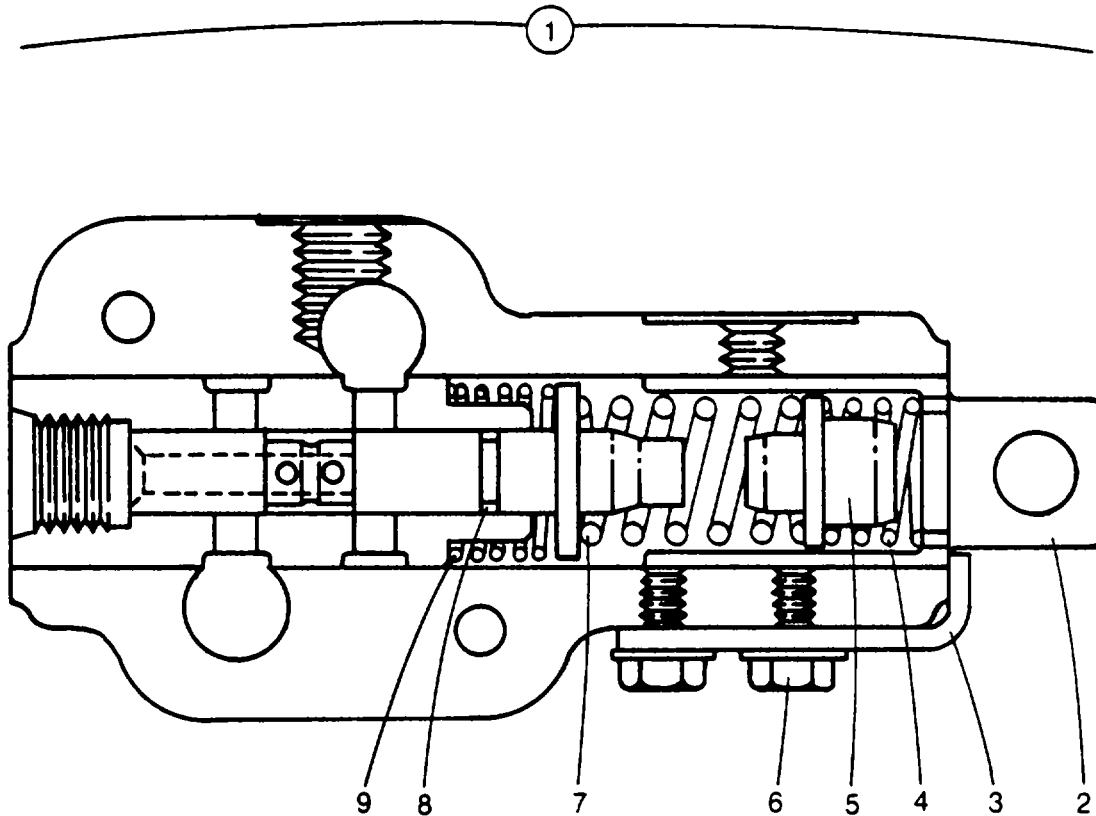
NA239-A

REF.	PART NO.	QTY.	DESCRIPTION	FSCM No.
	22J730	1	Control Valve Assembly	36422
1	1J1663	1	Spring	36422
2	AC1474	1	"0" Ring36422	
3	JC1491	1	Spring Cap	36422
4	1J577	1	Spring	36422
5	1X2404	2	Plain Washer, Hot Rolled Mild Steel, Zinc Plated, 1/4"	86157
	1X4705	2	Locking Capscrew, Hex Head, UNC Class 2A, Grade 5, 1/4" X 1/2"	72968
6	1J575	1	Spring Spacer	36422
7	1J576	1	Spring	36422
8	8J38	1	Valve Cap Stop	36422
9	8J32	1	Valve Cap	36422

Parts List

M7-8-117.0

Control Valves



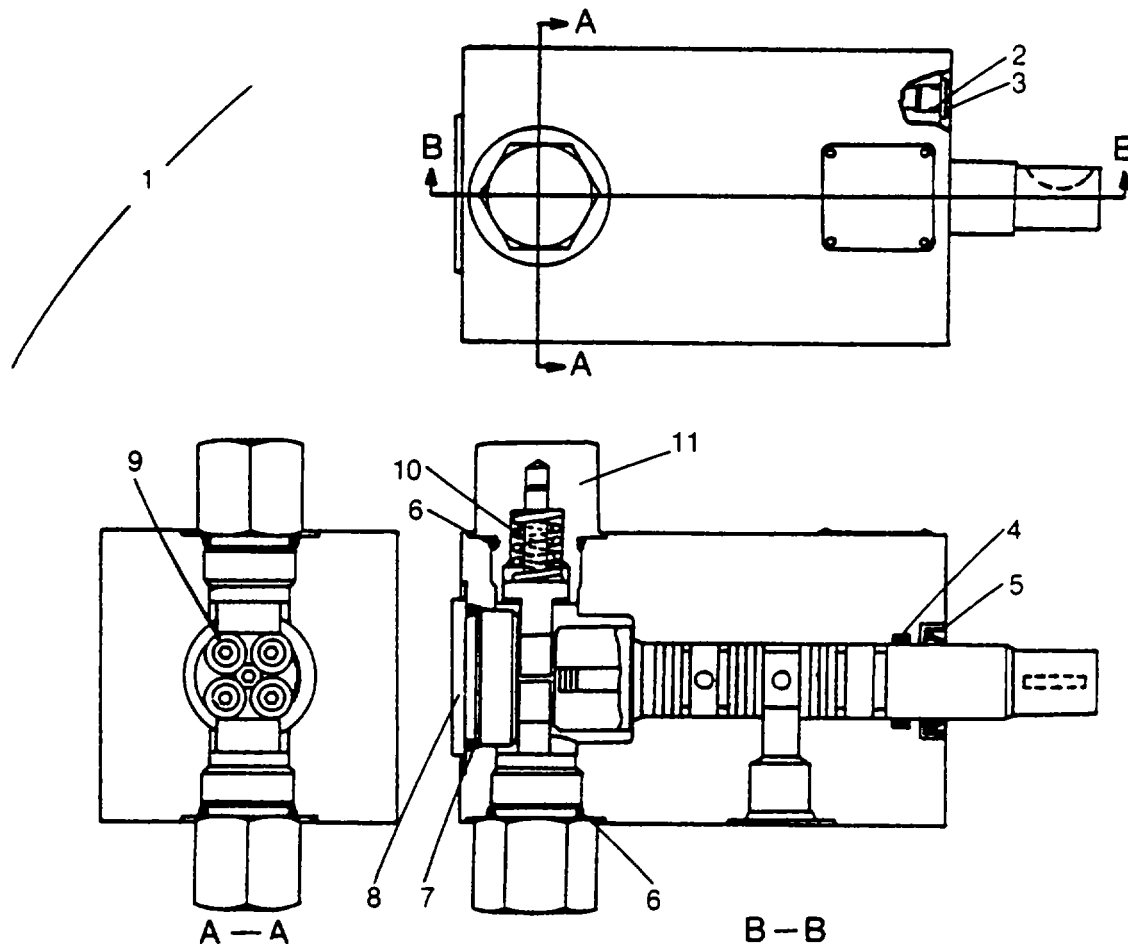
NA306-A

REF.	PART NO.	QTY.	DESCRIPTION	FSCM No.
1	22J697*	1	Valve, Front Drum Hoist, B.H. Lowering	36422
	22J700*	1	Valve, Front Drum Lowering, B.H. Hoist	36422
	22J703*	1	Valve, Swing, Rear Drum Hoist And Lowering	36422
2	8J32	1	Valve Cap	36422
3	8J38	1	Valve Stop	36422
4	1J576	1	Compression Spring	36422
5	1J575	1	Spacer	36422
6	1X4705	2	Locking Capscrew, Hex Head, UNC Class 2A Grade 5, 1/4" X 1/2"	72968
	1X2404	2	Plain Washer, Hot Rolled Mild Steel, Zinc Plated, 1/4"	86157
7	1J577	1	Compression Spring	36422
8	AC1474	1	"O" Ring	36422
9	1J1663	1	Spring	36422
* For Precise Location See M7-10-28.0				

Parts List

M7-8-153.0

Boom Hoist Kickout Valve

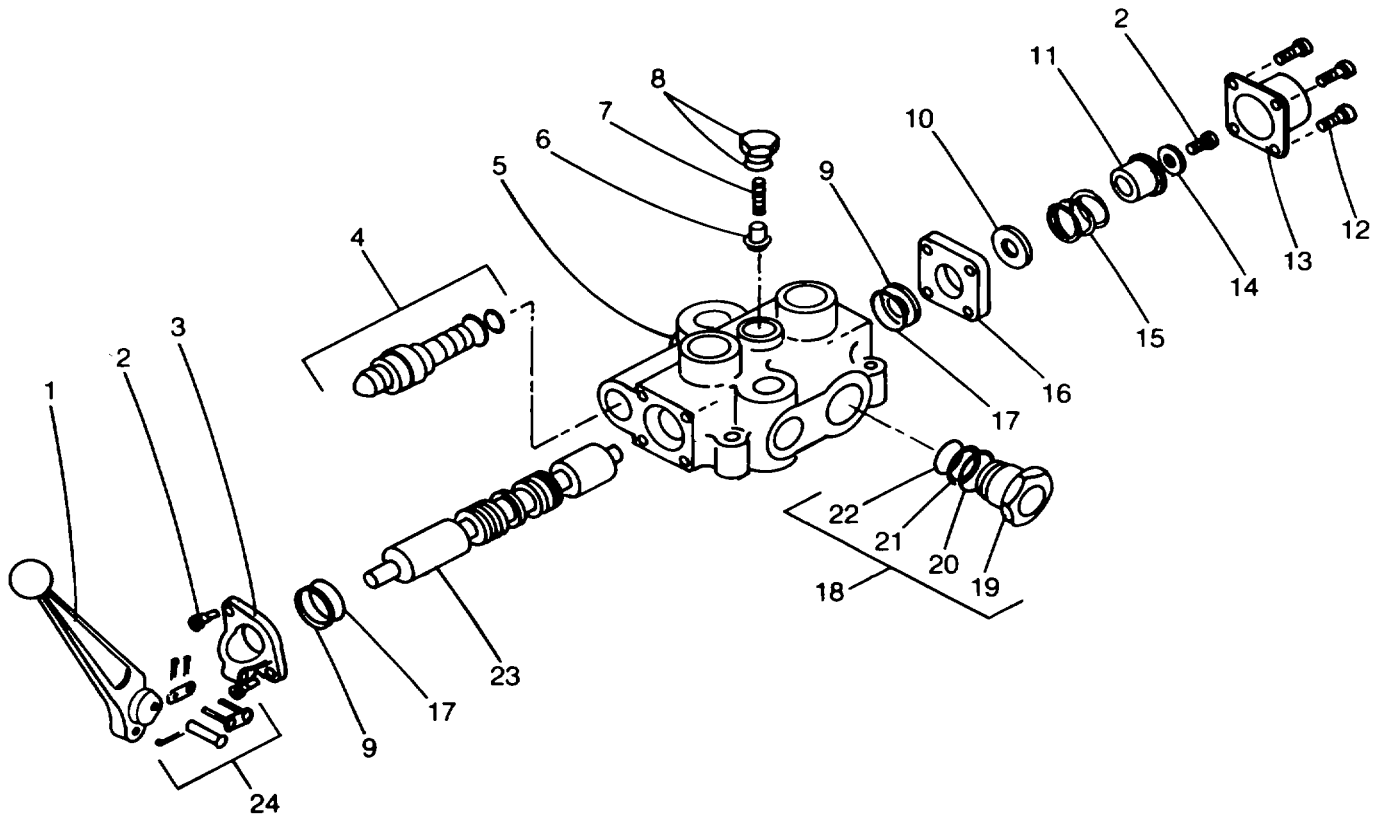


NA343-A

REF.	PART NO.	QTY.	DESCRIPTION	FSCM No.
1	22J1763	1	B/H Valve Assembly	36422
2	1X5923*		"0" Ring, 90 Durometer .239" X .064"	17506
3	1X5922	2	Plug-Hex Socket, "O" Ring Boss w/o O-ring, Steel, Zinc Plated, 5/16"	09505
4	JM2599*	1	"0" Ring36422	
5	22J1454*	1	Rod Wiper	36422
6	36J747*	2	"0" Ring36422	
7	20J772*	1	"0" Ring36422	
8	1X4718	1	Plug-Hex Socket, "O" Ring Boss w/o O-ring, Steel, Zinc Plated, 5/8"	09505
9	1X5611	4	Needle Roller Bearing, Cam Follower Type, AFBMA, Type N15, Series 25, 1/2" Dia. X 5/8" Lq.	36422
10	22J1455*	2	Spring	36422
11	22J1758	2	Actuator Pin	36422
	*		Items Are Part Of 3X278 Seal Kit	

Parts List

Control Valve



REF.	PART NO.	QTY.	DESCRIPTION	FSCM No.
	22J1759	1	Valve Assembly	36422
1	3J5985	1	Handle	*
2	3J5997	3	Capscrew	*
3	3J5988	1	Bracket	*
4	3J5987	1	Relief Assembly	*
5	**	1	Body (Ref. Only)	
6	3J5983	1	Load Check Poppet	*
7	3J5996	1	Spring	*
8	3J5986	1	Check Plug	*
9	3J5994	2	Spool Washer	*
10	3J5990	1	Stop Washer	*
11	3J5991	1	Stop Collar	*
12	3J5998	4	Capscrew	*
13	3J5992	1	End Cap	*
14	3J5989	1	Washer	*
15	3J5995	1	Centering Spring	*
16	3J5993	1	End Spacer	*
17	3J5999	2	Spool Seal	*
18	3J6001	1	Plug Assembly	*
19	3J6002	1	Plug	*
20	3J6003	1	"O" Ring	*
21	3J6004	1	Back-Up Ring	*

Parts List

R883

M7-9-37.0

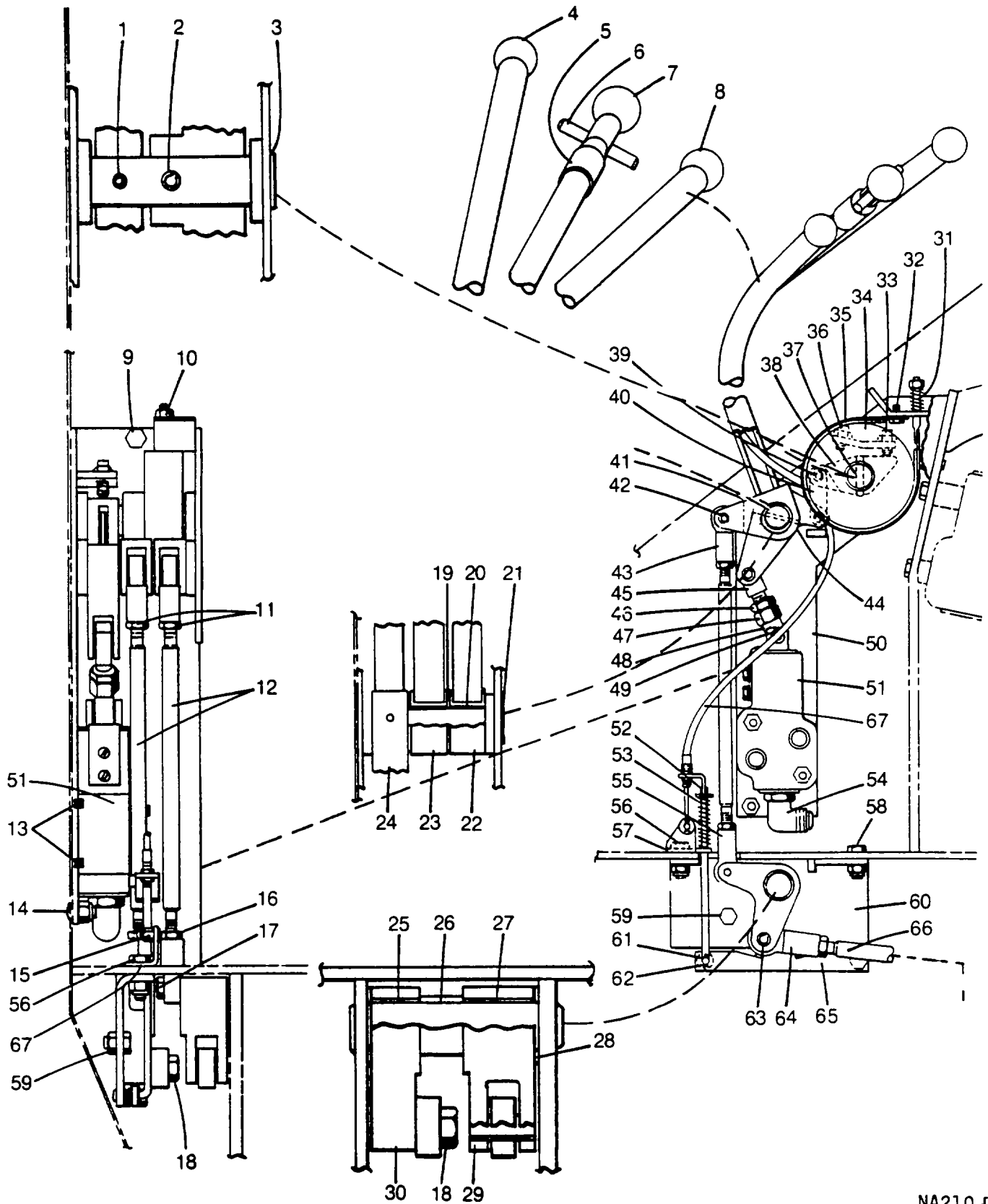
Control Valve - Continued				
REF.	PART NO.	QTY.	DESCRIPTION	FSCM No.
22	3J6005	1	"O" Ring	*
23	**	1	Spool (Ref. Only)	*
24	3J5984	1	Pin Kit	*
	3X335	1	Complete Seal Kit	*
	*		See Vendor Annex List For FSCFM No.	
	**		These Items Are Not Sold Separately, Replace Entire Assembly.	

Parts List

R883

M7-9-37.0

Master Clutch, Swing Brake And Lock Controls



NA210-D

## Parts List

R883

Master Clutch, Swing Brake And Lock Controls				
REF.	PART NO.	QTY.	DESCRIPTION	FSCM No.
1	IX1751	1	Rollpin, Carbon Steel, 1/4" X 1-1/2"	09505
2	1X2437	1	Rollpin, Carbon Steel, 3/8" X 1-3/4"	09505
3	1X4214	2	Coiled Steel Journal Bearing, Carbon Steel IW/Woven Teflon Fiber I.D. Surface, 1.000" Shaft Dia. X 1.245" Housing Bore X .500"	80657
4	12J337	1	Knob And Ring Assembly Swing Brake Control	36422
5	22J1068	1	Knob, 1" Diameter	36422
	IX2403	1	Plain Washer, Hot Rolled Mild Steel, Zinc Plated, 5/16"	86157
6	22J1067	1	Bar, 3/8" Diameter X 2-1/2" Long	36422
7	12J337	1	Knob And Ring Assembly Swing Lock Control	36422
8	12J337	1	Knob And Ping Assembly, Master Clutch Control	36422
	IX2301	1	Rollpin, Carbon Steel, 1/2" X 1-1/4"	09505
9	IX5133	2	Locking Capscrew, Hex Head, UNC Class-2A - Grade 5, 3/8" X 5/8"	72968
10	IX97	1	Locknut, Nylon Insert, Hexagon, Low Carbon Steel, Rockwell C32 Maximum, Zinc Plated, 1/4"	72968
11	31J663	2	Jam Nut, 3/8" L.H. Threads	36422
12	22J725	2	Threaded Rod, 1/2" X 11.62" Long	36422
13	IX3809	2	Locknut, Hexagon, Low Carbon Steel, Zinc Plated, Rockwell C32, Nylon Insert, UNC-3B, 3/8"	72968
	1X661	2	Machine Screw, Flat Head, Carbon Steel, Zinc Plated, 3/8" X 2-1/4"	90483
14	IX2508	1	Button Head Socket Capscrew, Alloy Steel, UNC-3A Threads, 3/8" X 3/4"	90483
	IX3809	1	Locknut, Hexagon, Low Carbon Steel, Zinc Plated, Rockwell C32, Nylon Insert, UNC-3B, 3/8"	72968
15	22J735	1	Core Fitting	36422
16	1X194	2	Hexagon Jam Nut, 3/8" UNF-2B, Steel, Zinc Plated	90483
17	1X3971	1	Locking Capscrew, Hex Head, UNC Class-2A - Grade 5, 3/8" X 1"	72968
18	IX5137	1	Locking Capscrew, Hex Head, UNC Class-2A - Grade 5, 1/2" X 1-1/4"	72968
19	22J928	2	Spacer, 16 Gauge	36422
20	31J387	2	Bushing	36422
21	IX4214	2	Coiled Steel Journal Bearing, Carbon Steel W/Woven Teflon Fiber I.D. Surface, 1.000" Shaft Dia. X 1.1245" Housing Bore X .500"	80657
22	22J1321	1	Lever, Master Clutch	36422
23	22J1322	1	Lever, Swing Lock	36422
24	22J1053	1	Lever, Swing Brake	36422
25	31J387	1	Bushing	36422
26	12J344	1	Spacer, 1-1/4" Diameter	36422
27	38J367	1	Bushing	36422
28	22J928	2	Spacer, 16 Gauge	36422
29	22J723	1	Bell Crank	36422
30	22J718	1	Bell Crank	36422
31	18J103	1	Spring, 1/2" O.D., 3/32" X 7/8"	36422
32	1X4705	1	Locking Capscrew, Hex Head, UNC Class-2A - Grade 5, 1/4" X 1/2"	72968
33	IX1412	2	Hex Socket Set Screw, Half Dog Point, NFC-3 Threads, Heat Treated Alloy Steel, Natural, 3/8" X 1"	90483
34	28J144	1	Brake Drum	36422
35	22J958	1	Brake Band Assembly	36422

M7-9-37.0 (2 of 3)

## Parts List

R883

M7-9-37.0

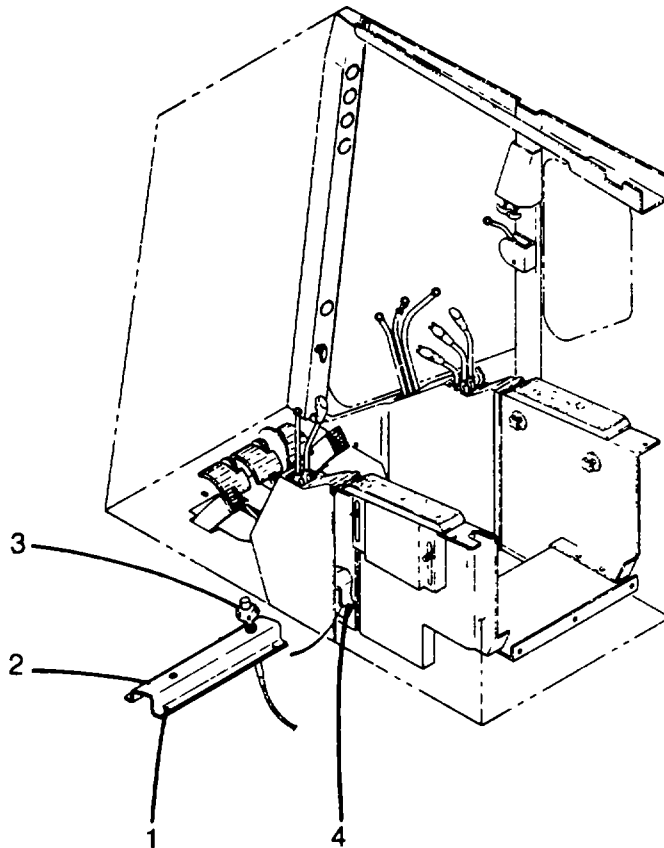
Master Clutch, Swing Brake And Lock Controls - Continued				
REF.	PART NO.	QTY.	DESCRIPTION	FSCM No.
36	1X182	2	Finished Hexagon Jam Nut, Coarse Thread, Steel Zinc Plated, 3/8"	90483
37	22J677	1	Shaft, 1" Diameter X 4-1/8"	36422
38	22J715	1	Bell Crank	36422
39	1X2047	2	Rollpin, Carbon Steel, 3/8" X 1"	09505
40	22J751	1	Link	36422
41	22J1320	1	Shaft, 1" Diameter X 4-1/8"	36422
42	1X2047	3	Rollpin, Carbon, Steel, 3/8" X 1"	09505
43	31J432	2	Rod End Ball Joint Female	36422
44	1X4166	1	Rollpin, Carbon Steel, 3/16" X 1-3/4"	09505
45	22J719	1	Toggle Link, 1/2" X 3/4" X 2-1/4"	36422
46	1X196	1	Hexagon Jam Nut, 1/2" UNF-2B, Steel, Zinc Plated	90483
47	28J1739	1	Adjusting Nut, 1/2"	36422
48	22J720	1	Toggle Link Pin	36422
49	1X2193	2	Rollpin, Carbon Steel, 1/2" X 1"	09505
50	22J681	1	Control Bracket	36422
51	22J730	1	Control Valve, See M7-8-94.0	
52	22J1074	1	Rod	36422
53	13H121	1	Spring	36422
54	1X2810	1	900 Straight Thread Elbow, Steel, W/Locknut, Washer, And "O" Ring, 1/2" X 3/4"	09505
55	39J293	2	Ball Joint	36422
56	LX3809	1	Locknut, Hexagon Low Carbon Steel, Zinc Plated, Rockwell C32 Nylon Insert, UNC-3B, 3/8"	72968
	1X3599	1	Capscrew, Hex Head, UNC Class-2A - Grade 5, 3/8" X 1-1/4"	90483
57	22J1071	1	Bracket, 10 Gauge	36422
58	1X3809	1	Locknut, Hexagon, Low Carbon Steel, Zinc Plated, Rockwell C32, Nylon Insert, UNC-3B, 3/8"	72968
	1X2574	1	Capscrew, Hex Head, UNC Class-2A-Grade 5, 3/8" X 1"	90483
59	1X3809	1	Locknut, Hexagon, Low Carbon Steel, Zinc Plated, Rockwell C32, Nylon Insert, UNC-3B, 3/8"	72968
	1X3717	1	Capscrew, Hex Head, UNC Class-2A - Grade 5, 3/8" X 3/4"	90483
60	22J752	1	Bell Crank Bracket	36422
61	IX2404	2	Plain Washer, Hot Rolled Mild Steel, Zinc Plated, 1/4"	86157
62	1X1080	2	Cotter Pin, Extended Prong, Square Cut, 1/16" X 1/2"	20859
63	1X2301	1	Rollpin, Carbon Steel, Natural, 1/2" X 1-1/4"	09505
64	22J734	2	Ball Joint	36422
65	22J750	1	Bar, 1/4" X 3/4" X 6-1/2"	36422
66			For Continuation, See M6-17-30.0	
67	22J1075	1	Cable	36422

M7-9-37.0 (3 Of 3)



Parts List

Pawl Control Cable



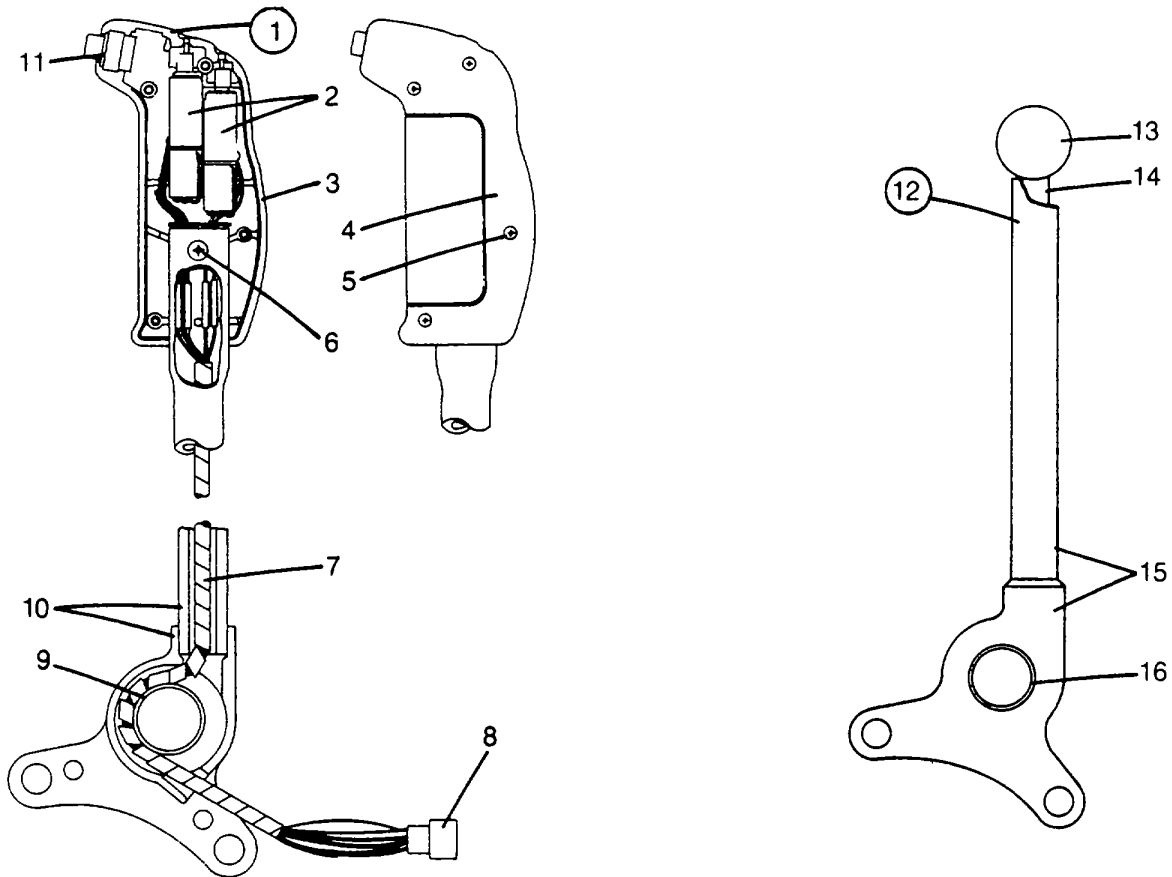
NA233-C

REF.	PART NO.	QTY.	DESCRIPTION	FSCM No.
1	IX5300 X 1/2"	4	Locking Capscrew, Hex Head, UNC Class 2A- Grade 5, 3/8"	72968
	1X4	2	Plain Washer, Hot Rolled Mild Steel, Zinc Plated, 3/8"	86157
2	22J1745	1	Bracket	36422
3	22J1094	1	Boom Hoist Pawl Control	36422
4	22J1121	1	Rubber Grommet	36422
	22J1744	1	Pawl Control Label, Not Shown	36422

Parts List

M7-9-44.0

Control Lever



W266-B,W393-B

REF.	PART NO.	QTY.	DESCRIPTION	FSCM No.
1	18J1478	1	Lever Assembly, Front Drum	36422
2	18J1506	2	Solenoid Assembly	36422
3	18J1463	1	Handle, Right Half	36422
4	18J1464	1	Handle, Left Half	36422
5	18J1469	4	Plastic Fastener	36422
6	18J1470	2	Plastic Fastener	36422
7	850005001	AR	Clear Polyethylene Tubing 1/4" O.D., Black, per MIL-E-5400F	06229
8	28J1596	1	Terminal	36422
9	31J387	1	Bushing	36422
10	18J1474	1	Control Lever	36422
11	18J1505	1	Plug	36422
1	18J1480	1	Lever Assembly, Rear Drum	36422
2	18J1506	2	Solenoid Assembly	36422
3	18J146	3	1 Handle, Right Half	36422
4	18J1464	1	Handle, Left Half	36422
5	18J1469	4	Plastic Fastener	36422
6	18J1470	2	Plastic Fastener	36422
7	850005001	AR	Clear Polyethylene Tubing 1/4" O.D., Black per MIL-E-5400F	06229

## Parts List

## Control Lever - Continued

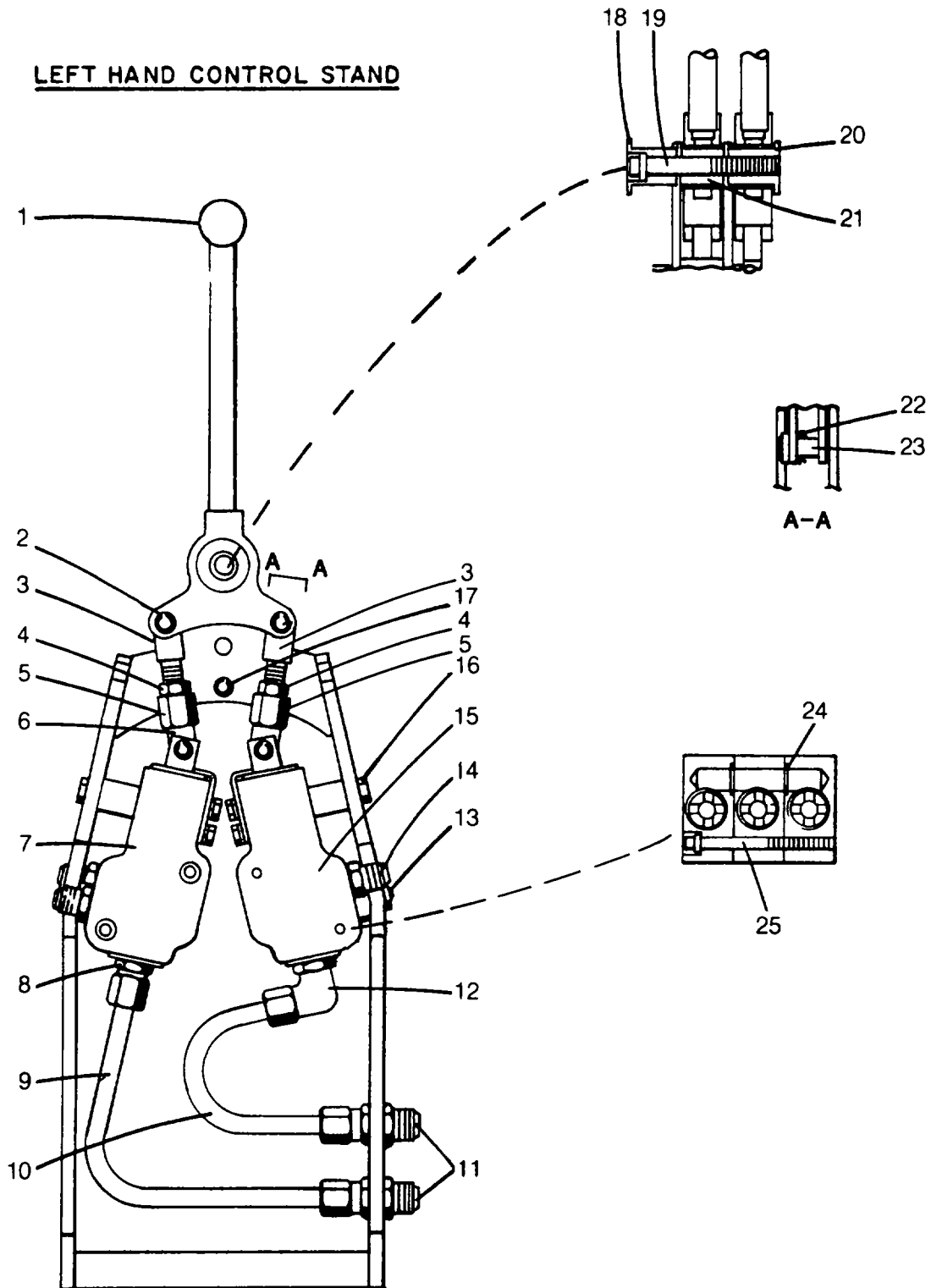
REF.	PART NO.	QTY.	DESCRIPTION	FSCM No.
8	28J1596	1	Terminal	36422
9	31J387	1	Bushing	36422
10	18J1475	1	Control Lever	36422
11	18J1505	1	Plug	36422
1	18J1487	1	Lever Assembly, B.H	36422
3	18J1463	1	Handle, Right Half	36422
4	18J1464	1	Handle, Left Half	36422
5	18J1469	4	Plastic Fastener	36422
6	18J1470	2	Plastic Fastener	36422
9	31J387	1	Bushing	36422
10	18J1476	1	Control Lever	36422
11	18J1505	1	Plug	36422
12	22J1066	1	Lever Assembly, Swing	36422
13	12J337	1	Knob & Ring Assembly	36422
14	1X2301	1	Rollpin	36422
15	22J1064	1	Lever	36422
16	31J387	1	Bushing	36422

Parts List

Control Stand

M7-10-28.0

LEFT HAND CONTROL STAND



W375-C

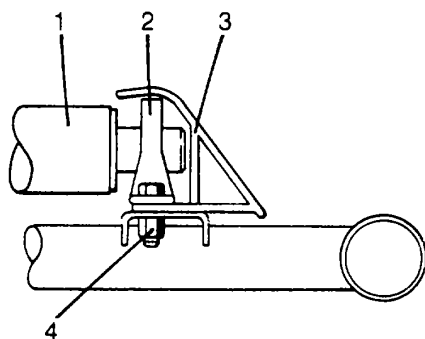
Parts List

Control Stand - Continued				
REF.	PART NO.	QTY.	DESCRIPTION	FSCM No.
1			Swing Lever, Ref., See Keysheet M7-9-44.0	
2	1X2193	4	Rollpin, Carbon Steel, 1/2" X 1"	09505
3	22J714	2	Toggle Link	36422
4	1X196	2	Hexagon Jam Nut, 1/2", UNF-2B, Zinc Plated	90483
5	8J37	2	Nut	36422
6	22J713	2	Toggle Link	36422
7	22J703	1	Lowering Valve, See Keysheet M7-8-117.0	
8	1X2756	1	Connector, Straight Thread, Steel, Zinc Plated W/ "O"-Ring, 1/2" X 3/4"	09505
9	22J943	1	Tube Assembly	36422
10	22J942	1	Tube Assembly	36422
11	1X4304	2	Bulkhead Union, Tube Fitting, 370 Flared Ends, Body W/Locknut, Straight Threads Both Ends, Cadmium Plated, Steel, 1/2"	09505
12	1X2810	1	90°, Straight Thread Elbow, Steel, W/Locknut, Washer, And "O"-Ring, 1/2" X 3/4"	09505
13	1X5131	2	Locking Capscrew, Hex Head, UNC Class-2A-Grade 5, 3/8" X 1-1/4"	72968
14	1X4550	4	Connector, Straight Thread, Steel, Zinc Plated, W/ "O"-Ring, 1/2" Tube O.D. X 9/16" to 3/4"	09505
15	22J703	1	Hoist Valve, See Keysheet, M7-8-117.0	
16	1X5214	4	Locking Capscrew, Hex Head, UNC Class-2A-Grade 5, 3/8" X 1-3/4"	72968
17	1X2117	1	Rollpin, Carbon Steel, 1/2" X 4"	09505
18	22J458	1	Hub	36422
19	1X4244	1	Capscrew, 12 Point Head, UNC Coarse Thread, Black Satin Finish, W/Plastic Patch, 1/2" X 3"	
20	22J459	1	Hub	36422
21	22J461	1	Bar	36422
22	1X1086	4	Cotter Pin, Extended Prong, Square Cut, 1/8" X 1"	20859
23	22J934	4	Stop Pin (Use With Valve Blank Only)	36422
24	31J1007	8	"O"-Ring	36422
25	1X5329	4	Capscrew, 12 Point Head, UNC Coarse Thread, Black Satin Finish, W/Plastic Patch	72968
			Note: Valve Blanks Not Shown:	
	22J705	2	Valve Blank	
	22J706	2	Valve Blank	

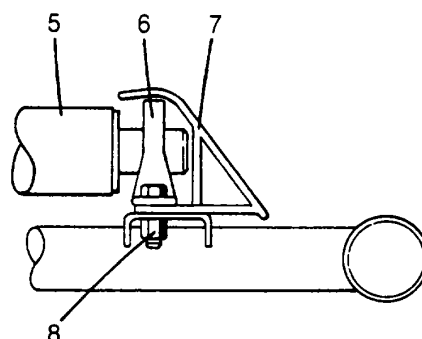
Parts List

M9-14-15.0

Deflector Rollers



Peak Section



Boom Extensions

KA299-A

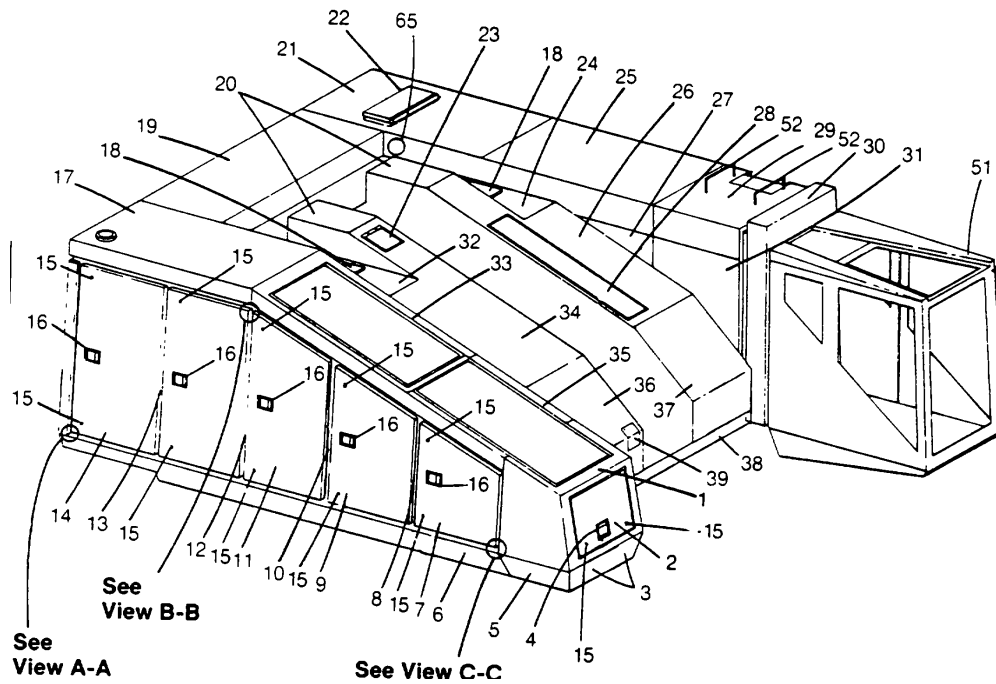
REF.	PART NO.	QTY.	DESCRIPTION	FSCM No.
1	9M1757	2	Deflector Roller	36422
2	18J5	4	Bearing	36422
3	22M888	2	Deflector Roller Guard (At Top Of Peak Section)	36422
	22M489	2	Deflector Roller (At Bottom Of Peak Section)	36422
4	1X3718	8	Capscrew, Hex Head, UNC-Class 2A, Grade 5, Zinc Plated, 1/2" X 1-3/4"	90483
	1X30	8	Spring Lockwasher, Medium Series, Carbon Steel, Natural, 1/2"	20859
	1X153	8	Finished Hexagon Nut, Coarse Thread, Carbon Steel, 1/2"	90483
5	9M1752	2	Deflector Roller	36422
6	12M426	4	Bearing	36422
7	19M794	4	Deflector Roller Guard	36422
8	1X3728	8	Capscrew, Hex Head, UNC Class 2A-Grade 5, 3/8" X 1-3/4"	90483
	1X28	8	Spring Lockwasher, Medium Series, Carbon Steel, Natural, 3/8"	20859
	1X151	8	Finished Hexagon Nut, Coarse Thread, Carbon Steel, 3/8"	90483

Parts List

R284

M14-1-92.0

House Assembly



REF.	PART NO.	QTY.	DESCRIPTION	FSCM No.
1	22N1340	1	Nose Cone	36422
	1X2574	AR	Capscrew, Hexagon Head, UNC Class 2A, Grade 5, 3/8" X 1"	90483
	1X4	AR	Plain Washer, Hot Rolled Mild Steel, Zinc Plated, 3/8"	86157
	1X3809	AR	Locknut, Hexagon, Low Carbon, Steel Zinc Plated, Rockwell C32, Nylon Insert, UNC-3B, 3/8"	72968
2	804016002	AR	Adhesive Vinyl Foam Tape	34359
	22N1192	1	Door	36422
	AC5493	AR	Capscrew	36422
	1X2	AR	Plain Washer, Hot Rolled Mild Steel, Zinc Plated, 1/4"	86157
	1X5079	AR	Locknut, Hexagon, Low Carbon Steel, Zinc Plated, Rockwell C32, Nylon Insert, UNC-3B, 1/4"	72968
3	28N576	2	Plug Button	36422
4	28N1495	1	Lock, Door, Paddle Handle	19220
	1X5873	4	Blind Rivet, Cadmium Plated - Open End, Rivet And Mandrel - Carbon Steel, Domed Type Head, 5/32" X 254" Lg.	09505
5	22N1110	1	Right Font Platform Cover	36422
	1X3918	AR	Locking Capscrew, Hexagon Head, UNC Class 2A, Grade 5, 3/8" X 1-1/2"	72968
<b>M14-1-92.0 (1 of 8)</b>				

Parts List

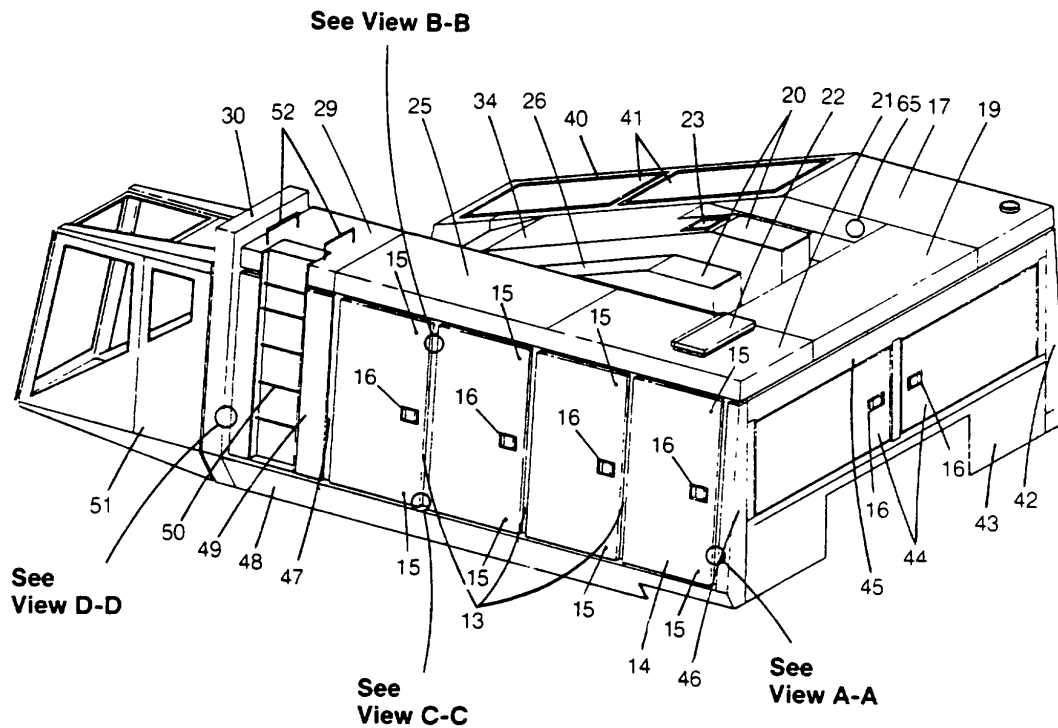
284

House Assembly- Continued				
REF.	PART NO.	QTY.	DESCRIPTION	FSCM No.
	1X4	AR	Plain Washer, Hot Rolled Mild Steel, Zinc Plated, 3/8"	86157
	1X3718	AR	Capscrew, Hexagon Head, UNC Class 2A, Grade 5, 1/2" X 1-3/4"	90483
	1X6.	AR	Plain Washer, Hot Rolled Mild Steel, Zinc Plated, 1/2"	86157
	1X3808	AR	Locknut, Hexagon, Low Carbon Steel, Zinc Plated, Rockwell C32, Nylon Insert, UNC-3B, 1/2"	72968
6	22N1630	1	Right Platform Cover	36422
	1X3357	AR	Capscrew, Hexagon Head, UNC Class 2A, Grade 5, 3/8" X 1-1/2"	90483
	1X4	AR	Plain Washer, Hot Rolled Mild Steel, Zinc Plated, 3/8"	86157
	1X3809	AR	Locknut, Hexagon, Low Carbon Steel, Zinc Plated, Rockwell C32, Nylon Insert, UNC-3B, 3/8"	72968
7	22N1328	1	Door	36422
8	22N1338	1	Vertical Frame Member	36422
	1X3357	AR	Capscrew, Hexagon Head, UNC Class 2A, Grade 5, 3/8" X 1-1/2"	90a83
	1X4	AR	Plain Washer, Hot Rolled Mild Steel, Zinc Plated, 3/8"	86157
	1X3809	AR	Locknut, Hexagon, Low Carbon Steel, Zinc Plated, Rockwell C32, Nylon Insert, UNC-3B, 3/8"	72968
9	22N1327	1	Door	36422
10	22N1336	1	Vertical Frame Member	36422
	1X3357	AR	Capscrew, Hexagon Head, UNC Class 2A, Grade 5, 3/8" X 1-1/2"	90483
	1X4	AR	Plain Washer, Hot Rolled Mild Steel, Zinc Plated, 3/8"	86157
	1X3809	AR	Locknut, Hexagon, Low Carbon Steel, Zinc Plated, Rockwell C32, Nylon Insert, UNC-3B, 3/8"	72968
11	22N1326	1	Door	36422
12	22N1334	1	Vertical Frame Member	36422
	1X3357	AR	Capscrew, Hexagon Head, UNC Class 2A, Grade 5, 3/8" X 1-1/2"	90483
	1X4	AR	Plain Washer, Hot Rolled Mild Steel, Zinc Plate d, 3/8"	86157
	1X3809	AR	Locknut, Hexagon, Low Carbon Steel, Zinc Plated, Rockwell C32, Nylon Insert, UNC-3B, 3/8"	72968
13	22N1330	4	Vertical Frame Member	36422
	1X3357	AR	Capscrew, Hexagon Head, UNC Class 2A, Grade 5, 3/8" X 1-1/2"	90483
	1X4	AR	Plain Washer, Hot Rolled Mild Steel, Zinc Plated, 3/8"	86157
	1X3809	AR	Locknut, Hexagon, Low Carbon Steel, Zinc Plated, Rockwell C32, Nylon Insert, UNC-3B, 3/8"	72968
14	22N1325	6	Door	36422
15	28N884	20	Rubber Headed Bumper	36422
	1X4638	20	Locknut, Hexagon, Low Carbon Steel, Zinc Plated, Rockwell C32, Nylon Insert, UNC-3B, #10	72968
16	28N1495	11	Lock, Door, Paddle Handle	19220
	1X5873	44	Blind Rivet, Cadmium Plated - Open End, Rivet And Mandrel - Carbon Steel, Domed Type Head, 5/32" X .254" LG.	09505
	28N1546	4	Door Key	19220
	22N559	11	Door Catch	36422
	1X4	AR	Plain Washer, Hot Rolled Mild Steel, Zinc Plated, 3/8" (Use As Shim)	86157
2-1/2"	1X3256	AR	Capscrew, Hexagon Head, UNC Class 2A, Grade 5, 3/8" X	90483

M14-1-9Z.0 (2 of 8)



House Assembly - Continued



REF.	PART NO.	QTY.	DESCRIPTION	FSCM No.
	1X4	AR	Plain Washer, Hot Rolled Mild Steel, Zinc Plated, 3/8"	86157
	1X3809	AR	Locknut, Hexagon, Low Carbon Steel, Zinc Plated, Rockwell C32, Nylon Insert, UNC-3B, 3/8"	72968
18	22N1350	1	Right Rear Roof Section	36422
	22N630	2	B/H Planetary Cover	36422
	1X182	AR	Finished Hexagon Jam Nut, Coarse Thread, Steel Zinc Plated, 3/8"	90483
	1X78	AR	Wing Nut, Nylon Insert, Zamak Alloy, Unplated, 3/8"	90483
19	1X4	AR	Plain Washer, Hot Rolled Mild Steel, Zinc Plated, 3/8"	86157
	22N661	1	Center Rear Roof Section	36422
	22N684	1	Sheet	
	1X3599	AR	Capscrew, Hexagon Head, UNC Class 2A, Grade 5, 3/8" X 1-1/4"	90483
	1X4	AR	Plain Washer, Hot Rolled Mild Steel, Zinc Plated, 3/8"	86157
	1X3809	AR	Locknut, Hexagon, Low Carbon Steel, Zinc Plated, Rockwell C32, Nylon Insert, UNC-3B, 3/8"	,2968
20	804016002	AR	Adhesive Vinyl Foam Tape	34359
	22N683	2	Cover	36422
	11X4062	AR	Locking Capscrew, Hexagon Head, UNC Class 2A, Grade 5, 3/8" X 3/4"	72968
	1X4	AR	Plain Washer, Hot Rolled Mild Steel, Zinc Plated, 3/8"	86157

Parts List

R284

House Assembly - Continued				
REF.	PART NO.	QTY.	DESCRIPTION	FSCM No.
	1X3599	AR	Capscrew, Hexagon Head, UNC Class 2A, Grade 5, 3/8" X 1-1/4"	90483
	1X4	AR	Plain Washer, Hot Rolled Mild Steel, Zinc Plated, 3/8"	86157
	1X3809	AR	Locknut, Hexagon, Low Carbon Steel, Zinc Plated, Rockwell C32, Nylon Insert, UNC-3B, 3/8"	72968
21	804016002	AR	Adhesive Vinyl Foam Tape	34359
	22N642	1	Left Rear Roof Section	36422
22	NC1186	AR	Rubber Washer	36422
	25N297	AR	Door Latch	36422
	1X3809	AR	Locknut, Hexagon, Low Carbon Steel, Zinc Plated, Rockwell C32, Nylon Insert, UNC-3B, 3/8"	72968
23	1X4	AR	Plain Washer, Hot Rolled Mild Steel, Zinc Plated, 3/8"	86157
	22N714	1	B/H Brake Cover	36422
	AC5493	AR	Capscrew	36422
	1X5079	AR	Locknut, Hexagon, Low Carbon Steel, Zinc Plated, Rockwell C32, Nylon Insert, UNC-3B, 1/4"	72968
	1X77	AR	Wing Nut, Nylon Insert, Zanak Alloy, Unplated, 1/4"	90483
	1X2	AR	Plain Washer, Hot Rolled Mild Steel, Zinc Plated, 1/4"	86157
24	824017009	AR	"U" Channel, Black, Extruded Rubber, Outside Leg Corners Radial	82654
	22N687	AR	Left Inside Roof Section	36422
	1X3599	AR	Capscrew, Hexagon Head, UNC Class 2A, Grade 5, 3/8" X 1-1/4"	90483
	1X4	AR	Plain Washer, Hot Rolled Mild Steel, Zinc Plated, 3/8"	86157
	1X3809	AR	Locknut, Hexagon, Low Carbon Steel, Zinc Plated, Rockwell C32, Nylon Insert, UNC-3B, 3/8"	72968
25	804016002	AR	Adhesive Vinyl Foam Tape	34359
	22N633	1	Left Center Roof Section	36422
26	22N707	1	Left Inside Roof	36422
	1X4062	AR	Locking Capscrew, Hexagon Head, UNC Class 2A, Grade 5, 3/8" X 3/4"	72968
	1X4	AR	Plain Washer, Hot Rolled Mild Steel, Zinc Plated, 3/8"	86157
27	804016002	AR	Adhesive Vinyl Foam Tape	34359
	22N644	1	Inside Panel	36422
28	22N696	1	Brake Ventilator Door	36422
	AC5493	AR	Capscrew	36422
	1X5079	AR	Locknut, Hexagon, Low Carbon Steel, Zinc Plated, Rockwell C32, Nylon Insert, UNC-3B, 1/4"	72968
	824017009	AR	"U" Channel; Black, Extruded Rubber, Outside Leg Corner Radial	82654
29	22N625	1	Left Front Roof Section	36422
	1X2574	AR	Capscrew, Hexagon Head, UNC Class 2A, Grade 5, 3/8" X 1"	90483
	1X4	AR	Plain Washer, Hot Rolled Mild Steel, Zinc Plated, 3/8"	86157
	1X3809	AR	Locknut, Hexagon, Low Carbon Steel, Zinc Plated, Rockwell C32, Nylon Insert, UNC-3B, 3/8"	72968
30	804016002	AR	Adhesive Vinyl Foam Tape	36359
	22N1360	1	Cab Mount Cover	36422
	1X2574	AR	Capscrew, Hexagon Head, UNC Class 2A, Grade 5, 3/8" X 1"	90483
	1X4	AR	Plain Washer, Hot Rolled Mild Steel, Zinc Plated, 3/8"	86157
	1X3809	AR	Locknut, Hexagon, Low Carbon Steel, Zinc Plated, Rockwell C32, Nylon Insert, UNC-3B, 3/8"	72968

Parts List

R284

M14-1-92.0

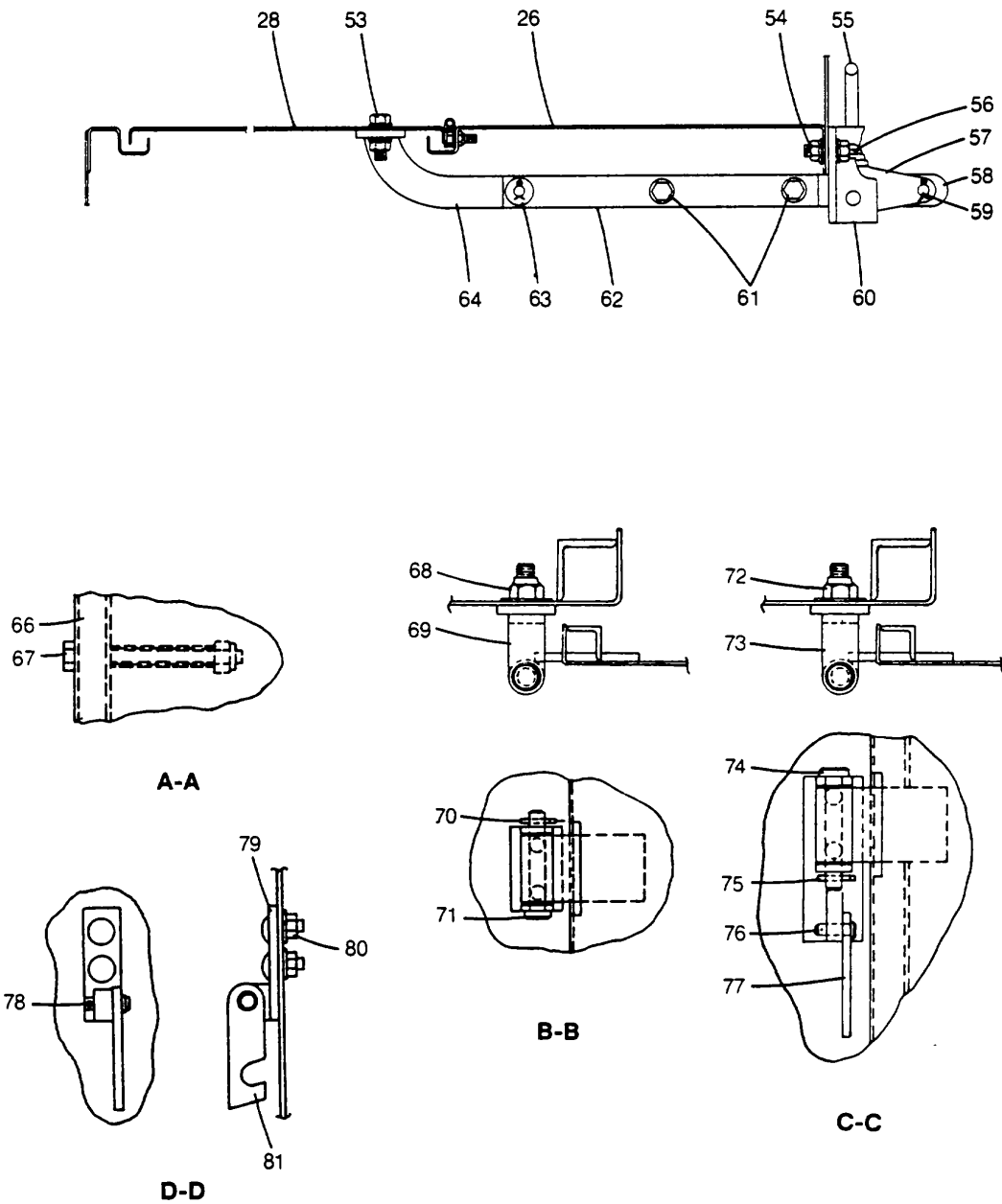
House Assembly - Continued				
REF.	PART NO.	QTY.	DESCRIPTION	FSCM No.
31	22N645	1	Inside Panel	36422
32	22N689	1	Upper Inside Roof Section	36422
33	22N657	1	Right Center Roof Section	36422
34	22N712	1	Inside Roof Section	36422
	1X2574	AR	Capscrew, Hexagon Head, UNC Class 2A, Grade 5, 3/8" X 1-1/4"	90483
	1X4	AR	Plain Washer, Hot Rolled Mild Steel, Zinc Plated, 3/8"	86157
	1X3809	AR	Locknut, Hexagon, Low Carbon Steel, Zinc Plated, Rockwell C32, Nylon Insert, UNC-3B, 3/8"	72968
	804016002	AR	Adhesive Vinyl Foam Tape	36359
35	22N697	1	Sheet	36422
36	22N720	1	Lower Right Inside Section	36422
	IX3599	AR	Capscrew, Hexagon Head, UNC Class 2A, Grade 5, 3/8" X 1-1/4"	90483
	1X4	AR	Plain Washer, Hot Rolled Mild Steel, Zinc Plated, 3/8"	86157
	1X3809	AR	Locknut, Hexagon, Low Carbon Steel, Zinc Plated, Rockwell C32, Nylon Insert, UNC-3B, 3/8"	72968
37	22N716	1	Lower Left Inside Section	36422
38	19N680	1	Front Cover	36422
	1X3357	AR	Capscrew, Hexagon Head, UNC Class 2A, Grade 5, 3/8" X 1-1/2"	90483
	1X4	AR	Plain Washer, Hot Rolled Mild Steel, Zinc Plated, 3/8"	86157
	1X3809	AR	Locknut, Hexagon, Low Carbon Steel, Zinc Plated, Rockwell C32, Nylon Insert, UNC-3B, 3/8"	72968
39	804016002 AR		Adhesive Vinyl Foam Tape	34359
	22N762	1	Sheet	36422
	1X4062	AR	Locking Capscrew, Hexagon Head, UNC Class 2A, Grade 5, 3/8" X 3/4"	72968
	1X4	AR	Plain Washer, Hot Rolled Mild Steel, Zinc Plated, 3/8"	86157
	804016002	AR	Adhesive Vinyl Foam Tape	36359
40	22N666	1	Right Front Roof Section	36422
41	22N670	2	Panel	36422
	1X78	AR	Wing Nut, Nylon Insert, Zamak Alloy Unplated, 3/8"	90483
	1X4	AR	Plain Washer, Hot Rolled Mild Steel, Zinc Plated, 3/8"	86157
	804016002	AR	Adhesive Vinyl Foam Tape	34359
42	22N1482	1	Right Rear Corner Post	36422
43	22N1498	1	Rear Plate	36422
	X3599	AR	Capscrew, Hexagon Head, UNC Class 2A, Grade 5, 3/8" X 1-1/4"	90483
	1X3809	AR	Locknut, Hexagon, Low Carbon Steel, Zinc Plated, Rockwell C32, Nylon Insert, UNC-3B, 3/8"	72968
	1X4	AR	Plain Washer, Hot Rolled Mild Steel, Zinc Plated, 3/8"	86157
	804016002	AR	Adhesive Vinyl Foam Tape	34359
	18N253	1	Angle	36422
	1X3357	AR	Capscrew, Hexagon Head, UNC Class 2A, Grade 5, 3/8" X 1-1/2"	90483
	1X4	AR	Plain Washer, Hot Rolled Mild Steel, Zinc Plated, 3/8"	86157
	IX3809	AR	Locknut, Hexagon, Low Carbon Steel, Zinc Plated, Rockwell C32, Nylon Insert, UNC-3B, 3/8"	72968
44	22N1186	2	Rear Door	36422
	AC5493	AR	Capscrew	36422

Parts List

R284

House Assembly- Continued				
REF.	PART NO.	QTY.	DESCRIPTION	FSCM No.
	1X5079	AR	Locknut, Hexagon, Low Carbon Steel, Zinc Plated, Rockwell C32, Nylon Insert, UNC-3B, 1/4"	72968
45	22N1029	1	Rear Panel	36422
	1X2574	AR	Capscrew, Hexagon Head, UNC Class 2A, Grade 5, 3/8" X 1"	90483
	1X4	AR	Plain Washer, Hot Rolled Mild Steel, Zinc Plated, 3/8"	86157
	1X3809	AR	Locknut, Hexagon, Low Carbon Steel, Zinc Plated, Rockwell C32, Nylon Insert, UNC-3B, 3/8"	72968
	804016002	AR	Adhesive Vinyl Foam Tape	36359
46	22N1484	1	Rear Corner Post	36422
47	22N1332	1	Vertical Frame Member	36422
48	22N1632	1	Left Platform Cover	36422
	1X3718	AR	Capscrew, Hexagon Head, UNC Class 2A, Grade 5, 1/2" X 1-3/4"	90483
	1X6	AR	Plain Washer, Hot Rolled Mild Steel, Zinc Plated, 1/2"	86157
	1X3808	AR	Locknut, Hexagon, Low Carbon Steel, Zinc Plated, Rockwell C32, Nylon Insert, UNC-3B, 1/2"	72968
49	22N570	1	Ladder Panel	36422
50	22N569	1	Ladder	36422
	1X3599	AR	Capscrew, Hexagon Head, UNC Class 2A, Grade 5, 3/8" X 1-1/4"	90483
	1X4	AR	Plain Washer, Hot Rolled Mild Steel, Zinc Plated, 3/8"	86157
	1X3809	AR	Locknut, Hexagon, Low Carbon Steel, Zinc Plated, Rockwell C32, Nylon Insert, UNC-3B, 3/8"	72968
51		1	Operator's Cab - See Keysheet M14-1-126.0	
52	28N653	2	Grab Bar	36422
	1X4062	AR	Locking Capscrew, Hexagon Head, UNC Class 2A, Grade 5, 3/8" X 3/4"	72968
	1X4	AR	Plain Washer, Hot Rolled Mild Steel, Zinc Plated, 3/8"	86157
53	18A2816	2	Capscrew	36422
	1X6804	4	Washer, High Strength, Carbon Steel, 3/8"	86157
	IX6081	2	Locknut, Nylon Insert, High Tensile, Medium Carbon Steel, Rockwell C25-34 UNC-3B, 3/8"	72968
54	18A2816	2	Capscrew	36422
	1X6804	2	Washer, High Strength, Carbon Steel, 3/8"	86157
	1X6081	2	Locknut, Nylon Insert, High Tensile, Medium Carbon Steel, Rockwell C25-34 UNC-3B, 3/8"	72968
55	22N532	1	Par	36422
56	IX182	1	Finished Hexagon Jam Nut, Coarse Thread, Steel Zinc Plated, 3/8"	90483
57	18N94	1	Toggle Lever 16427	
58	22N704	1	Bar	36422
59	1P537	1	Pin	36422
	IX1302	2	Cotter Pin, Extended Prong, Square Cut, 3/32" X 3/4"	20859
60	22N698	2	Angle	36422
61	1X3721	2	Capscrew, Hexagon Head, UNC Class 2A-Grade 8, Steel, 3/8" X 1-1/2"	90483
	1X6804	4	Washer, High Strength, Carbon Steel, 3/8"	86157
	1X6081	2	Locknut, Nylon Insert, High Tensile, Medium Carbon Steel, Rockwell C25-34 UNC-3B, 3/8"	72968

House Assembly - Continued



Parts List

R284

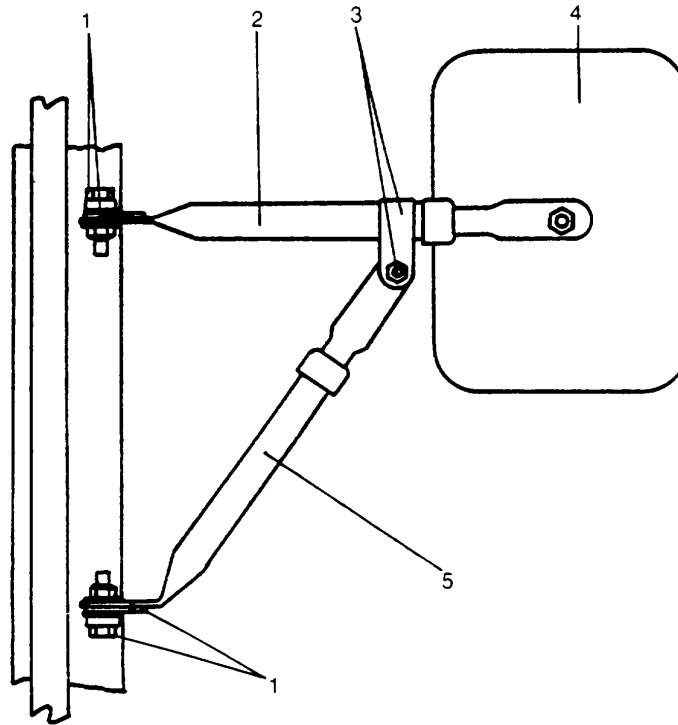
Live Mast Lines - Continued				
REF.	PART NO.	QTY.	DESCRIPTION	FSCM No.
62	22N702	2	Bar	36422
63	1P537	1	Pin	36422
	1X6955	4	Washer, High Strength, Carbon Steel, 5/16"	86157
	1X1302	2	Cotter Pin, Extended Prong, Square Cut, 3/32" X 3/4"	20859
64	22N705	1	Lever	36422
65	22NI106	2	Cover	36422
	804016002 AR		Adhesive Vinyl Foam Tape	34359
	1X77	6	Wing Nut, Nylon Insert, Zanak Alloy, Unplated, 1/4"	90483
66			Door Edge, Ref. Only	
67	1X3775	8	Capscrew, Hex Head, UNC Class 2A Grade 5, 5/16" X 3-1/2"	90483
	13H121	8	Spring	36422
	1X5080	8	Locknut, Hexagon, Low Carbon Steel, Zinc Plated, Rockwell C32, Nylon Insert, UNC-3B, 5/16" Bolt	72968
68	1X1358	22	Bolt, Round Head, Square Neck, Steel, Zinc Plated, UNC-2A, 1/4" X 3/4"	90483
	1X2	22	Plain Washer, Hot Rolled Mild Steel, Zinc Plated, 1/4"	86157
	1X5079	22	Locknut, Hexagon, Low Carbon Steel, Zinc Plated, Rockwell C32, Nylon Insert, UNC-3B, 1/4"	72968
69	28N1491	11	Hinge Bracket	36422
70	1X1086	11	Cotter Pin, Extended Prong, Square Cut, 1/8" X 1"	20859
71	28N1493	11	Pin	36422
72	1X1358	14	Bolt, Round Head, Square Neck, Steel, Zinc Plated, UNC-2A, 1/4" X 3/4"	90483
	1X2	14	Plain Washer, Hot Rolled Mild Steel, Zinc Plated, 1/4"	86157
	1X5079	14	Locknut, Hexagon, Low Carbon Steel, Zinc Plated, Rockwell C32, Nylon Insert, UNC-3B, 1/4"	72968
73	22N1342	7	Hinge Bracket	36422
74	28N1493	7	Pin	36422
75	1X1086	7	Cotter Pin, Extended Prong, Square Cut, 1/8" X 1"	20859
76	HC105	7	Yoke Pin	36422
	1X1080	7	Cotter Pin, Extended Prong, Square Cut, 1/16" X 1/2"	20859
77	18N914	7	Latch	36422
78	HC105	1	Yoke Pin	36422
	1X1080	1	Cotter Pin, Extended Prong, Square Cut, 1/16" X 1/2"	20859
79	28N1553	1	Hinge	36422
80	1X1358	2	Bolt, Round Head Square Neck, Steel, Zinc Plated, UNC-2A, 1/4" X 3/4"	90483
	1X2	2	Plain Washer, Hot Rolled Mild Steel, Zinc Plated, 1/4"	86157
	1X5079	2	Locknut, Hexagon, Low Carbon Steel, Zinc Plated, Rockwell C32, Nylon Insert, UNC-3B, 1/4"	72968
81	18N914	1	Latch	36422

Parts List

R482

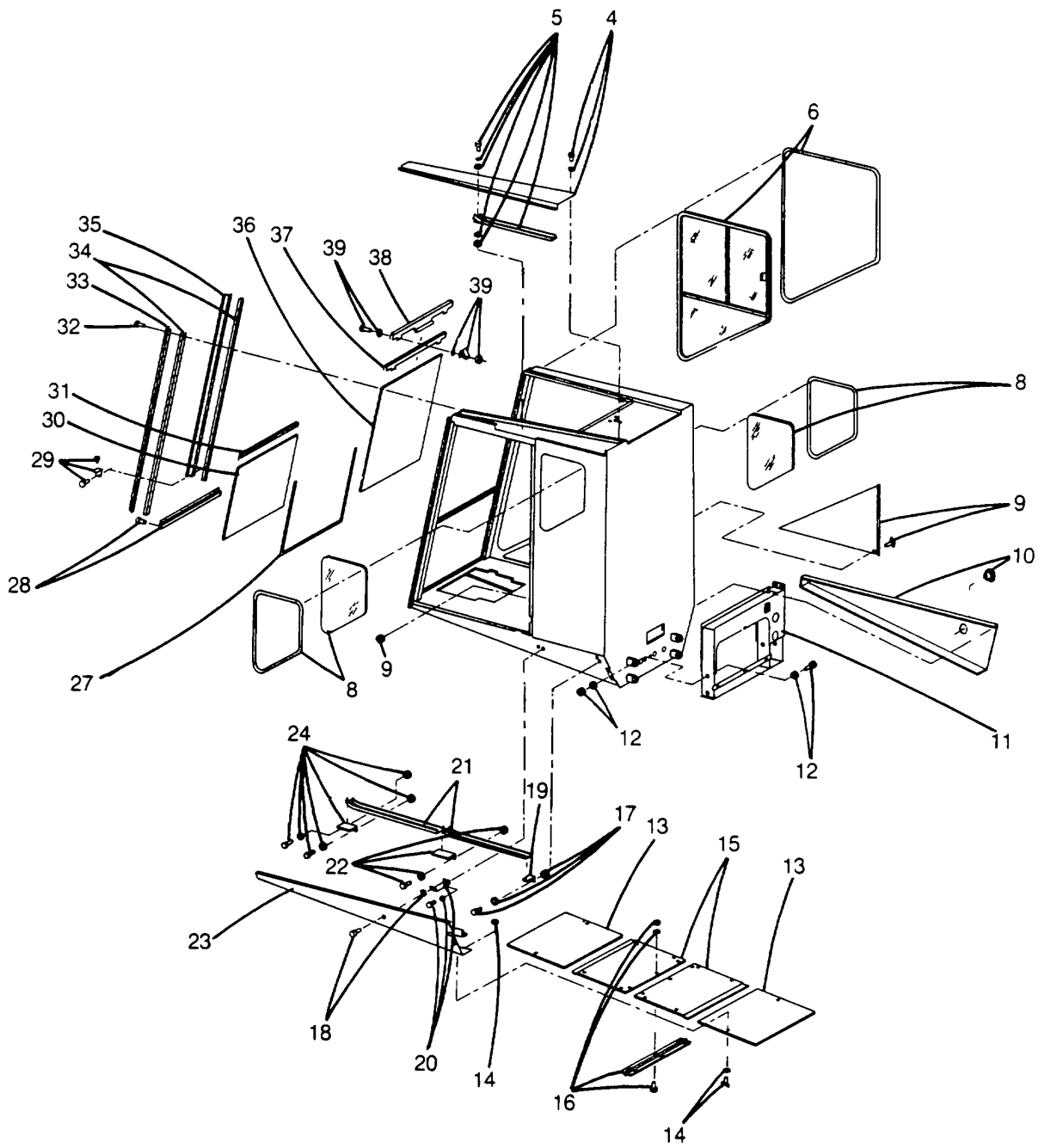
M14-1-124.0

Mirror



REF.	PART NO.	QTY.	DESCRIPTION	FSCM No.
1	1X2919	2	Capscrew, Hex Head, UNC Class 2A-Grade 5, 5/16" X 1-1/4"	90483
	1X5080	2	Locknut, Hexagon, Low Carbon Steel, Zinc Plated, Rockwell C32, Nylon Insert, UNC-3B, 5/16"	72968
2	1X3	2	Plain Washer, Hot Rolled Mild Steel, Zinc Plated, 5/16"	86157
	22N1061	2	Fiber Washer	36422
2	22N1062	1	Upper Arm	36422
3	JC2280	1	C amp	36422
	1X3821	1	Capscrew, Hex Head, UNC Class-2A-Grade 5, 5/16" X 1/2"	90483
4	1X5080	1	Locknut, Hexagon, Low Carbon Steel, Zinc Plated, Rockwell C32, Nylon Insert, UNC-3B, 5/16"	72968
	45P91	1	Mirror	36422
5	22N1065	1	Lower Arm	36422

Cab And Mount



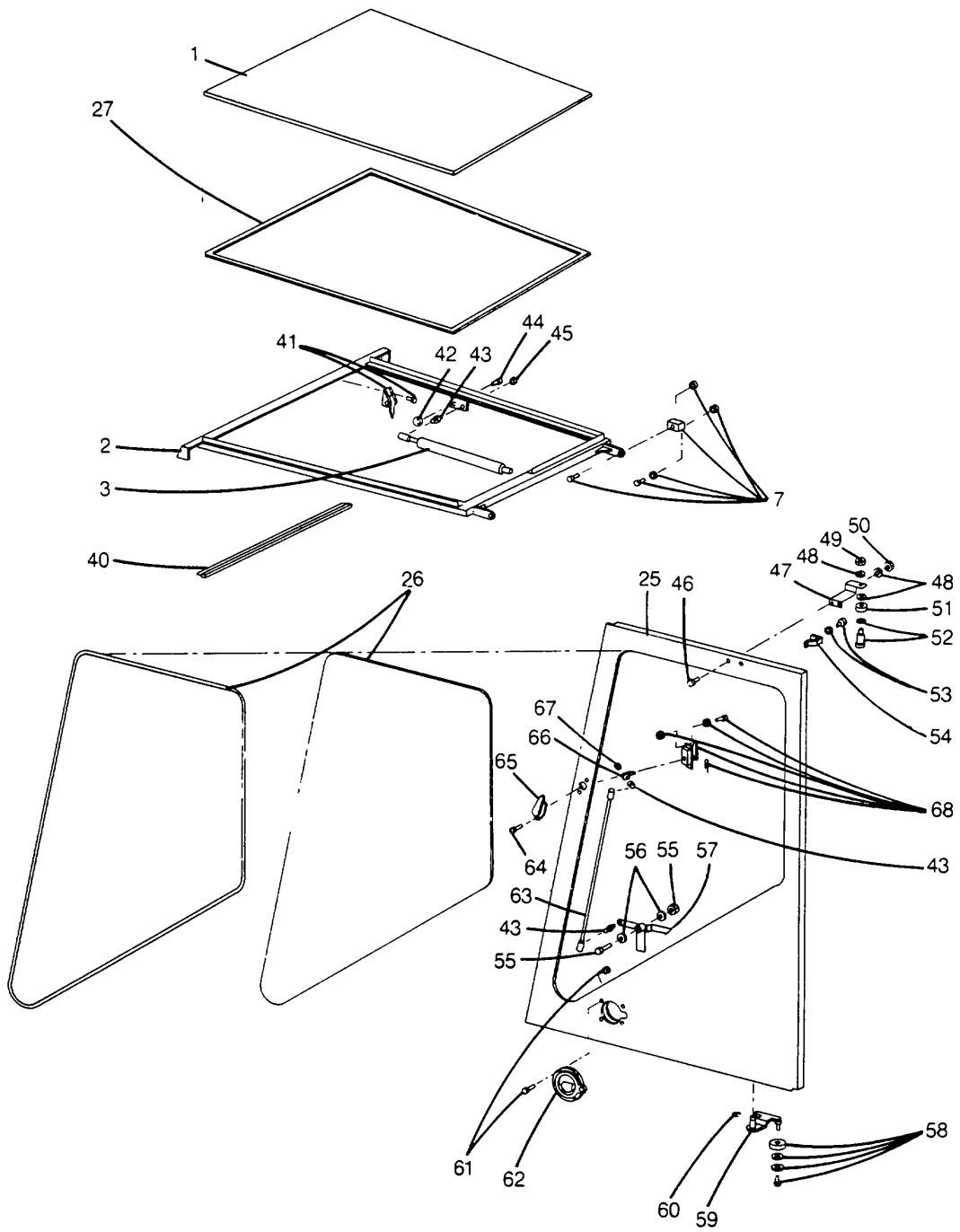


## Parts List

R284

Cab and Mount - Continued				
REF.	PART NO.	QTY.	DESCRIPTION	FSCM No.
			Note: If Parts Are To Be Carbo-Zinc Primed, Add CZ The Part Number (I.E., 22N1432CA)	To
1	22N1089	1	Overhead Window (See Page 3)	36422
2	18N1239	1	Roof Window Frame	36422
3	22N1102	2	Gas Spring	36422
4	18N1244	1	Left Roof Hatch Cover	36422
	1X3819	8	Capscrew, Hex Head, UNC Class 2A - Grade 5, 1/4" X 5/8"	90483
	1X2	8	Plain Washer, Hot Rolled Mild Steel, Zinc Plated, 1/4"	86157
5	18N1020	1	Upper Door Track	36422
	1X3819		2 Capscrew, Hex Head, UNC Class 2A - Grade 5, 1/4" X 5/8"	90483
	13H415		2 "O" Ring	36422
	1X2	1	Plain Washer, Hot Rolled Mild Steel, Zinc Plated, 1/4"	86157
	1X2404	1	Plain Washer, Hot Rolled Mild Steel, Zinc Plated, 1/4"	86157
	1X5079	2	Locknut, Hexagon, Low Carbon Steel, Zinc Plated, Rockwell C32, Nylon Insert, UNC-3B, 1/4"	72968
6	22N1086		1 Right Side Window	36422
	824015001	AR	Locking Weatherseal, Self-Sealing, Gray Neoprene, 9/16"	
7	18N1233	2	Angle	36522
	1X5080	2	Locknut, Hexagon, Low Carbon Steel, Zinc Plated, Rockwell C32, Nylon Insert, UNC-3B, 5/16"	72968
	1X4478	2	Hex Socket Head Shoulder Screw, Stripper Bolts, NC-3 Threads, Alloy Steel, 3/8" X 3/8"	90483
	AC5493	4	Capscrew	36422
	1X5079	4	Locknut, Hexagon, Low Carbon Steel, Zinc Plated, Rockwell C32, Nylon Insert, UNC-3B, 1/4"	72968
	1X2	4	Plain Washer, Hot Rolled Mild Steel, Zinc Plated, 1/4"	86157
8	22N1100	1	Right Side Window	36422
	18N1139	1	Left Side Window	36422
	824015001	AR	Locking Weatherseal, Self-Sealing, Gray Neoprene, 9/16"	
9	22N1400	1	Panel	36422
	9N254	2	Speed Nut	36422
	9N255	2	Wing Head Screw	36422
10	22N1438	1	Right Access Cover	36422
	9J556	1	Plug	36422
11	22N1232	1	Cab Mount	36422
12	1X3283	4	Capscrew, Hex Head, UNC Class 2A - Grade 5, 1" X 2-3/4"	90483
	1X3837	4	Locknut, Hexagon, Low Carbon Steel, Zinc Plated, Rockwell C32, Nylon Insert, UNC-3B, 1"	72968
	1X10	8	Plain Washer, Hot Rolled Mild Steel, Zinc Plated, 1"	86157
13	22N1432	2	Cover	36422
14	9N255	12	Wing Head Screw	36422
	8N125	12	Washer	36422
	9N254	12	Speed Nut	36422
15	22N1433	2	Cover	36422
16	22N1434	1	Hinge	36422
	AC5493	6	Capscrew	36422
	IX5079	6	Locknut, Hexagon, Low Carbon Steel, Zinc Plated, Rockwell C32, Nylon Insert, UNC-3B, 1/4"	72968
	1X2	6	Plain Washer, Hot Rolled Mild Steel, Zinc Plated, 1/4"	86157
17	1X3599	2	Capscrew, Hex Head, UNC Class 2A - Grade 5, 3/8" X 1-1/4"	90483
	1X4	2	Plain Washer, Hot Rolled Mild Steel, Zinc Plated, 3/8"	86157
<b>M14-1-126.0 (2 Of 8)</b>				

Cab And Mount - Continued



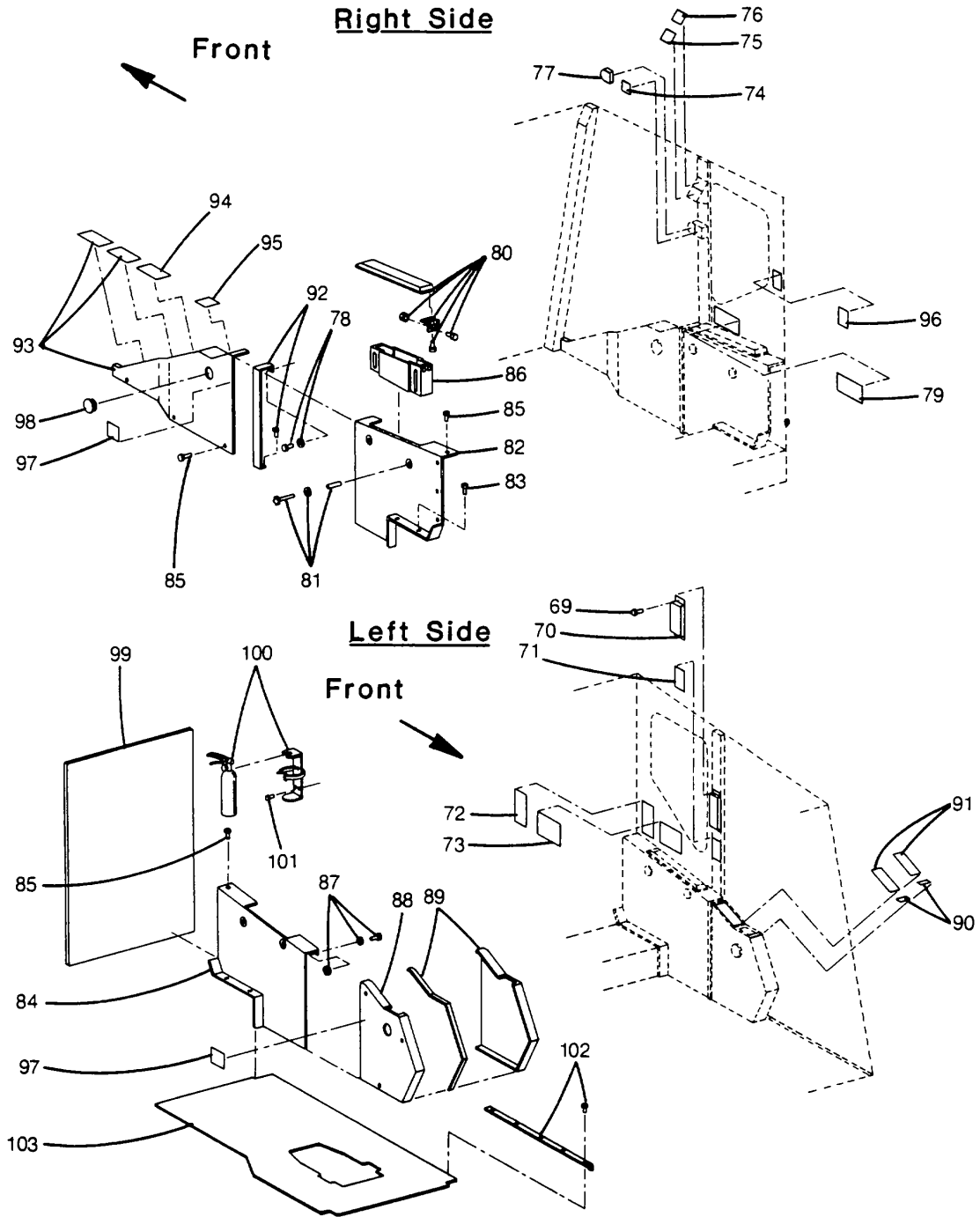
## Parts List

R284

Live Mast Lines - Continued				
REF.	PART NO.	QTY.	DESCRIPTION	FSCM No.
	1X38092		Locknut, Hexagon, Low Carbon Steel, Zinc Plated, Rockwell C32, Nylon Insert, UNC-3B, 3/8"	72968
18	1X4477	6	Button Head Socket Capscrew, Alloy Steel, UNC-3A Threads 1/4" X 3/4"	90483
	22N1003	6	Screw Receptacle	36422
19	18N1033	1	Bracket	36422
20	22N1463	2	Bracket	36422
	1X3599	4	Capscrew, Hex Head, UNC Class 2A - Grade 5, 3/8" X 1-1/4"	90483
	1X4	4	Plain Washer, Hot Rolled Mild Steel, Zinc Plated, 3/8"	86157
	1X3809	4	Locknut, Hexagon, Low Carbon Steel, Zinc Plated, Rockwell C32, Nylon Insert, UNC-3B, 3/8"	72968
21	18N1021	2	Lower Door Track	36422
22	18N1037	1	Bracket	36422
	1X3599	4	Capscrew, Hex Head, UNC Class 2A - Grade 5, 3/8" X 1-1/4"	90483
	1X4	4	Plain Washer, Hot Rolled Mild Steel, Zinc Plated, 3/8"	86157
	1X3809	4	Locknut, Hexagon, Low Carbon Steel, Zinc Plated, Rockwell C32, Nylon Insert, UNC-3B, 3/8"	72968
23	22N1439	1	Left Access Cover	36422
24	18N1035	1	Bracket	36422
	1X5138	1	Locking Capscrew, Hex Head UNC Class 2A - Grade 5, 1/2" X 3/4"	72968
	1X6	1	Plain Washer, Hot Rolled Mild Steel, Zinc Plated, 1/2"	86157
	1X3302	1	Capscrew, Hex Head, UNC Class 2A - Grade 5, 1/2" X 1-1/2"	90483
	1X6	1	Plain Washer, Hot Rolled Mild Steel, Zinc Plated, 1/2"	86157
	1X3808	2	Locknut, Hexagon, Low Carbon Steel, Zinc Plated, Rockwell C32, Nylon Insert UNC-3B, 1/2"	72968
25	22N1420	1	Door	36422
26	18N1140	1	Door Window	36422
	824015001	AR	Locking Weatherseal, Self-Sealing, Gray Neoprene, 9/16"	
27	824024001	AR	Weather-stripping Tape, Auto Glass Sealant, Rd Tape, 5/16" Dia.	
28	22N1428	1	Window Channel	36422
	1X5405	4	Hex Head Tapping Screw, Thread Cutting Type, Steel, Zinc Plated, #10 X 1/2"	90483
29	22N1120	4	Bumper Grommet	36422
	22N1183	2	Window Stop	36422
	1X3532	2	Machine Screw, Round Head, Carbon Steel, ASTM A307, Zinc Plated, #10 X 5/8"	90483
30	22N1090	1	Lower Front Window	36422
31	824001001	AR	Edge Channel weather-strip	70483
32	1X5405	16	Hex Head Tapping Screw, Thread Cutting Type, Steel, Zinc Plated, #10 X 1/2"	90483
33	22N895	1	Window Guide	36422
34	824007001	AR	Beaded Glass Run Channel, Stainless Steel, Wood Pile Fabric Lining On Sides, Polypropylene Plastic Strip On Bottom Of Channel Run	82654
35	22N896	1	Window Guide	36422
36	22N1091	1	Upper Front Window	36422
37	824030003	AR	Channel Stripping, Glass Setting Tape, Composition Rubber, Low Compressibility, Tacky Sealer	82654
38	- 22N1173	1	Finger Left	36422
39	22N1114	2	Latch Strike	36422
	22N1115	4	Grommet	36422

M14-1-126.0 (4 Of 8)

Cab And Mount - Continued



## Parts List

R284

Cab And Mount- Continued				
REF.	PART NO.	QTY.	DESCRIPTION	FSCM No.
	1X54354		Machine Screw, Round Head, Carbon Steel ASTM A307, Zinc Plated, #6 X 3/4"	90483
	1X2937	4	Plain Washer, Hot Rolled Mild Steel, Zinc Plated #6	86157
	1X5091	4	Locknut, Hexagon, Low Carbon Steel, Zinc Plated, Rockwell C32, Nylon Insert, UNC-3B, #6	72968
40	824018006	AR	Weather-Strip, Door Seal, Extruded Rubber "P" Strip, Hollow Bulb, Neoprene	70485
41	22N909	2	Latch	36422
	1X5313	4	Screw W/Nylon Washer, Phillips Drive Pan Head, Recessed, Type AB Thread, Quality Steel-Heat Treaded, Cadmium Plated, #10 X 1/2"	90483
42	28N169	2	Knob	36422
43	18N1041	6	Ball Joint Assembly	36422
44	1X4705	2	Locking Capscrew, Hex Head, UNC Class 2A - Grade 5, 1/4" X 1/2"	72968
45	1X5080	2	Locknut, Hexagon, Low Carbon Steel, Zinc Plated, Rockwell C32, Nylon Insert, UNC-3B, 5/16"	72968
46	1X3819	2	Capscrew, Hex Head, UNC Class 2A - Grade 5, 1/4" X 5/8"	90483
47	22N1409	2	Mount	36422
48	1X2	4	Plain Washer, Hot Rolled Mild Steel, Zinc Plated, 1/4"	86157
49	1X181	1	Finished Hexagon Jam Nut, Coarse Thread, Steel, Zinc Plated, 5/16"	90483
50	1X5079	2	Locknut, Hexagon, Low Carbon Steel, Zinc Plated, Rockwell C32, Nylon Insert, UNC-3B, 1/4"	72968
51	1X4371	1	Ball Bearing, Single Row Radial, Underground Extended Inner Race, Seal One Side Balls - High Carbon Chromium Steel Race - 1020 CRS With Harden Raceways, 7/16" I.D. X 1-3/8" O. D. X 7/16"	91936
52	1X1872	1	Hex Socket Head, Shoulder Screw, Stripper Bolts, NC-3 Threads, Alloy Steel, 5/16" X 3/8" X 1"	90483
	18N1061	1	Tolerance Ring	36422
53	1X3819	1	Capscrew, Hex Head, UNC Class 2A - Grade 5, 1/4" X 5/8"	90483
	1X2	1	Plain Washer, Hot Rolled Mild Steel, Zinc Plated, 1/4"	86157
54	18N1076	1	Striker	36422
55	1X2574	1	Capscrew, Hex Head, UNC Class 2A - Grade 5, 3/8" X 1"	90483
	1X3809	1	Locknut, Hexagon, Low Carbon Steel, Zinc Plated, Rockwell C32, Nylon Insert, UNC-3B, 3/8"	72968
56	1X4	2	Plain Washer, Hot Rolled Mild Steel, Zinc Plated, 3/8"	86157
57	22N1413	1	Latch	36422
58	1X4371	4	Ball Bearing, Single Row Radial, Ungrounded Extended Inner Race, Seal One Side, Balls - High Carbon Chromium Steel, Race - 1020 CRS With Harden Raceways, 7/16" I.D. X 1-3/8" O. D. X 7/16"	91936
	1X3816	4	Blind Rivet, Closed End, Rivet And Mandrel - Aluminum Plain Finish, Domed Type Head, 3/16"	09505
	18N1061	4	Tolerance Ring	36422
	1X1	4	Plain Washer, Hot Rolled Mild Steel, Zinc Plated, 3/16"	86157
59	18N1277	2	Roller Support	36422
	1X4895	4	Nylon Flanged Bearing, Outside Diameter Of Flange Has Four Molded Notches, Outside Diameter Of Bearing Sleeve Portion Has Diagonal Slot, 5-1/8" I.D. X 5/8" Lg.	19382
60	IX2134	2	Truarc Retaining Ring, External, Phosphate Coated, 5/8"	79136

M14-1-126.0 (6 Of 8)

Parts List

R284

M 14-1-126.0

Cab Mount- Continued				
REF.	PART NO.	QTY.	DESCRIPTION	FSCM No.
61	1X622	4	Machine Screw, Round Head, Carbon Steel, ASTM A307, Zinc Plated, #10 X 1/2"	90483
	1X4638	4	Locknut, Hexagon, Low Carbon Steel, Zinc Plated, Rockwell C32, Nylon Insert, UNC-3B, #10	72968
62	18N1067	1	Latch	36422
63	22N1402	1	Connecting Rod	
64	1X647	2	Machine Screw, Flat Head, Carbon Steel, Zinc Plated, #10 X 5/8"	90483
65	22N1425	1	Lock Handle	36422
66	22N1423	1	Latch Pin	36422
67	IX19	1	Plain Washer, Hot Rolled Mild Steel, Zinc Plated, #12	86157
68	36N208	1	Door Latch W/Handle	36422
	1X622	4	Machine Screw, Round Head, Carbon Steel, ASTM A307, Zinc Plated, #10 X 3/4"	90483
	1X19	4	Plain Washer, Hot Rolled Mild Steel, Zinc Plated, #12	86157
	1X4638	4	Locknut, Hexagon, Low Carbon Steel, Zinc Plated, Rockwell C32, Nylon Insert, UNC-3B, #10	72968
	IX1081	1	Cotter Pin, Extended Prong, Square Cut, 1/16" X 1"	20859
69	18A1661	2	Tap Screw	36422
70	32N456	1	Capacity Chart Bracket	36422
71	32P165	1	Label, Jib Capacity Chart	36422
72	22P1355	1	Working Range Plate	36422
73	22P1658	1	Counterweight Inst. Plate HC-238A	36422
74	22P1673	1	Label, Hand Throttle	36422
75	22J745	1	Fuel Shutdown Bracket	36422
76	22P1614	1	Label, GM Engine Only	36422
77	22J1019	1	Throttle Cover	36422
78	1X2248	1	Hex Head, Tapping Screw, Thread Cutting Type, Steel, Zinc Plated, 1/4" X 1/2"	90483
	1X2404	1	Plain Washer, Hot Rolled Mild Steel, Zinc Plated, 1/4"	86157
79	22P1530	1	Label, Warning And Danger	36422
80	22N1072	2	Arm Rest	36422
	22N995	2	Hinge	36422
	1X622	4	Machine Screw, Round Head, Carbon Steel, ASTM A307, Zinc Plated, #10 X 1/2"	90483
	1X623	4	Machine Screw, Round Head, Carbon Steel, ASTM A307, Zinc Plated, #10 X 3/4"	90483
	1X4638	4	Locknut, Hexagon, Low Carbon Steel, Zinc Plated, Rockwell C32, Nylon Insert, UNC-3B, #10	72968
81	22N1036	4	Knob Assembly	36422
	NC1187	4	Washer	36422
	22N1005	4	Spacer	36422
82	22N1473	1	Rt. Rear Console Panel	36422
83	IX5314	16	Screw, Pan Head W/Nylon Washer, Phillips Drive Head, Corrosion Resistant Steel, Passivated, UNC-2A, Threads, 1/4" X 5/8"	90483
84	22N1474	1	Left Rear Console Panel	36422
85	1X5313	6	Screw, W/Nylon Washer, Phillips Drive Pan Head, Recessed, Type AB Thread, Quality Steel-Heat Treated, Cadmium Plated, #10 X 1/2"	90483
86	22N972	2	Storage Compartment	36422
87	1X629	1	Machine Screw, Round Head, Carbon Steel, ASTM A307, Zinc Plated, 1/4" X 3/4"	90483

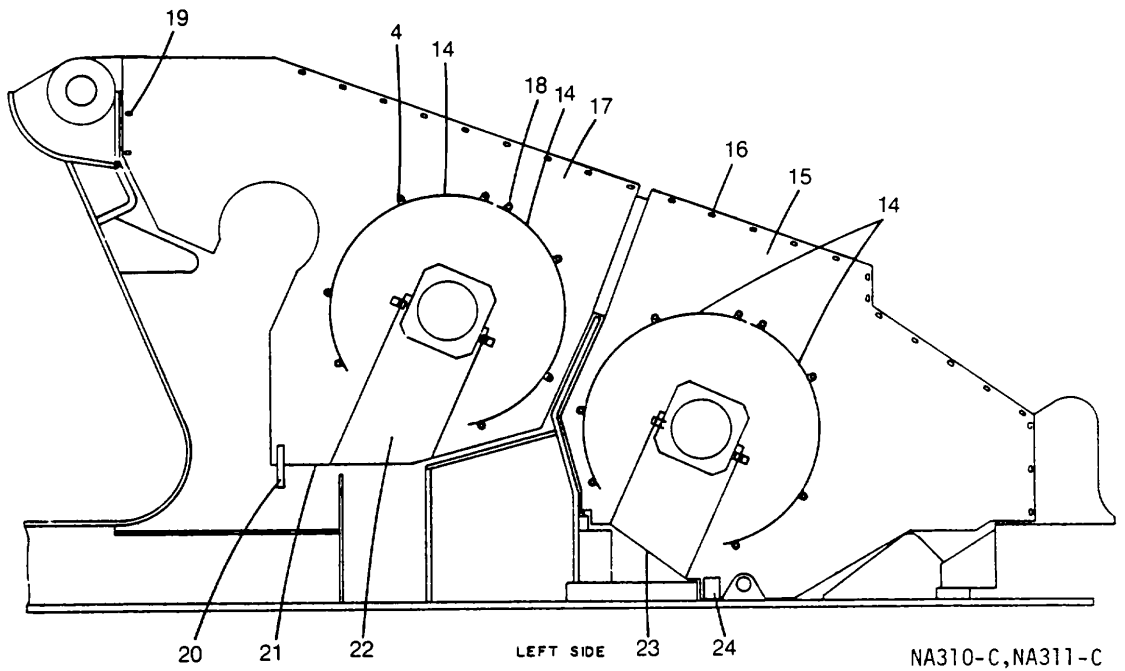
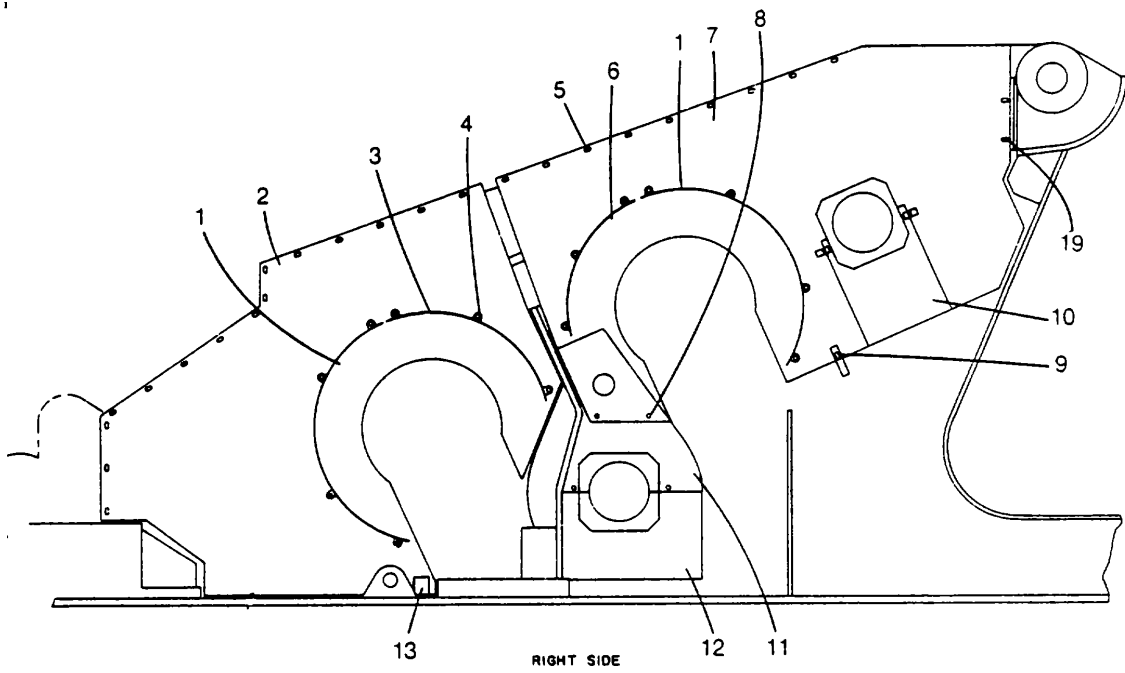
M14-1-126.0 (7 Of 8)

## Parts List

R284

Cab and Mount - Continued				
REF.	PART NO.	QTY.	DESCRIPTION	FSCM No.
	1X50791		Locknut, Hexagon, Low Carbon Steel, Zinc Plated, Rockwell C32, Nylon Insert, UNC-3B, 1/4"	72968
88	1X2404	1	Plain Washer, Hot Rolled Mild Steel, Zinc Plated, 1/4"	86157
	22N968	1	Left Forward Console - Rt. Half	36422
89	22N993	1	Trim Strap	36422
	22N969	1	Left Forward Console - Left Half	36422
90	28N1380	1	Plate	36422
	22P1674	1	Label	36422
91	22N1001	1	Plate	36422
	22P1676	1	Label, Left Rear Control	36422
92	22N990	2	Trim Strap	36422
	1X2760	4	Hex Head, Tapping Screw, Thread Cutting Type, Steel, Zinc Plated, 3/8" X 3/4"	90483
93	22N1136	1	Right Forward Console Panel	36422
	22P1671	1	Label, R.H. Swing Brake Release	36422
	22P1672	1	Label, R.H. Swing Brake Apply	36422
94	22P1670	1	Label	36422
95	22P1675	1	Label, Right Rear Control	36422
96	32J3383	1	Label - Information	36422
97	22P1635	2	Label - Lube Control Valves	36422
98	47N77	2	Plug Button	36422
99	22N1466	1	Insulation	36422
100	20P51	1	Fire Extinguisher	36422
101	1X4410	4	Blind Rivet, Cadmium Plated - Open End, Rivet & Mandrel - Carbon Steel, Domed Type Head, 3/16" X .402"	09505
102	22N1048	1	Trim Strip	36422
	1X3317	5	Tapping Screw, Hex Head, Thread Cutting Type, Steel, Zinc Plated, UNC-2A, #8 X 1/2"	90483
103	22N1370	1	Floormat36422	
<b>M14-1-126.0 (8 Of 8)</b>				

Left And Right Drum Guards





Parts List

R284

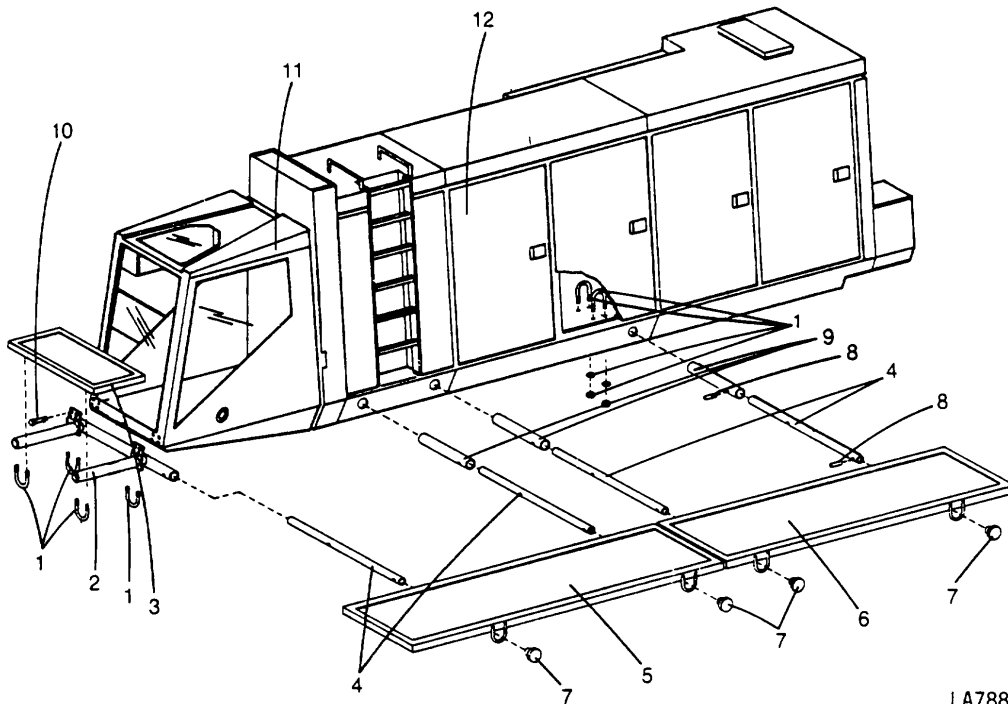
Live Mast Lines - Continued				
REF.	PART NO.	QTY.	DESCRIPTION	FSCM No.
1	22N78	2	Front And Rear Drum Guard	36422
2	22N1506	1	Lower Right Drum Guard	36422
3	22N102	1	Right Hand Front Drum Guard	36422
4	1X3971	AR	Locking Capscrew, Hex Head, UNC Class 2A, Grade 5 3/8" X 1"	72968
5	1X4	AR	Plain Washer, Hot Rolled, Mild Steel, Zinc Plated, 3/8"	86157
	1X4062	AR	Locking Capscrew, Hex Head, UNC Class 2A - Grade 5, 3/8" X 3/4"	72968
6	1X4	AR	Plain Washer, Hot Rolled Mild Steel, Zinc Plated, 3/8"	86157
	804016002	AR	Adhesive Vinyl Foam Tape	34359
7	22N81	1	Right Hand Rear Drum Guard	36422
8	22N678	1	Upper Right Drum Guard	36422
8	1X2574	AR	Capscrew, Hex Head, UNC Class 2A-Grade, 3/8" X 1"	90483
	1X4	AR	Plain Washer, Hot Rolled Mild Steel, Zinc Plated, 3/8"	86157
	1X3809	AR	Locknut, Hexagon, Low Carbon Steel, Zinc Plated, Rockwell C32, Nylon Insert, UNC-3B, 3/8"	72968
9	18N816	1	Bar 36422	
	1X3971	1	Locking Capscrew, Hex Head, UNC Class 2A, Grade 5, 3/8" X 1"	72968
10	1X4	1	Plain Washer, Hot Rolled Mild Steel, Zinc Plated, 3/8"	86157
	22N673	1	Cover	36422
11	22N361	1	Guard	36422
12	22N363	1	Swing Shaft Brake Drum Guard	36422
13	19B206	1	Angle	36422
	1X3971	1	Locking Capscrew, Hex Head, UNC, Class 2A, Grade 5, 3/8" X 1"	72968
1X4	1		Plain Washer, Hot Rolled Mild Steel, Zinc Plated, 3/8"	86157
14	22N78	4	Front And Rear Drum Guard	36422
15	22N1504	1	Lower Left Drum Guard	36422
16	1X4062	AR	Locking Capscrew, Hex Head, UNC Class 2A - Grade 5, 3/8" X 3/4"	72968
	1X4	AR	Plain Washer, Hot Rolled Mild Steel, Zinc Plated, 3/8"	86157
17	804016002	AR	Adhesive Vinyl Foam Tape	34359
	22N680	1	Upper Left Drum Guard	36422
18	1X3971	AR	Locking Capscrew, Hex Head, UNC, Class 2A, Grade 5, 3/8" X 1"	72968
	1X4	AR	Plain Washer, Hot Rolled Mild Steel, Zinc Plated, 3/8" (Use As Shim)	86157
19	1X2574	AR	Capscrew, Hex Head, UNC Class 2A - Grade, 3/8" X 1"	90483
	1X4	AR	Plain Washer, Hot Rolled Mild Steel, Zinc Plated, 3/8"	86157
	1X3809	AR	Locknut, Hexagon, Low Carbon Steel, Zinc Plated, Rockwell C32, Nylon Insert, UNC-3B, 3/8"	72968
20	22N614	1	Bar	36422
21	1X3781	1	Capscrew, Hex Head, UNC Class 2A - Grade 5, 3/8" X 1/2"	90483
	1X4	2	Plain Washer, Hot Rolled Mild Steel, Zinc Plated, 3/8"	86157
22	22N344	1	Cover	36422
23	22N677	1	Cover	36422
24	19B206	1	Angle	36422
	1X3971	1	Locking Capscrew, Hex Head, UNC, Class 2A, Grade 5, 3/8" X 1"	72968
	1X4	1	Plain Washer, Hot Rolled Mild Steel, Zinc Plated, 3/8"	86157

Parts List

R482

M14-5-34.0

Catwalk Assembly



LA788-C

REF.	PART NO.	QTY.	DESCRIPTION	FSCM No.
1	SE50	10	U-Bolt	36422
	1X6786	20	Locknut, Zinc Plated, Chromate Treated, UNC-2B, Class A, 3/8"	72698
2	18N1202	1	Front Catwalk Support	36422
	18N1207	2	Spacer	36422
3	18N1222	1	Front Catwalk	36422
4	18N1216	4	Catwalk Support Tube	36422
5	18N1208	1	Front Side Catwalk	36422
6	18N1218	1	Rear side Catwalk	36422
7	18N1213	4	End Cap	36422
8	18M273	8	Lock Pin	36422
9	18N1217	3	Catwalk Base Tube	36422
10	1X6796	8	Capscrew, Hex Head, UNC-3A ANSI Spec. B1.1, Grade 5, 3/8" X 1-3/4"	90483
11			Operator's Cab, See Key sheet M14-1-126.0	
12			House Assembly, See Key sheet M14-1-92.0	
			The Following Items Are Used, But Not Shown:	
	22N208	2	Grab Handle Tube	36422
	22N209	4	Grab Handle Bracket	36422
	1X2573	8	Capscrew, Hex Head, UNF - Class 2A - Grade 5, Zinc Plated, 5/16" X 1"	90483
<b>M14-5-34.0 (1 Of 2)</b>				

Parts List

R284

Catwalk Assembly- Continued

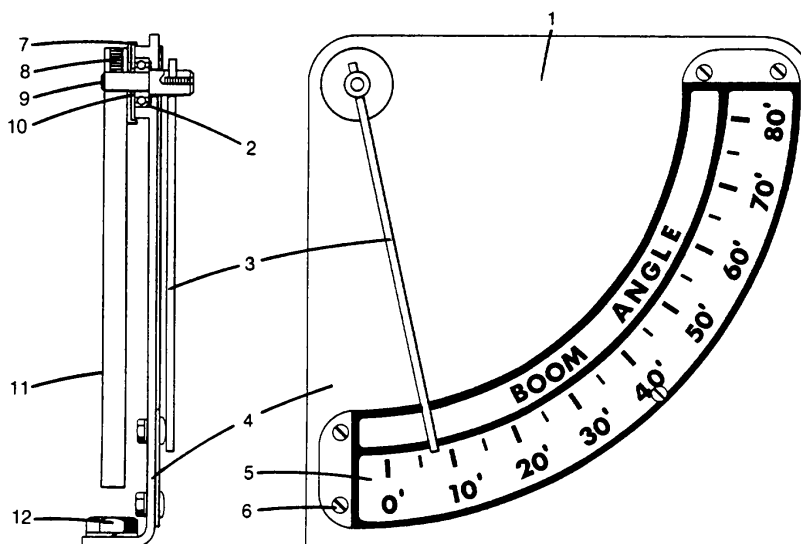
REF.	PART NO.	QTY.	DESCRIPTION	FSCM No.
	1X3	8	Plain Washer, Hot Rolled Mild Steel, Zinc Plated, 5/16"	86157
	1X5080	8	Locknut, Hexagon, Low Carbon Steel, Zinc Plated, Rockwell C32, Nylon Insert, UNC-3B, 5/16"	72968

<u>Wire Rope Requirements</u>													
<u>FMC Type</u> "N" 6X 25 (6 X 19 Class), Filler Wire, E.I.P.S., I WRC Regular Lay													
<u>Boom Hoist Rope</u> 16 Parts 7/8" X 675 ft. (22.2mm X 205.74m) Type "T"													
<u>Drum Wedge</u> 22Y1- Wedge, 7/8" (22.2mm)												<u>FSCM NO.</u> 36422	
<u>Bail Socket And Wedge</u> 1Y101 - Wedge, 7/8" (22.2mm) 9Y68 - Socket												36422 36422	
<u>Pendant And Links</u> Refer To Specific Boom Page, Area M9-3-135.0 For Pendant & Pins Part Numbers													
<u>Main Hoist Wire Rope</u> 1" (25.4mm) Type "N" Wire Rope													
<u>Wire Rope Length In Feet (meters) For Given Parts Of Lines</u>													
<u>Boom Length</u>		<u>Parts Of Lines</u>											
		1		2		3		4		5		6	
Ft	M	Ft	M	Ft	M	Ft	M	Ft	M	Ft	M	Ft	M
50	15	120	37	180	55	240	73	300	91	360	110	420	128
60	18	140	43	210	64	280	85	350	107	420	128	490	149
70	21	160	49	240	73	320	98	400	122	480	146	560	171
80	24	180	55	270	82	360	110	450	137	540	164	630	192
90	27	200	62	300	91	400	122	500	152	600	183	700	213
100	30	220	67	330	107	440	134	550	168	660	201	770	235
110	34	240	73	360	110	480	146	600	183	720	219	840	256
120	37	260	79	390	119	520	158	650	198	780	238	910	277
130	40	280	85	420	128	560	171	700	213	840	256	980	299
<u>Boom Length</u>		<u>Parts Of Lines</u>											
		7		8		9		10		11		12	
Ft	M	Ft	M	Ft	M	Ft	M	Ft	M	Ft	M	Ft	M
50	15	480	146	540	164	600	183	660	201	720	219	780	230
60	18	560	171	630	192	700	213	770	235	840	250	---	---
70	21	640	195	720	219	800	244	880	268	---	---	---	---
80	24	720	219	810	247	---	---	---	---	---	---	---	---
90	27	800	244	---	---	---	---	---	---	---	---	---	---
100	30	880	268	---	---	---	---	---	---	---	---	---	---
110	34	---	---	---	---	---	---	---	---	---	---	---	---
120	37	---	---	---	---	---	---	---	---	---	---	---	---
130	40	---	---	---	---	---	---	---	---	---	---	---	---
<u>Main Hoist Line Drum Wedge</u> 22Y12 - Wedge 1" (25.4mm) Rope												<u>FSCM NO.</u> 36422	
<u>Boom Peak Or Hook Block Connection</u> 9Y58 - Socket 9Y59 - Wedge, 7/8" (22.2mm) Rope 22Y61 - Pin												36422 36422 36422	

Parts List

M18-1-2.0

Crane Boom Angle Indicator



REF.	PART NO.	QTY.	DESCRIPTION	FSCM No.
1	PC197	1	Boom Angle Indicator Assy.	36422
2	PA121	1	Bearing	36422
3	PC202	1	Pointer Rod	36422
4	PC199	1	Mounting Plate	36422
5	PC198	1	Indicator Plate	36422
6	1X507	4	Machine Screw, Brass, Slotted Round Head, #10 X 1/2"	90483
	1X1463	4	Hexagon Machine Screw Nut, Brass, #10	90483
	1X25	4	Spring Lockwasher, Medium Series, Carbon Steel, Natural, #10	20859
7	PA134	1	Sheet	36422
8	1X482	1	Hex Socket Set Screw, Cup Point, NC-3 Threads, Heat Treated Alloy Steel, 1/4" X 5/8"	90483
9	PB142	1	Pin	36422
10	PA136	1	Washer	36422
11	PC201	1	Pendulum Bar	36422
12	1X3302	2	Capscrew, Hex Head, UNC Class 2A-Grade 5, 1/2" X 1-1/2"	90483
			1X62 Plain Washer, Hot Rolled Mild Steel, Zinc Plated, 1/2"	86157
		2	Locknut, Hexagon, Low Carbon Steel, Zinc Plated, Rockwell C32, Nylon Insert, UNC-3B, 1/2"	72968
			The Following Items Are Not Shown:	
	28P712	1	Mounting Bracket	36422

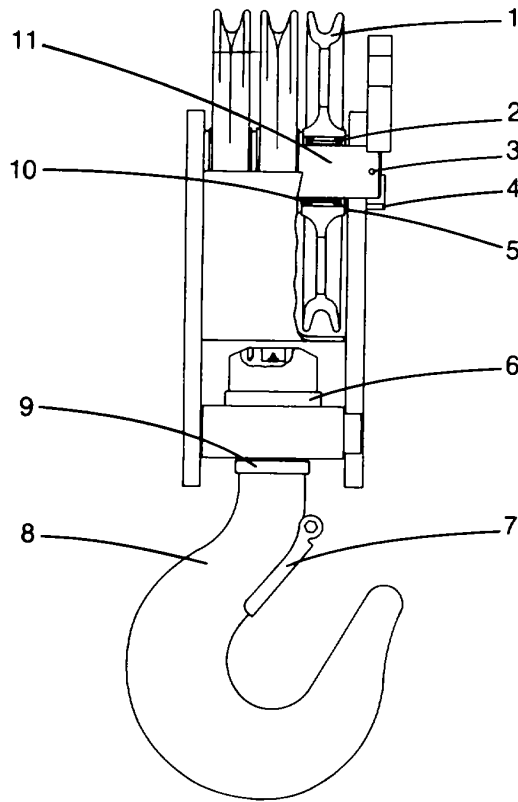
**Parts List**

Crane Boom Angle Indicator- Continued				
REF.	PART NO.	QTY.	DESCRIPTION	FSCM No.
	SE50	2	U-Bolt	36422
	1X3809	4	Locknut, Hexagon, Low Carbon Steel, Zinc Plated, Rockwell C32, Nylon Insert, UNC-3B, 3/8"	72968
	1X4	4	Plain Washer, Hot Rolled, Mild Steel, Zinc Plated, 3/8"	86157

Parts List

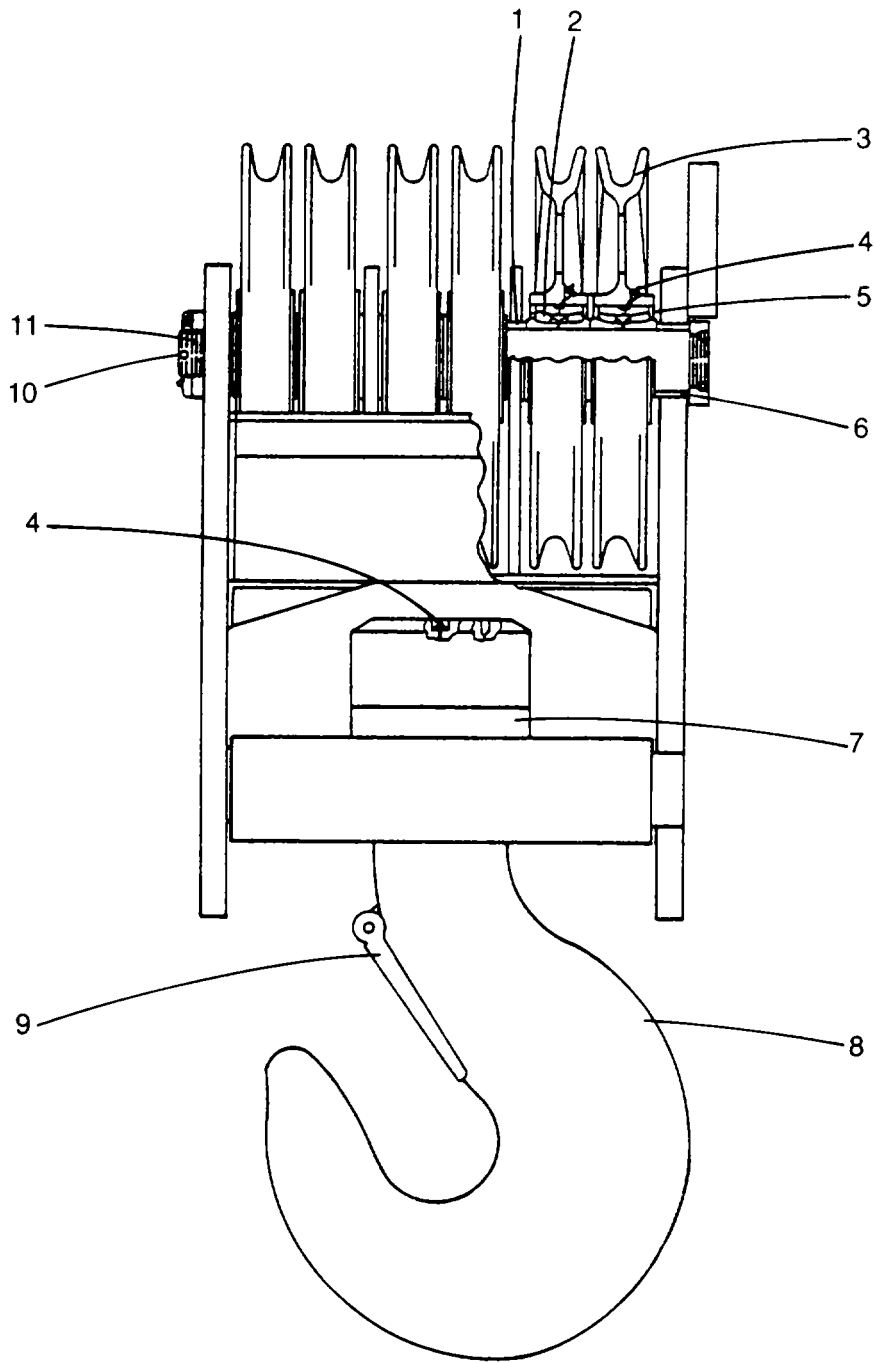
M18-4-6.0

Hook Block - 45 Ton



REF.	PART NO.	QTY.	DESCRIPTION	FSCM No.
1	22M1692	1	Hook Block	36422
	3M402	3	Sheave	*
2	3M401	4	Grease Jerk	*
	3M405	3	Bearing	*
3	3M400	1	Cotter Pin	
4	3M397	1	Shield-Sheave Pin	*
5	3M404	4	Bronze Spacer	*
6	3M387	1	Hook Bearing	*
7	3M389	1	Latch Kit	*
8	3M395	1	Hook	
9	3M386	1	Steel Spacer	*
10	3M406	6	Bearing Retainer	*
11	3M403	1	Sheave Pin	*
			* See Vendor Annex List For FSCFM NO.	
<b>M18-4-6.0 (1 Of 1 )</b>				

Hook Block - 150 Ton

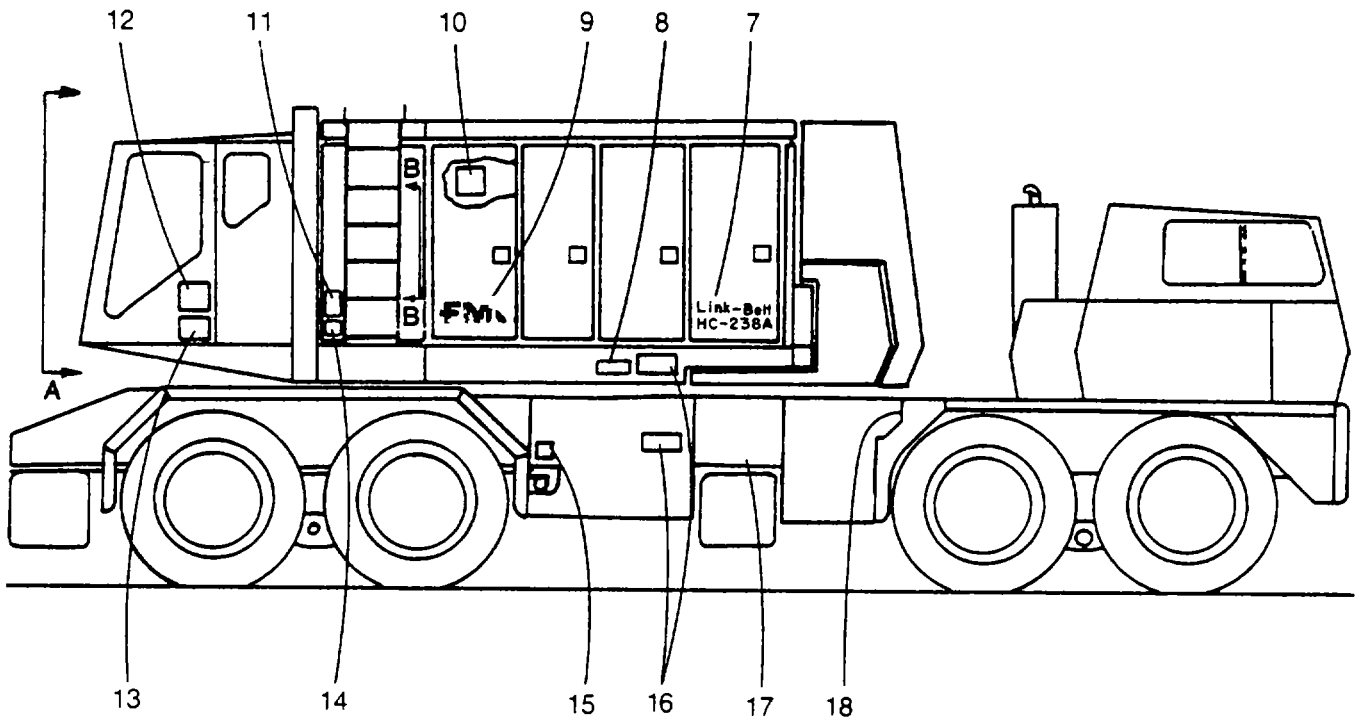
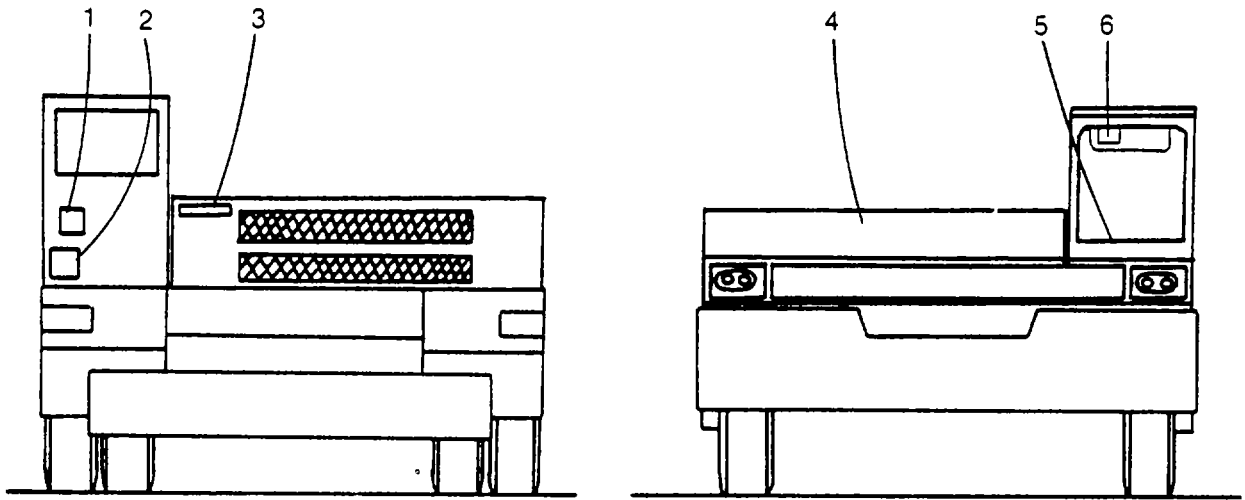




Parts List

Hook Block - 150 Ton - Continued				
REF.	PART NO.	QTY.	DESCRIPTION	FSCM No.
	28M774	1	Hook Block	36422
1	3M393	2	Cone Follower, Inner	*
2	3M382	6	Bearing/Roller Assembly	*
3	3M391	6	Sheave	*
4	3M401	7	Grease Zerk	*
5	3M384	6	Up Seal/Bearing	*
6	3M394	2	Cone Follower/Outer	*
7	3M388	1	Bearing/Hook	*
8	3M396	1	Hook	*
9	3M399	1	Latch Kit	*
10	3M400	1	Cotter Pin	*
11	3M398	1	Pin/Sheave Assembly	*
* See Vendor Annex List For FSCM NO.				
<b>M18-4-7.0 (2 of 2)</b>				

Decals And Labels



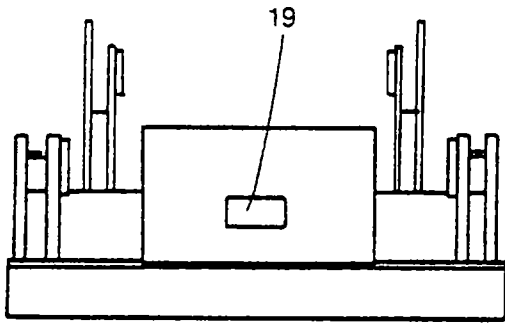
## Parts List

R1083

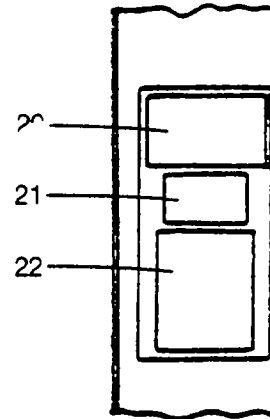
## Decals And Labels - Continued

REF.	PART NO.	QTY.	DESCRIPTION	FSCM No.
1	22A2657	1	Axle Rating Plate	36422
	1X3816	4	Rivet, Blind, Closed End Aluminum, Domed Type Head, 3/16" X 1/2"	90483
2	8A6111	1	Label - Tire Inflation	36422
3	12A1362	1	Label - Boom Guide	36422
4	18A3983	1	Red Decal - FMC Link-Belt	36422
	36A1490	1	White Decal - FMC Link-Belt	36422
5	18A1513	1	Label - Hyd.Pump Engage (Bottom Rt. Of Cab Dash)	36422
6	18A3736	1	Label - Main Transmission (Sun Visor In Cab)	36422
7	22P1356	1	Black Decal	36422
	22P1357	1	White Decal	36422
8	22J1761	2	Counterweight Instruction Label	36422
9	36P36	2	Red Decal (FMC)	36422
	1P2036	2	White Decal (FMC)	36422
10	22P1641	1	Lubrication Chart	36422
11	12P155	1	Safety Cable Plate	36422
12	12P95	1	Label - Hand Signals	36422
13	1P2240	1	Power Line Danger Label	36422
14	1P1248	1	PCSA Std. Label	36422
15	31H290	2	Diesel Fuel Information	36422
16	9P1178	4	Label - Danger Swinging Upper	36422
17	8A5629	4	Information Label (Top Of Outrigger Box)	36422
18	12A3476	4	Label - Tire Inflation	36422
<b>M18-9-56.0 (2 OF 4)</b>				

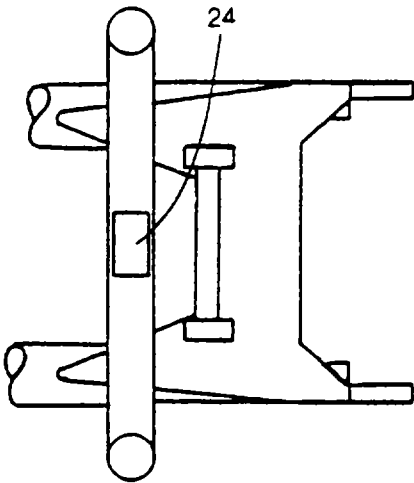
Decals And Labels - Continued



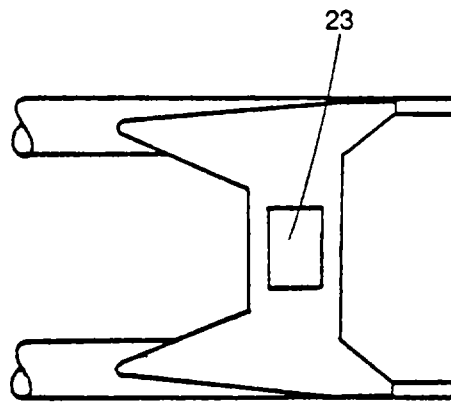
A-A




B-B



Live Mast As Boom



Live Mast



## Parts List

R1083

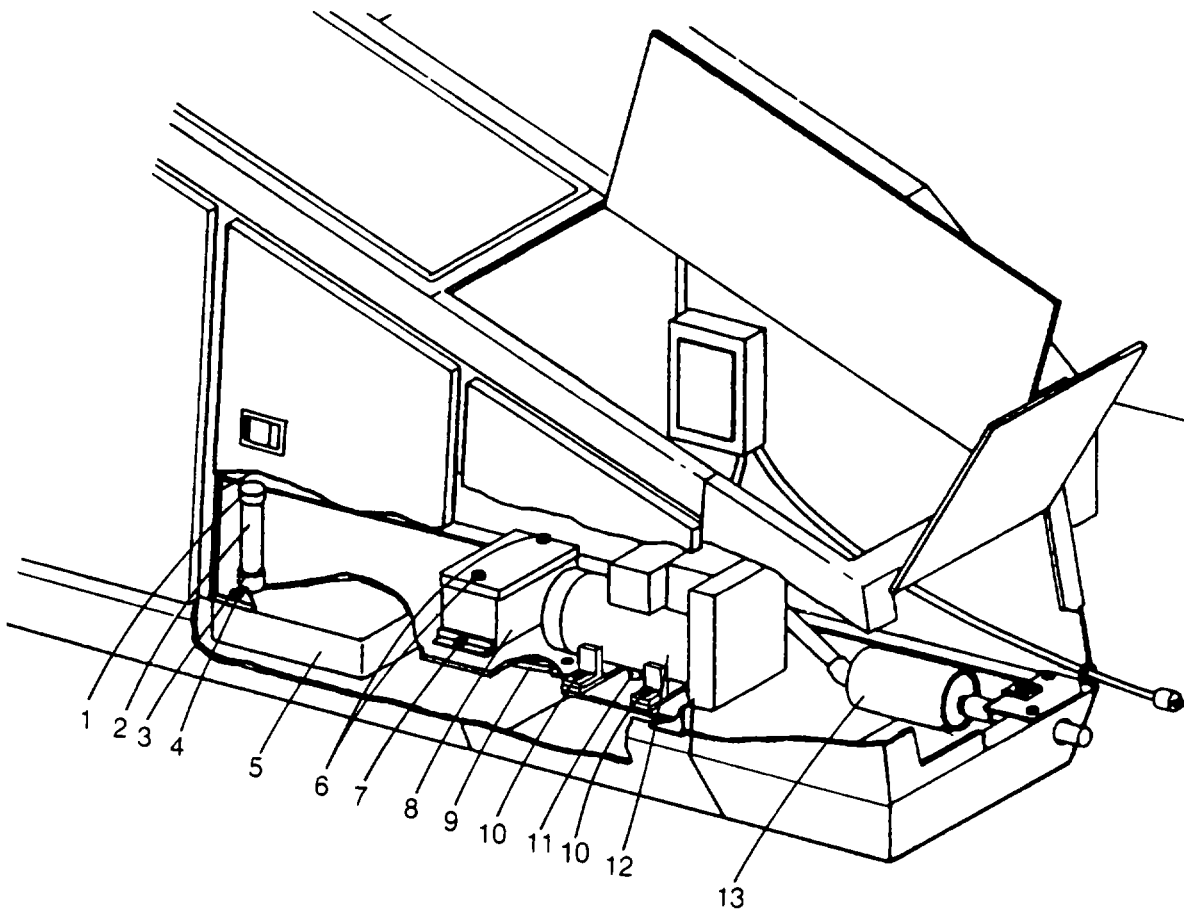
## Labels And Decals - Continued

REF.	PART NO.	QTY.	DESCRIPTION	FSCM No.
19	22P1524	1	Caution Label (Boom Foot Pin Removal Only)	36422
20	4P5	1	Engine Speed Plate	36422
	1X3816	4	Rivet, Blind, Closed End, Aluminum, Domed Type Head, 3/16" X 1/2"	90483
21	18P697	1	Ownership Plate	36422
	1X3816	4	Rivet, Blind, Closed End, Aluminum, Domed Type Head, 3/16" X 1/2"	90483
22	1P2099	1	Patent Plate	36422
	1X3816	4	Rivet, Blind, Closed End, Aluminum, Domed Type Head, 3/16" X 1/2"	90483
23	22P1667	1	Live Mast Capacity Label	36422
24	18M3757	1	Live Mast Backstop Label	36422
25	9P1242	2	Information Label	36422
26	18P969	2	Caution Label - Backstops	36422
<b>M18-9-56.0 (4 OF 4)</b>				

Parts List

M18-10-27.0

Light Plant Assembly



NA315-B

REF.	PART NO.	QTY.	DESCRIPTION	FSCM No.
1	RB150	1	Fitting, Cap Pipe	36422
2	1X5821	1	Pipe Nipple, Extra Heavy, Wrought Steel, NPT Threads, 1-1/2" X 8"	09505
3	1X845	1	Pipe Coupling, Carbon Steel, 1-1/2"	09505
4	1X3357	4	Capscrew, Hex Head, UNC Class 2A-Grade 5, 3/8" X 1-1/2"	90483
	1X4	8	Plain Washer, Hot Rolled Mild Steel, Zinc Plated, 3/8"	86157
	NC1186	4	Rubber Washer	36422
	1X3809	4	Locknut, Hexagon, Low Carbon Steel, Zinc Plated, Rockwell C32, Nylon Insert, UNC-3B, 3/8"	72968
5	1R2	1	Fuel Tank	36422
6	1X4020	2	Locking Capscrew, Hex Head, UNC Class 2A-Grade 5, 1/2" 2-1/2"	72968
7	1X3718	2	Capscrew, Hex Head, UNC Class 2A-Grade 5, 1/2" X 1-3/4"	90483
	1X3808	2	Locknut, Hexagon, Low Carbon Steel, Zinc Plated, Rockwell C32, Nylon Insert, UNC-3B, 1/2"	72968
8	12A529	1	Battery, 12 Volt	36422
	8H824	1	Battery Case	36422
9	1X829	1	Pipe Plug, Square Head, Steel, 1/2"	09505
	1A4685	2	Tube	36422
	RA157	4	Elbow	36422
	1X5424	4	Cap, 37¼ Flare, Steel, Cadmium Plated, 1/4"	09505
	JC2987	1	Bracket 36422	

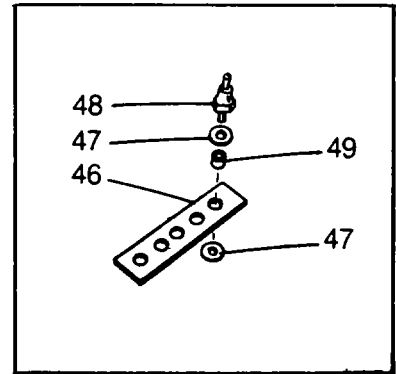
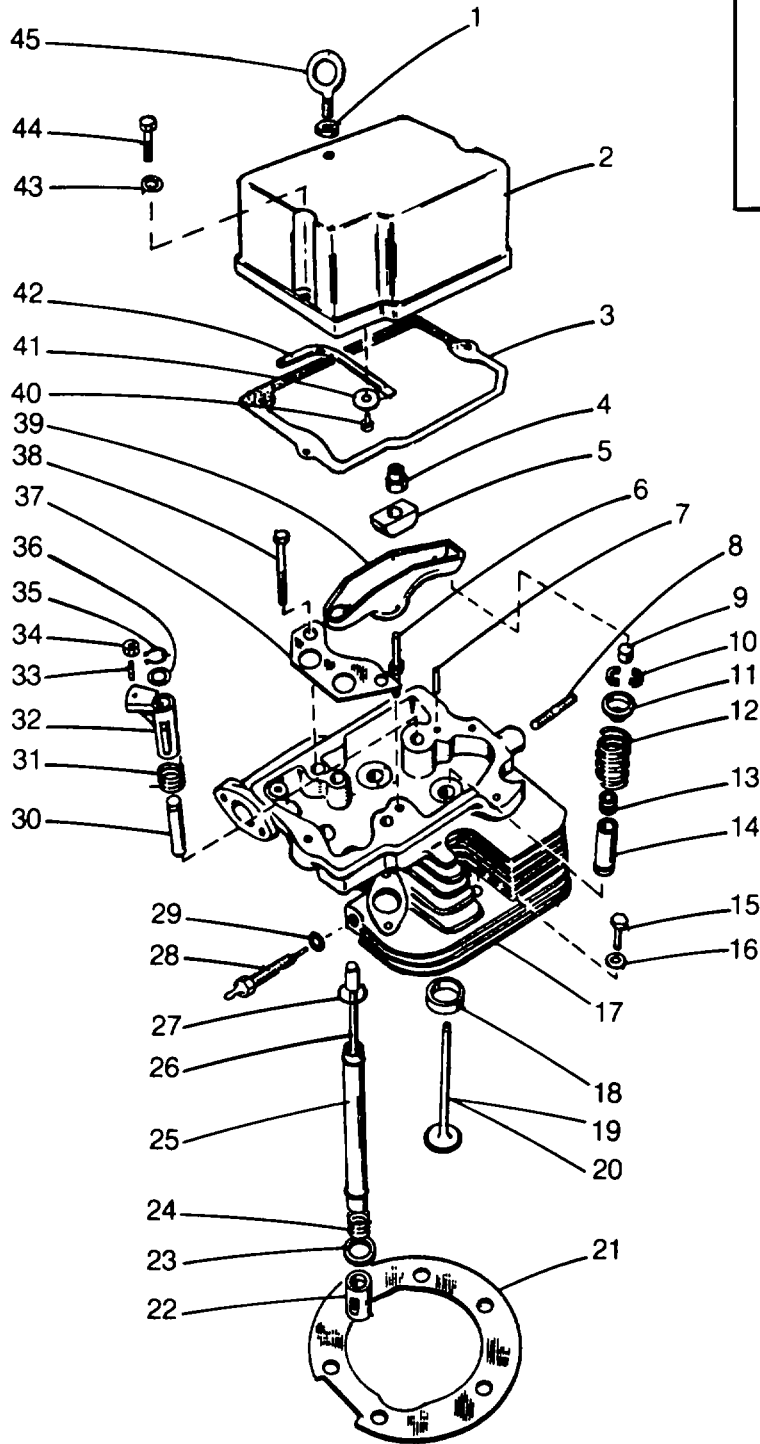
**Parts List**

Light Plant Assembly - Continued				
REF.	PART NO.	QTY.	DESCRIPTION	FSCM No.
	JC2275	2	Clamp	36422
	AC5493	1	Capscrew	36422
	1X5079	1	Locknut, Hexagon, Low Carbon Steel, Zinc Plated, Rockwell C32, Nylon Insert, UNC-3B, 1/4"	72968
10	1X3843	1	Capscrew, Hex Head, UNC Class 2A-Grade 5, 3/8" X 4-1/2"	90483
	1X3809	4	Locknut, Hexagon, Low Carbon Steel, Zinc Plated, Rockwell C32, Nylon Insert, UNC-3B, 3/8"	72968
11	1X927	1	90° Street Elbow, Malleable Iron, 1/2"	09505
	1X1953	1	Pipe Nipple, Standard Weight, Wrought Steel, NPT Threads, 1/2" X 4-1/2"	09505
	1X942	1	Pipe Cap, Malleable Iron, 1/2"	09505
12	1R385	1	Generator	36422
13			Light Plant Exhaust Assembly, See M18-10-28.0	
<b>M18-10-27.0(2 of 2)</b>				

Parts List

M18-10-27.1

Cylinder Head Valve And Rocker





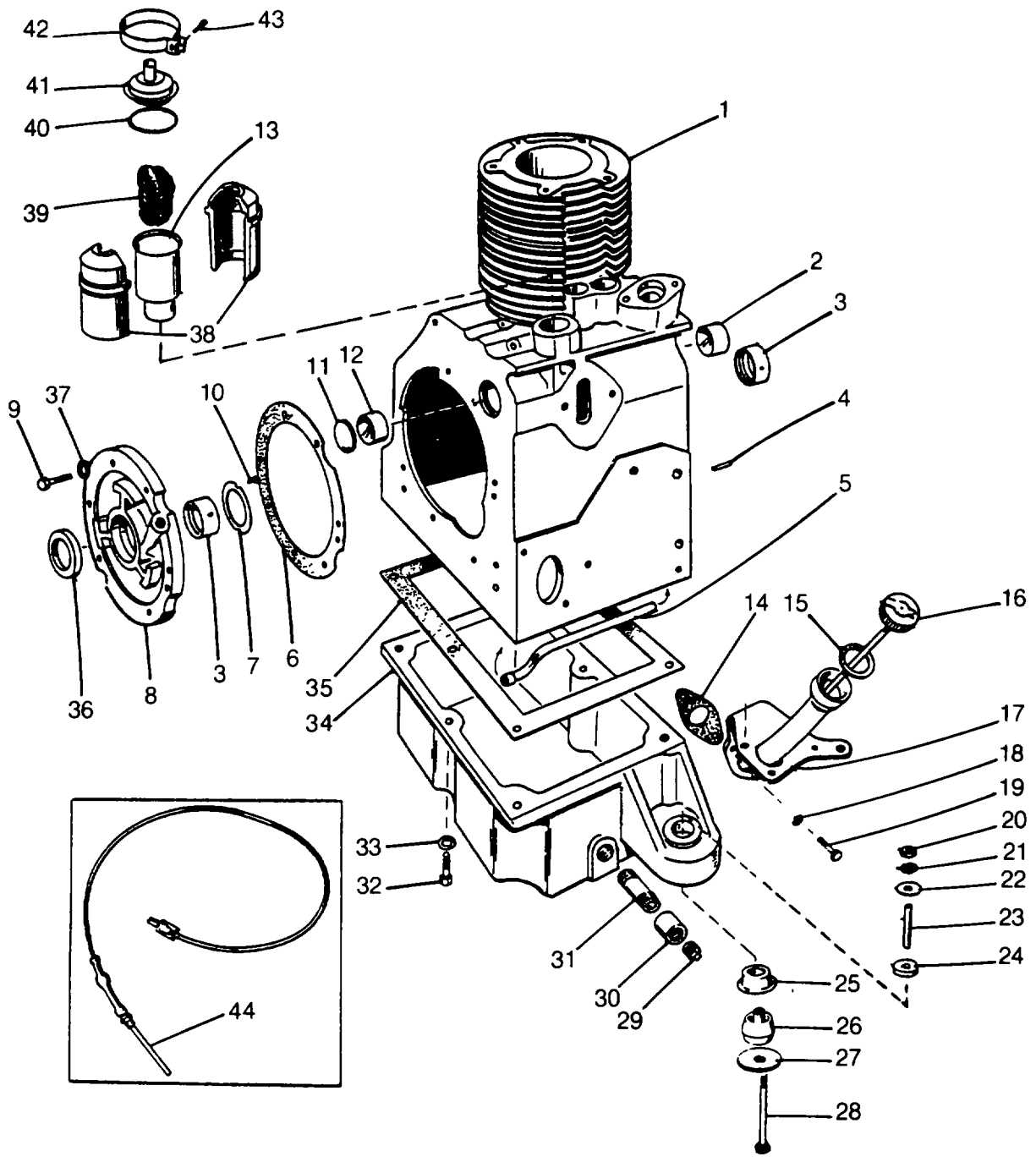
## Parts List

Cylinder Head Valve & Rocker - Continued				
REF.	PART NO.	QTY.	DESCRIPTION	FSCM No.
1	862-0003	1	Nut, 3/8" -16	44940
2	115-0188	1	Cover, Rocker	44940
3	115-0160	1	Gasket, Rocker Cover	44940
4	115-0150	2	Lock Nut, Rocker Arm	44940
5	115-0127	2	Ball, Rocker Arm	44940
6	115-0152	2	Stud, Rocker Arm	44940
7	516-0090	1	Pin, Roll 3/8" X 1-3/8"	44940
8	520-0608	2	Stud, Exhaust Manifold Mounting	44940
9	110-0859	2	Cap, Valve Stem	44940
10	110-0858	4	Lock, Valve Spring Retainer	44940
11	110-1220	2	Retainer, Valve Spring	44940
12	110-1221	2	Spring, Valve	44940
13	509-0090	1	Seal, Intake Valve Oil	44940
14	110-1501	2	Guide, Valve	44940
15	110-0814	4	Screw, 3/8" -16 X 1-1/2" Cylinder Head	44940
16	526-0174	4	Washer, Cylinder Head	44940
17	110-1695	1	Head, Cylinder	44940
18	110-1268	2	Insert, Valve Seat	44940
19	110-1320	1	Valve, Intake	44940
20	110-1278	1	Valve, Stellite Exhaust	44940
21	110-1267	1	Gasket, Head	44940
22	115-0195	2	Tappet, Valve	44940
23	115-0155	2	Washer, Spring Retaining	44940
24	115-01 46	2	Spring, Shield Retainer	44940
25	115-0151	2	Shield, Push Rod	44940
26	115-0149	2	Rod, Valve Push (Steel)	44940
27	509-0084	4	Seal, Push Rod Shield	44940
28	333-0106	1	Plug, Glow	44940
29	110-0546	1	Gasket, Glow Plug	44940
30	110-1444	1	Pin, Decompression Release	44940
31	110-1356	1	Spring, Decompression Release	44940
32	110-1512	1	Arm, Decompression Release	44940
33	815-0252	1	Set Screw, Decompression Release	44940
34	870-0134	1	Palnut, Decompression Release	44940
35	518-0207	1	Ring, Decompression Release Retainer	44940
36	110-1511	1	Washer, Decompression Release	44940
37	115-0147	1	Guide, Push Rod	44940
38	110-1264	2	Screw, 3/8" -16 X 4-1/4" Cylinder Head	44940
39	115-0128	1	Arm, Exhaust Rocker	44940
	115-0129	1	Arm, Intake Rocker	44940
40	809-0042	1	Screw, Rocker Cover Oil Line	44940
41	526-0130	1	Washer	44940
42	120-0595	1	Line, Rocker Cover Oil	44940
43	850-0045	2	Lockwasher, Rocker Cover Mounting 5/16"	44940
44	110-0879	2	Capscrew, Hex. Rocker Cover Mounting 5/16" -18 X 1-1/4"	44940
45	403-0671	1	Bolt, Lifting	44940
46	309-0195	1	Bracket, High Air Temperature Switch Mounting	44940
47	508-0126	2	Washer, High Air Temperature Switch Mounting Insulator	44940
48	309-0196	1	Switch, High Air Temperature - See Note	44940
49	508-0217	1	Insulator, High Air Temperature Switch Sleeving	44940
			Note: Mounts On Manifold Stud	
			<b>M18-10-27.1(2 of 2)</b>	

Parts List

M18-10-27.2

Crankcase And Oil Base



## Parts List

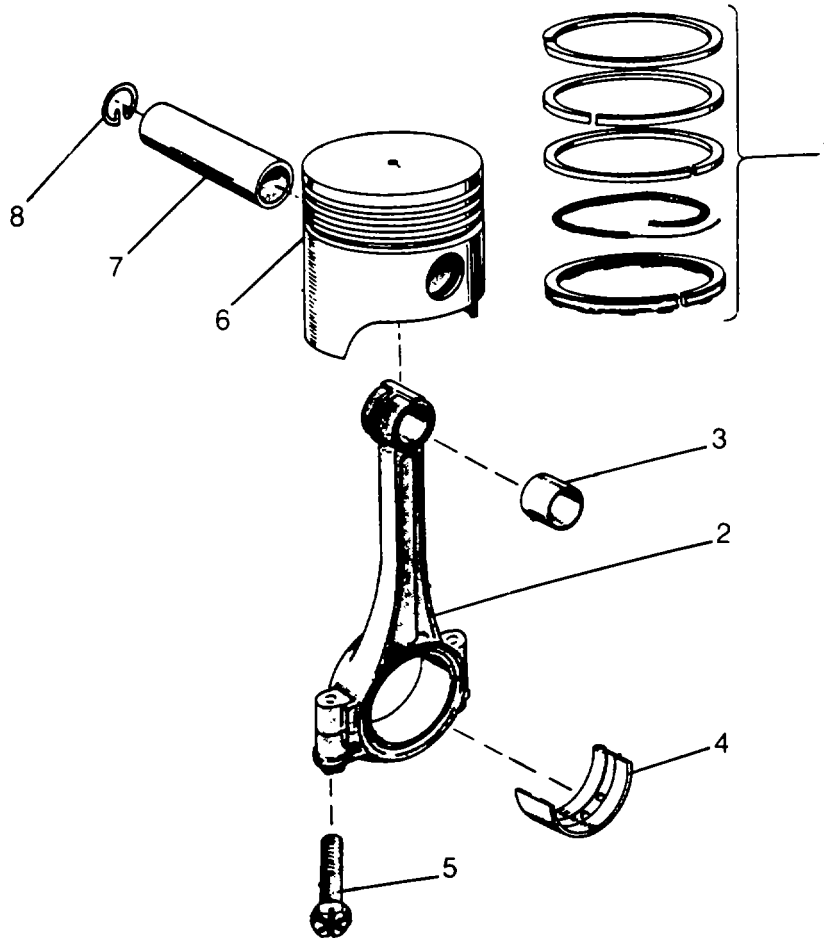
REF.	PART NO.	QTY.	DESCRIPTION	FSCM No.
1	110-1335	1	Block Assembly, Cylinder	44940
2	101-0363	1	Bearing, Precision Cam Front	44940
3	101-0359	2	Bearing, Precision	44940
4	516-0141	1	Pin, Gear Cover Locating Dowel	44940
5	120-0572	1	Tube, Crankcase Oil	44940
6	101-0386	1	Gasket Kit, Bearing Plate (w/Steel Shims)	44940
7	104-0420	2	Washer, Crankshaft Thrust	44940
8	101-0337	1	Plate, Bearing	44940
9	805-0019	6	Bolt, 3/8" -16 X 1-1/4" Plant Place	44940
10	516-0072	2	Pin, Thrust Washer	44940
11	517-0053	1	Plug, Camshaft Opening	44940
12	101-0365	1	Bearing, Precision Cam Rear	44940
13	123-0952	1	Tube, Breather	44940
14	123-0667	1	Gasket, Oil Fill Tube	44940
15	123-0191	1	Gasket, Cap	44940
16	123-0716	1	Cap And Indicator	44940
17	123-1084	1	Tube, Oil Fill	44940
18	850-0045	2	Lockwasher, 5/16" Oil Fill Tube Mounting	44940
19	800-0026	2	Capscrew, 5/16" -18 X 3/4" Hex. Head Oil Fill Tube Mounting	44940
20	862-0004*	4	Nut, 7/16" -14 Hex. Generator Set Mounting	44940
21	850-0055	4	Lockwasher, 7/16" Generator Set Mounting	44940
22	526-0014*	4	Washer, 29/64" I.D. X 1-1/2" O.D. X 1/8"	44940
23	402-0328*	4	Bushing, Vibration Mount Spacer	44940
24	402-0282*	4	Snubber, Shock Mounting	44940
25	402-0300*	4	Cup, Cushion Retaining	44940
26	402-0284	2	Cushion, Vibration (Engine End)	44940
	402-0285	2	Cushion, Vibration (Generator End)	44940
27	526-0195*	4	Washer, 29/64" I.D. X 3-1/4" O.D. X 1/8"	44940
28	816-0212*	4	Bolt, Generator Set Mounting 7/16" -14 X 5-1/2" Carriage	44940
29	505-0056	1	Plug, 1/2"	44940
30	505-0014	1	Coupling, 1/2"	44940
31	505-0002	1	Nipple, 1/2" X 3"	44940
32	800-0050	6	Capscrew, 3/8" -16 X 1" Hex. Head Oil Base Mounting	44940
33	850-0050	6	Lockwasher, 3/8" Oil Base Mounting	44940
34	102-0541	1	Base, Oil	44940
35	102-0459	1	Gasket, Base	44940
36	509-0086	1	Seal, Crankshaft Rear	44940
37	526-0245	6	Washer, Bearing Plate Mounting Flat	44940
38	123-0998	2	Insulator Halves, Breather Tube	44940
39	123-0865	1	Baffle, Breather	44940
40	509-0117	1	Seal, Breather Tube "O" Ring	44940
41	123-1203	1	Cap And Valve Assembly, Breather	44940
42	518-0268	1	Clamp, Breather Tube Insulator Halves	44940
43	809-0035	1	Screw, Breather Clamp	44940
44	102-0558	1	Heater, Oil Base (Optional)	44940
*	402-0301	4	Hardware Set, Generator Set Mounting	44940

M18-10-27.2(2 of 2)

Parts List

M18-10-27.3

Piston And Connecting Rod



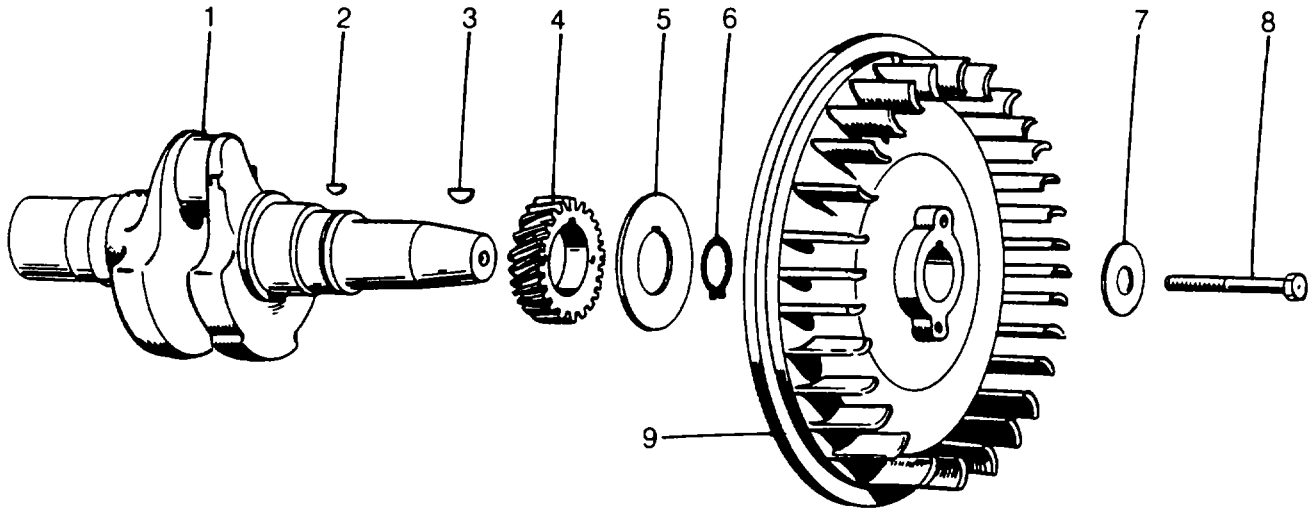
REF.	PART NO.	QTY.	DESCRIPTION	FSCM No.
1	113-0130	1	Ring Set Piston	44940
2	114-0168	1	Rod Assembly, Connecting	44940
3	114-0170	2	Bushing, Connecting Rod Piston Pin	44940
4	114-0164	2	Bearing Half, Connecting Rod	44940
5	805-0012	2	Bolt, 5/16" -24 X 1-13/16"	44940
6	112-0109	1	Piston And Pin	44940
7	112-0093	1	Pin, Piston	44940
8	112-0085	2	Ring, Pin Retaining	44940

M18-10-27.3(1 of 1)

Parts List

M18-10-27.4

Crankshaft And Flywheel



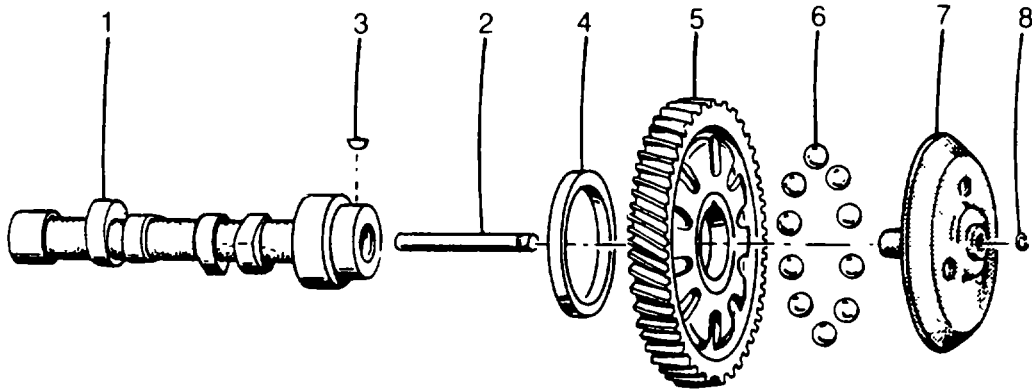
REF.	PART NO.	QTY.	DESCRIPTION	FSCM No.
1	104-0462	1	Crankshaft	44940
2	515-0001	1	Key, Gear	44940
3	515-0153	1	Key, Flywheel To Crankshaft	44940
4	104-0418	1	Gear	44940
5	104-0416	1	Washer, Retainer	44940
6	518-0188	1	Ring, Lock	44940
7	526-0185	1	Washer, 7/16" Flywheel	44940
8	800-0500	1	Screw, 7/16" -14 X 5-1/2" Flywheel	44940
9	104-0529	1	Flywheel	44940

M18-10-27.4(1 of 1)

Parts List

M18-10-27.5

Camshaft



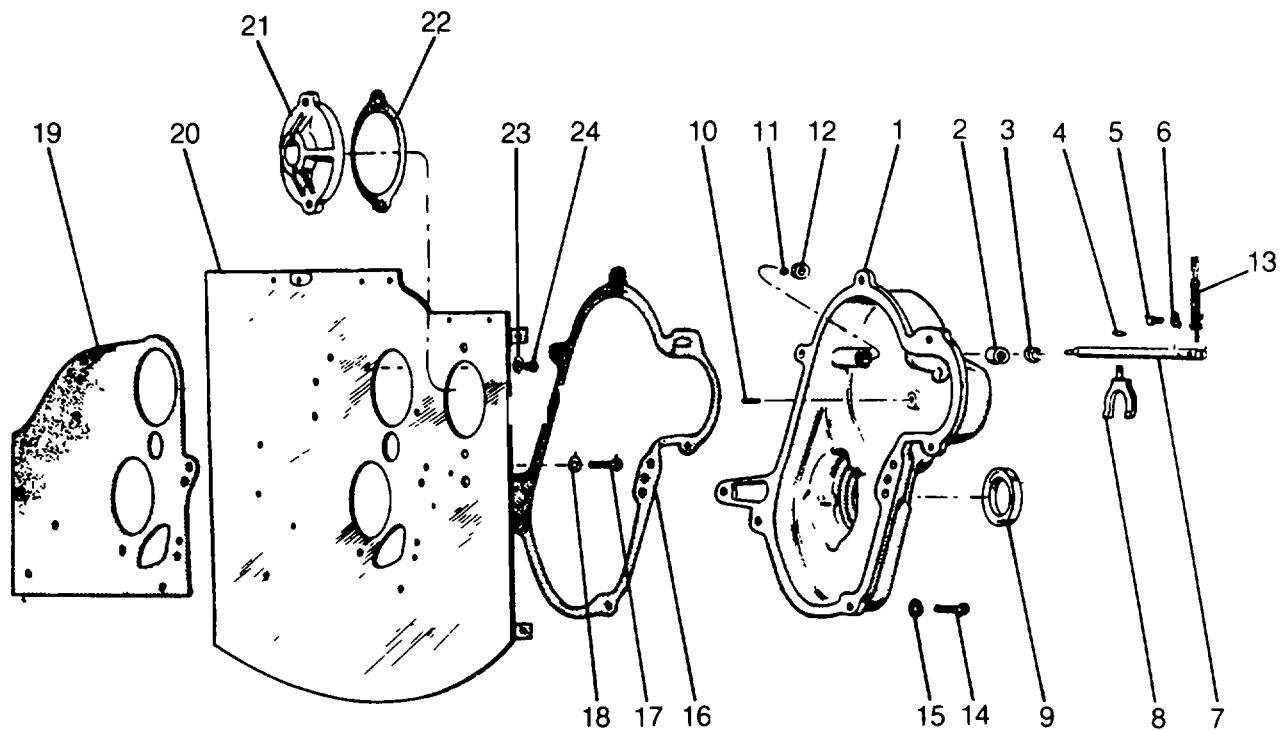
REF.	PART NO.	QTY.	DESCRIPTION	FSCM No.
1	105-0299	1	Camshaft	44940
2	150-0075	1	Pin, Center	44940
3	515-0001	1	Key, Camshaft Gear	44940
4	105-0205	1	Washer, Thrust	44940
5	105-0218	1	Gear	44940
6	510-0046	10	Ball, Governor Fly	44940
7	150-0776	1	Cup, Governor	44940
8	150-0078	1	Ring, Center Pin Snap	44940

M18-10-27.5(1 of 1)

Parts List

M18-10-27.6

Gear Cover



REF.	PART NO.	QTY.	DESCRIPTION	FSCM No.
1	103-0277	1	Cover Assembly, Gear	44940
2	510-0048	1	Bearing, Governor Shaft 1/2"	44940
3	509-0088	1	Seal, Oil	44940
4	518-0129	1	Ring, Yoke	44940
5	815-0176	1	Screw, #8 -32 X 1/2"	44940
6	850-0025	1	Lockwasher, #8	44940
7	150-0838	1	Shaft, Governor	44940
8	150-0777	1	Yoke, Governor	44940
9	509-0087	1	Seal, Oil	44940
10	516-0111	1	Pin, Governor Cup Stop Roll	44940
11	510-0043	1	Ball, Governor Shaft Thrust Bearing	44940
12	510-0082	1	Bearing, Governor Shaft 1/4"	44940
13	150-1089	1	Arm, Governor	44940
14	800-0028	1	Capscrew, 5/16" -18 X 1" Gear Cover Mounting	44940
	110-0879	4	Capscrew, 5/16" -18 X 1-1/4" Gear Cover Mounting	44940
15	850-0045	5	Lockwasher, 5/16" Gear Cover Mounting	44940
16	103-0251	1	Gasket, Gear Cover	44940
17	800-0026	1	Capscrew, 5/16" -18 X 3/4" Hex. Gear Cover Backplate Mounting	44940
18	850-0045	1	Lockwasher, 5/16" Gear Cover Backplate Mounting	44940
19	103-0218	1	Gasket, Backplate	44940
20	103-0226	1	Backplate	44940

## Parts List

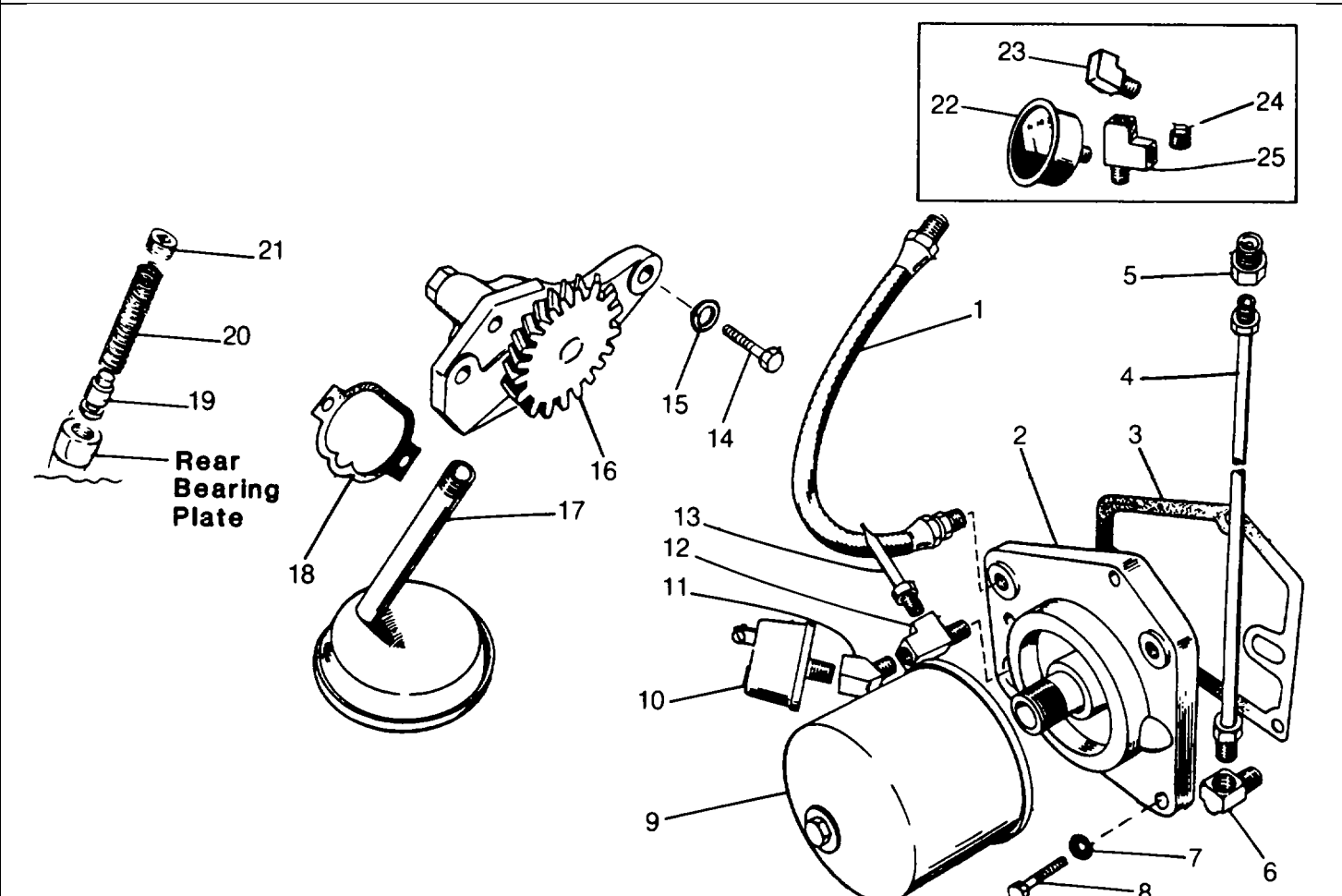
REF.	PART NO.	QTY.	DESCRIPTION	FSCM No.
21	103-0221	1	Cover, Gear Cover Backplate	44940
22	160-0721	1	Gasket, Backplate Opening Cover	44940
23	526-0115	2	Washer, Gear Cover Backplate Mounting, Flat	44940
24	815-0347	2	Screw, 1/4" -20 X 1/2" Hex. Head Gear Cover Backplate Mounting	44940
<b>M18-10-27.6(2 of 2)</b>				



Parts List

M18-10-27.7

Oil System



REF.	PART NO.	QTY.	DESCRIPTION	FSCM No.
1	501-0003	1	Line, Oil Gauge	44940
2	122-0182	1	Adapter, Oil Filter	44940
3	122-0188	1	Gasket, Adapter	44940
4	120-0622	1	Line, Adapter To Cylinder Head	44940
5	502-0281	1	Connector, Restricted Cylinder Head	44940
6	502-0037	1	Elbow, Oil Line To Filter Adapter	44940
7	850-1045	3	Lockwasher, Oil Filter Adapter Mounting 5/16"	44940
8	800-0026	3	Capscrew, Oil Filter Adapter Mounting 5/16" -18 X 3/4" Hex. Head	44940
9	122-0185	1	Filter	44940
10	309-0104	1	Switch, Low Oil Pressure Cut-off	44940
11	502-0053	1	Elbow, Oil Gauge Street 450	44940
12	502-0255	1	Tee, Air Trap Tube Restricted	44940
13	120-0598	1	Tube, Switch Air Trap	44940
14	800-0030	2	Capscrew, Oil Pump Mounting 5/16" -18 X 1" Hex. Head	44940
15	850-0045	2	Lockwasher, Oil Pump Mounting 5/16"	44940
16	120-0547	1	Pump Assembly, Oil	44940
17	120-0551	1	Cup, Oil Intake	44940
18	120-0580	1	Gasket Kit, Pump	44940
19	120-0539	1	Valve, Oil By-Pass	44940
20	120-0555	1	Spring, By-Pass Valve	44940
21	505-0274	1	Plug, Oil By-Pass 1/8"	44940

**Parts List**

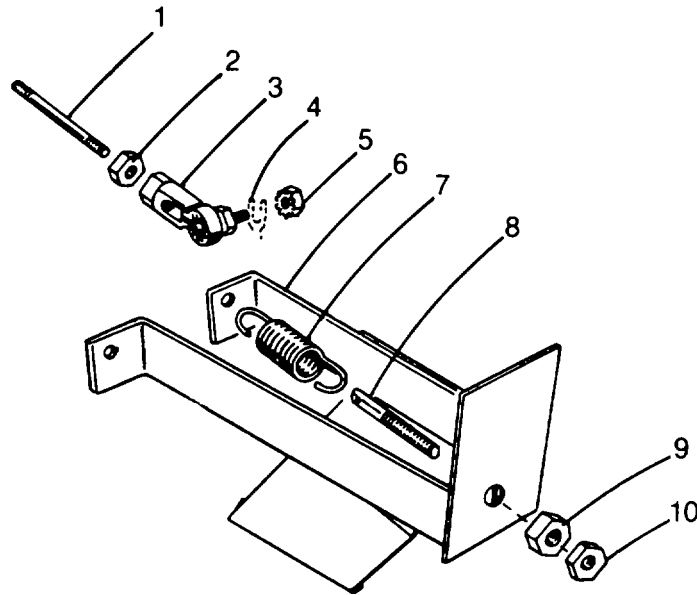
Oil System - Continued

REF.	PART NO.	QTY.	DESCRIPTION	FSCM No.
22	193-0006	1	Gauge, Oil Pressure	44940
23	502-0020	1	Elbow, Low Oil Pressure Switch Street 900	44940
24	505-0057	1	Plug, 1/8" Adapter	44940
25	502-0001	1	Tee, Oil Gauge Mounting	44940
M18-10-27.7 (2 OF 2)				

Parts List

M18-10-27.8

Governor

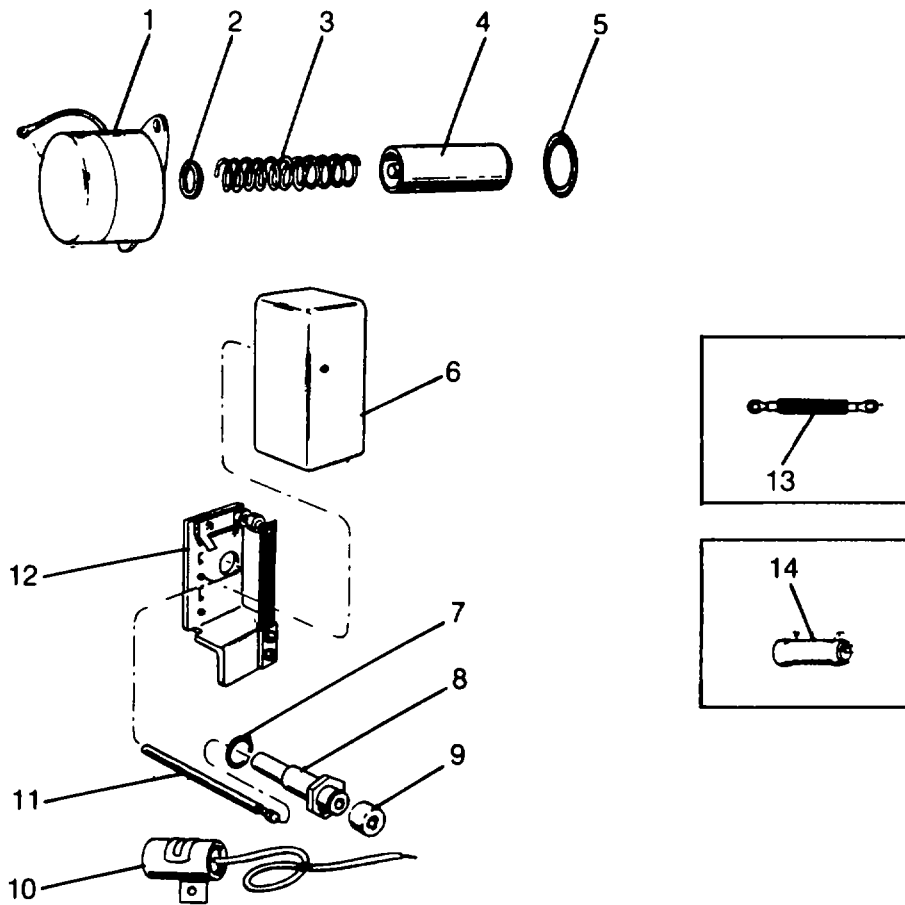


REF.	PART NO.	QTY.	DESCRIPTION	FSCM No.
1	150-1201	1	Link	44940
2	870-0053	2	Nut, Governor Link Lock	44940
3	150-0939	2	Joint, Ball	44940
4			Yoke, Governor - See M18-10-27.6	44940
5	870-0131	2	Nut, Joint Arm Keps	44940
6	150-1107	1	Bracket Assembly	44940
7	150-1084	1	Spring, Governor	44940
8	150-1082	1	Stud, Adjusting	44940
9	862-0003	1	Nut, Adjusting Stud	44940
10	870-0133	1	Nut, Lock	44940
<b>M18-10-27.8(1 of 1)</b>				

Parts List

M18-10-27.9

Anti-Flicker And Stop Solenoid



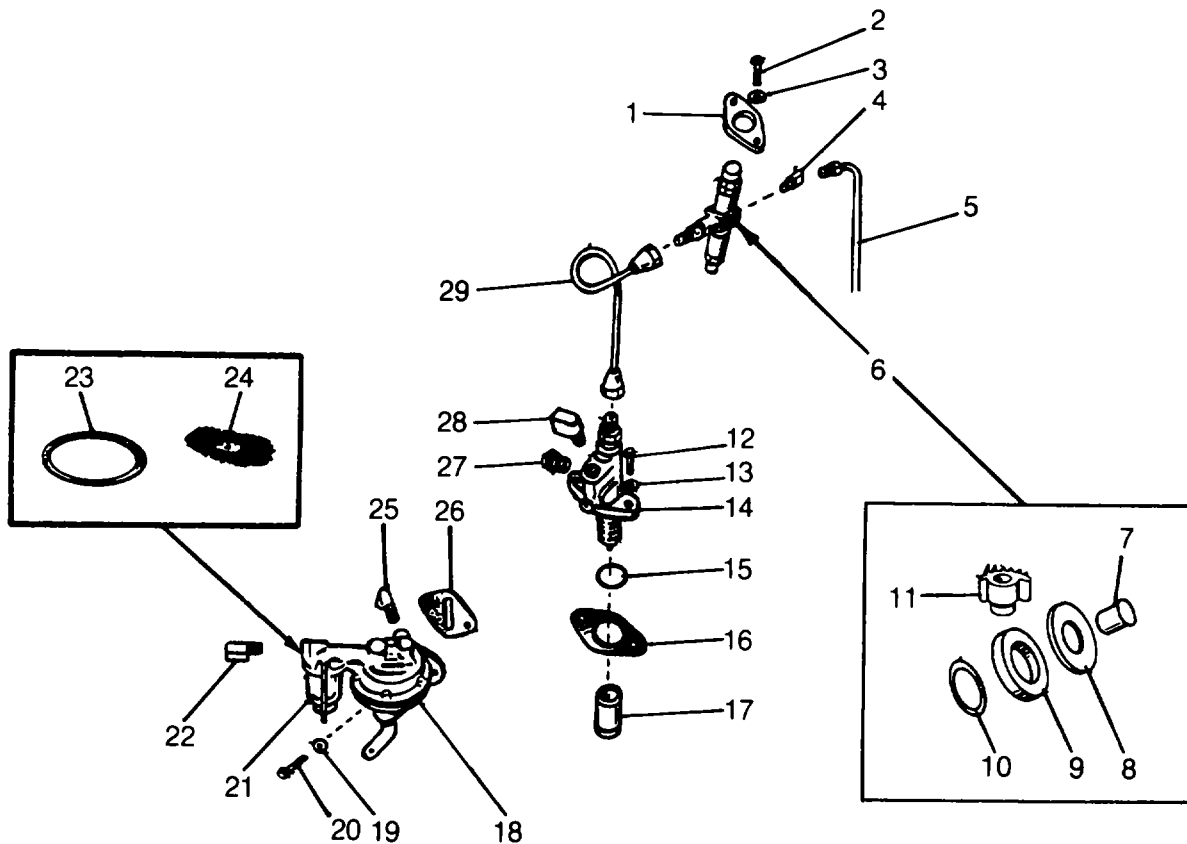
REF.	PART NO.	QTY.	DESCRIPTION	FSCM No.
1	307-1098	1	Solenoid, Decompression Release 12 Volt	44940
2	307-0736	1	Gasket, Solenoid Mounting	44940
3	306-0166	1	Spring, Solenoid Plunger	44940
4	306-0167	1	Plunger, Solenoid (w/Pin)	44940
5	509-0018	1	Seal, Stop Solenoid, "O" Ring	44940
6	160-0796	1	Cover, Anti-Flicker	44940
7	509-0091	1	Seal, "O" Ring	44940
8	160-0799	1	Guide, Breaker Plunger	44940
9	160-0263	1	Diaphragm, Breaker Plunger	44940
10			Condenser, Anti-Flicker (1.0 Mfd.) - See M18-10-27. 15	44940
11	160-0800	1	Plunger, Breaker	44940
12	166-0316	1	Point Set, Anti-Flicker	44940
13	337-0051	1	Strap, Ground Solenoid To Engine	44940
14	304-0003	1	Resistor, Decompression Release Solenoid	44940

M18-10-27.9 (1 Of 1 )

Parts List

M18-10-27.10

Fuel Transfer Pump And Injection System



REF.	PART NO.	QTY.	DESCRIPTION	FSCM No.
1	147-0141	1	Flange, Injector Nozzle Hold-Down	44940
2	800-0508	2	Capscrew, Nozzle Mounting 5/16" -18 X 2-3/4" Hex Head	44940
3	526-0122	2	Washer, Nozzle Mounting Flat	44940
4	502-0065	1	Elbow, Nozzle 450 Inverted	44940
5	149-0947	1	Line, Nozzle Fuel Return	44940
6	147-0136	1	Nozzle And Holder Assembly	44940
7	147-0134	1	Nozzle Only	44940
8	147-0043	1	Gasket, Heat Shield (Asbestos)	44940
9	147-0044	1	Shield, Nozzle Heat (Steel)	44940
10	110-0419	1	Gasket, Shield To Head (Copper)	44940
11	147-0133	1	Adapter, Injector Nozzle	44940
12	800-0031	2	Capscrew, Injector Pump Mounting 5/16" -18 X 1-1/2" Hex Head	44940
13	850-0045	2	Lockwasher, Injector Pump Mounting, 5/16"	44940
14	147-0180	1	Pump, Injection	44940
15	509-0101	1	Seal, Injection Pump To Crankcase "O" Ring	44940
16	147-0172	1	Shim Kit, Injection Pump	44940
17	115-0166	1	Tappet, Injection Pump	44940
18	149-0852	1	Pump, Fuel Transfer	44940
19	149-1307	2	Washer, Fuel Pump Mounting	44940
20	800-0027	2	Capscrew, Fuel Pump Mounting 5/16" -18 X 7/8" Hex Head	44940
21	149-0116	1	Bowl, Fuel Transfer Pump	44940

**Parts List**

Fuel Transfer Pump And Injection System - Continued

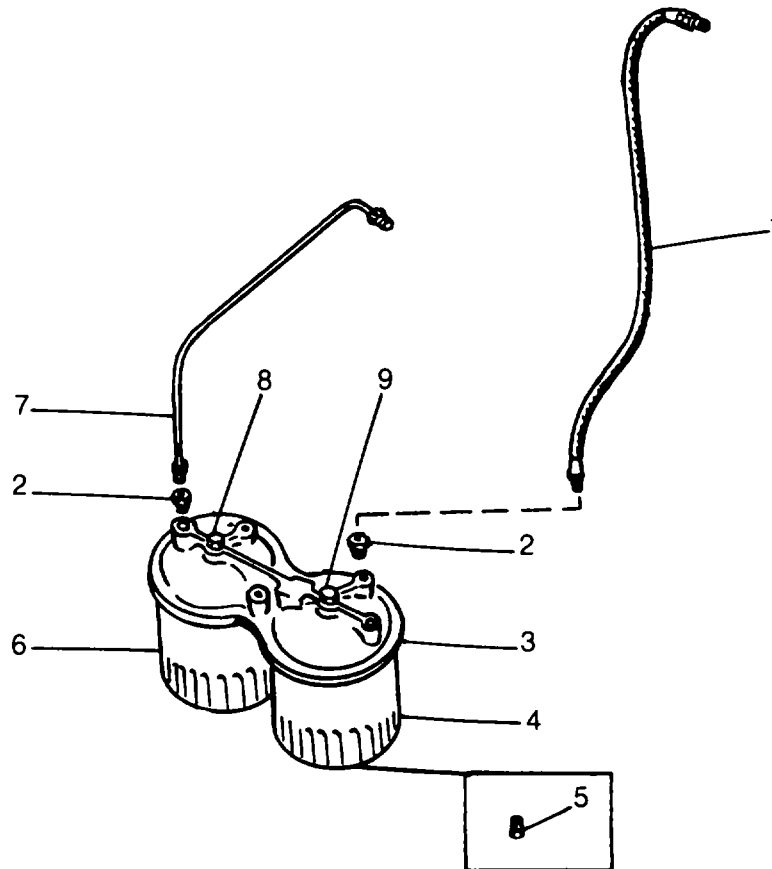
REF.	PART NO.	QTY.	DESCRIPTION	FSCM No.
22	502-0002	1	Elbow, Fuel Pump Inlet Inverted Male	44940
23	149-0517	1	Gasket, Fuel Pump Bowl	44940
24	149-0463	1	Filter Assembly, Fuel Transfer	44940
25	502-0065	1	Elbow, 450 Inverted	44940'
26	149-0792	1	Gasket, Fuel Pump Mounting	44940
27	502-0033	1	Connector, Injection Pump Inlet Inverted	44940
28	147-0183	1	Valve, Injection Pump Check	44940
29	149-0925	1	Line, Injection Pump To Nozzle	44940

M18-10-27.10(2 of 2)

Parts List

M18-10-27.11

Fuel Filters



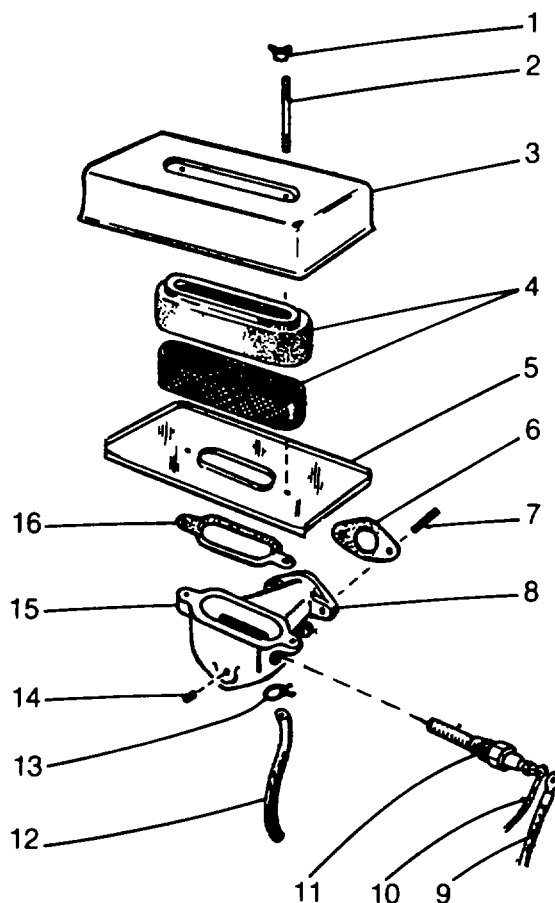
REF.	PART NO.	QTY.	DESCRIPTION	FSCM No.
1	501-0103	1	Line, Secondary Filter To Injector Pump Fuel	44940
2	502-0003	2	Connector, Fuel Filter	44940
3	149-1185	1	Adapter, Fuel Filter	44940
4	122-0326	1	Filter, Secondary Fuel	44940
5	502-0080	2	Plug, Fuel Filter Drain	44940
6	122-0325	1	Filter, Primary Fuel	44940
7	149-1191	1	Line, Transfer Pump To Primary Filter	44940
8	526-0068	1	Washer, Primary Fuel Filter Mounting	44940
	801-0074	1	Capscrew, Primary Fuel Filter Mounting Hex. Head	44940
9	526-0066	1	Washer, Secondary Fuel Filter Mounting	44940
	801-0053	1	Capscrew, Secondary Fuel Filter Mounting Hex. Head	44940

M18-10-27.11 (1 of 1)

Parts List

M18-10-27.12

Air Cleaner



REF.	PART NO.	QTY.	DESCRIPTION	FSCM No.
1	865-0020	2	Nut, Air Cleaner Hold-Down Wing	44940
2	520-0621	2	Stud, Air Cleaner Hold-Down	44940
3	140-0594	1	Cover, Air Cleaner	44940
4	140-0636	1	Element And Retainer, Air Cleaner	44940
5	140-0595	1	Pan, Air Cleaner	44940
6	141-0281	1	Gasket, Air Cleaner Adapter To Engine	44940
7	520-0011	2	Stud', Air Cleaner Adapter Mounting	44940
8	870-0137	2	Nut, Air Cleaner Adapter Mounting Lug Lock	44940
9	336-1418	1	Lead, Air Heater To Solenoid In Control	44940
10	336-1380	1	Lead, Glow Plug To Air Heater	44940
11	154-0712	1	Heater, Air Intake 12 Volt (w/Gasket)	44940
12	503-0560	1	Hose, Breather	44940
13	503-0171	2	Clamp, Breather Hose	44940
14	505-0180	1	Plug, Air Cleaner Adapter 1/4" Pipe	44940
15	140-0576	1	Adapter, Air Cleaner	44940
16	140-0584	1	Gasket, Air Cleaner	44940

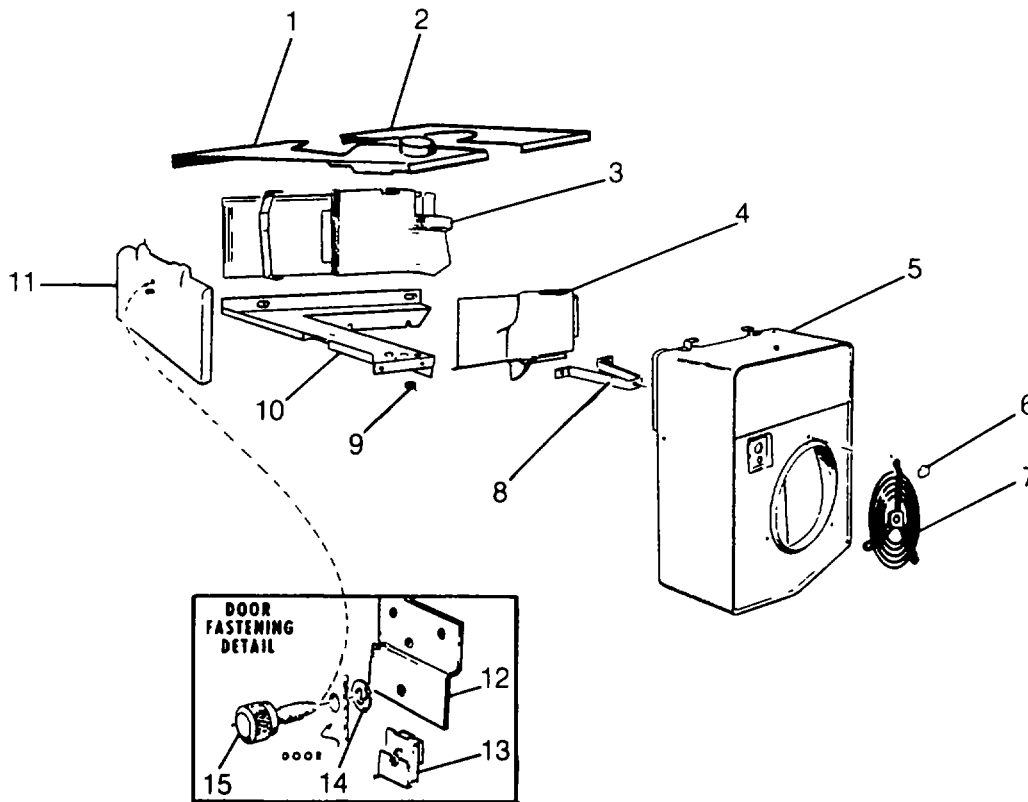
M18-10-27.12(1 of 1)



Parts List

M18-10-27.13

Air Housing



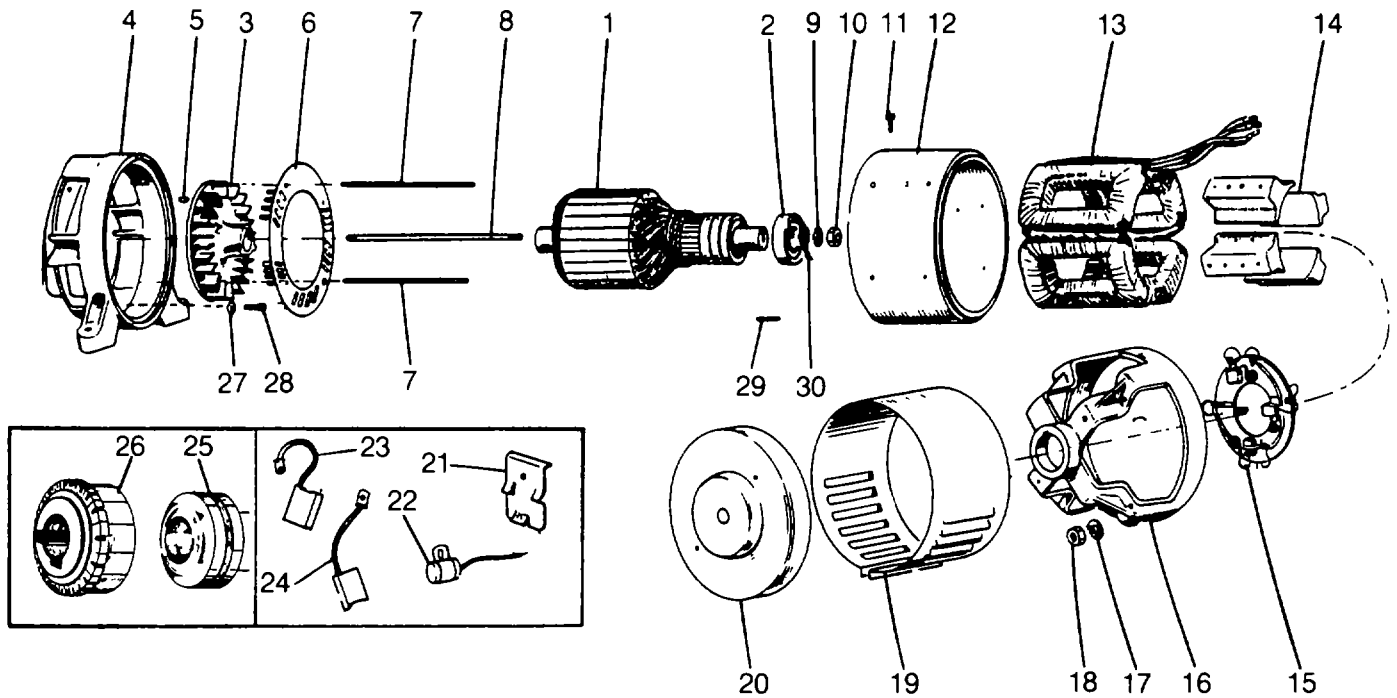
REF.	PART NO.	QTY.	DESCRIPTION	FSCM No.
1	134-1130	1	Cover, Nozzle And Housing	44940
2	134-1131	1	Cover, Plain Housing	44940
3	134-1127	1	Housing, Rear Cylinder Air	44940
4	134-1048	1	Housing, Front Cylinder Air	44940
5	134-1050	1	Housing, Blower	44940
6	134-1092	3	Retainer, Grille	44940
7	134-1178	1	Grille And Plate	44940
8	134-1085	1	Support, Blower Housing And Grille	44940
9	508-0002	1	Grommet, Rubber (For 9/16" Hole)	44940
	508-0021	3	Grommet, Rubber (For 3/4" Hole)	44940
10	134-1102	1	Panel, Bottom Cylinder Air Housing	44940
11	134-1117	1	Panel, Air Housing Door	44940
12	134-1554	1	Bracket, Air Housing Door Panel	44940
13	870-0194	5	U-Clip, Door Panel And Cover	44940
14	134-1180	1	Washer, Door	44940
15	134-1373	1	Screw, Door	44940

M18-10-27.13(1 of 1)

Parts List

M18-10-27.14

Generator



REF.	PART NO.	QTY.	DESCRIPTION	FSCM No.
1		1	Armature Assembly	44940
2	510-0047	1	Bearing, Armature Ball	44940
3	205-0065	1	Blower, Generator	44940
4	231-0113	1	Adapter	44940
5	515-0006	1	Key, Blower	44940
6	232-1256	1	Scroll, Generator Air	44940
7	520-0502	2	Stud, Generator Through	44940
8	520-0525	1	Stud, Aramature Through	44940
9	526-0032	1	Washer, Armature Through Stud 7/16" Flat	44940
10	862-0004	1	Nut, Armature Through Stud 7/16" -14 Hex.	44940
11	800-0032	8	Screw, Pole Shoe Mounting 5/16" -18 X 1-3/4"	44940
12	210-0348	1	Frame Only	44840
13	222-1593	1	Coil Assembly, Field (Set of 4 Coils)	44940
14	221-0091	4	Shoe, Field Pole	44940
15	212-0303	1	Rig Assembly, Brush	44940
16	211-0098	1	Bell, End	44940
17	850-0045	2	Lockwasher, Generator Through Stud 5/16"	44940
18	860-0015	2	Nut, Generator Through Stud 5/16" -18 Hex	44940
19	234-0005	1	Band, End Bell	44940
20	211-0099	1	Cover, End Bell	44940
21	212-1105	8	Spring, Brush	44940
22	312-0058	3	Condenser	44940

## Parts List

Generator - Continued

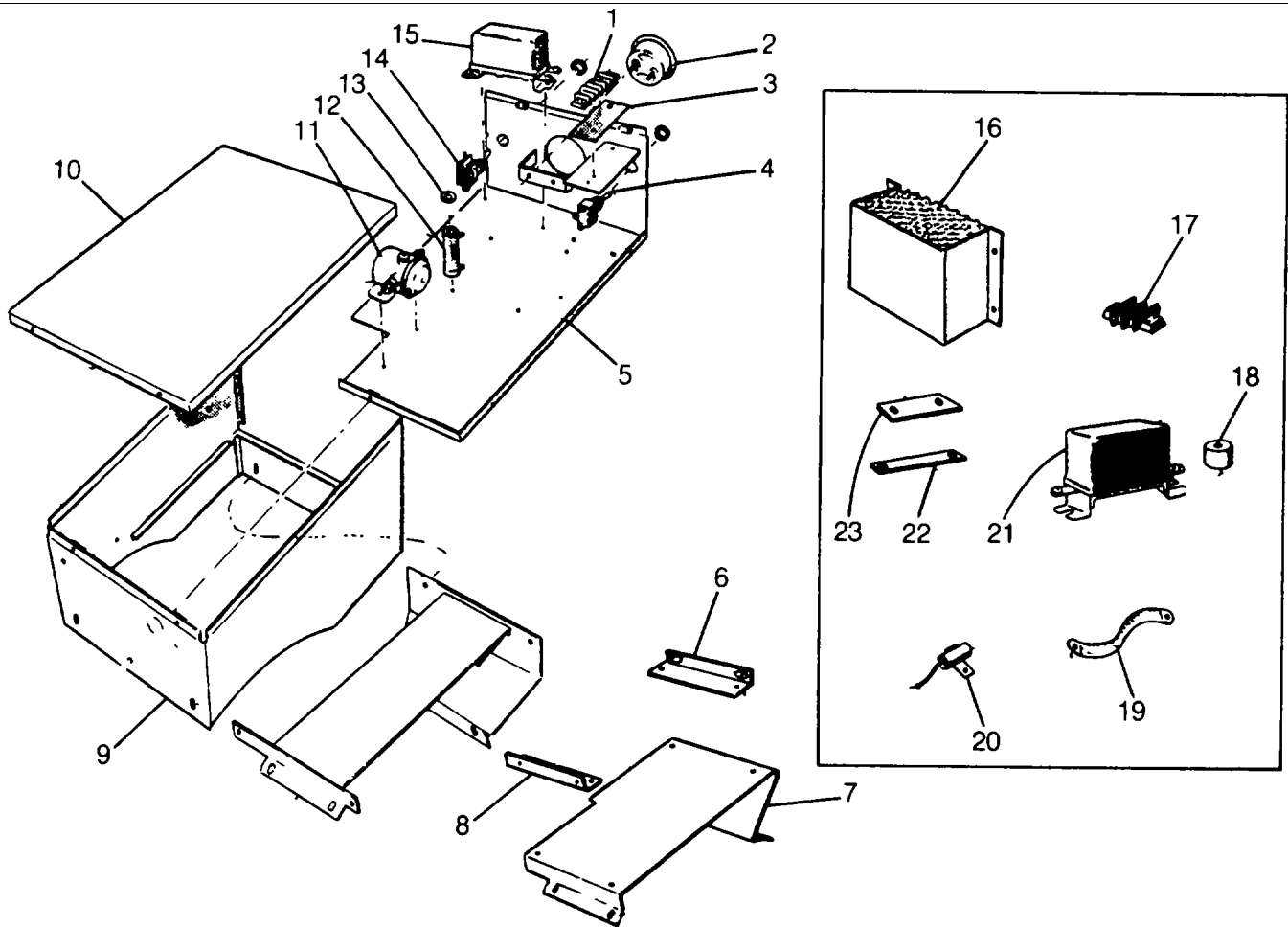
REF.	PART NO.	QTY.	DESCRIPTION	FSCM No.
23	214-0061	4	Brush, Commutator (DC)	44940
24	214-0056	4	Brush, Collector Ring (AC)	44940
25	204-0092	1	Collector Ring	44940
26	203-0127	1	Commutator	44940
27	850-0050	4	Lockwasher, Generator Adapter Mounting 3/8"	44940
28	800-0050	2	Capscrew, Generator Adapter Mounting 3/8" -16 X 1" Hex Head	44940
	800-0051	2	Capscrew, Generator Adapter Mounting 3/8" -16 X 1-1/4" Hex Head	44940
29	516-0103	2	Pin, Roll	44940
30	850-0055	1	Washer, Armature Through Stud 7/16"	44940

M18-10-27.14 (2 OF 2)

Parts List

M18-10-27.15

Control Box Assembly



REF.	PART NO.	QTY.	DESCRIPTION	FSCM No.
1	332-0604	1	Block, 5 Place Remote Control Terminal	44940
2	302-0446	1	Ammeter, Charge	44940
3	332-0616	1	Strip, Block Marker	44940
4	308-0154	1	Switch, Start Stop	44940
5	301-2009	1	Panel, Control Box	44940
6	301-2426	1	Bracket, Control Box Mounting (Left)	44940
7	301-2424	1	Bracket Control Box Mounting	44940
8	301-2425	1	Bracket, Control Box Mounting (Right)	44940
9	301-2008	1	Box, Control	44940
10	301-1963	1	Cover Control	44940
11	307-1046	2	Solenoid, Manifold Heater And Start	44940
12	304-0032	1	Resistor, (15-ohm, 10 Watt) Fixed	44940
13	304-0006	2	Washer, Resistor Centering	44940
14	308-0037	1	Switch, Manifold Heater	44940
15	307-0004	1	Relay, Decompression Solenoid	44940
16	302-2012	1	Cover, Resistor	44940
17	332-0609	1	Block, Terminal Load	44940
18	402-0078	4	Mount, Control Box Rubber	44940
19	337-0036	1	Strap, 36" Bond	44940
20	312-0057	1	Condenser, Anti-Flicker (1.0 Mfd.)	44940
21	307-0180	1	Relay, Reverse Current	44940
22	332-0602	1	Jumper, Solenoid	44940

**Parts List**

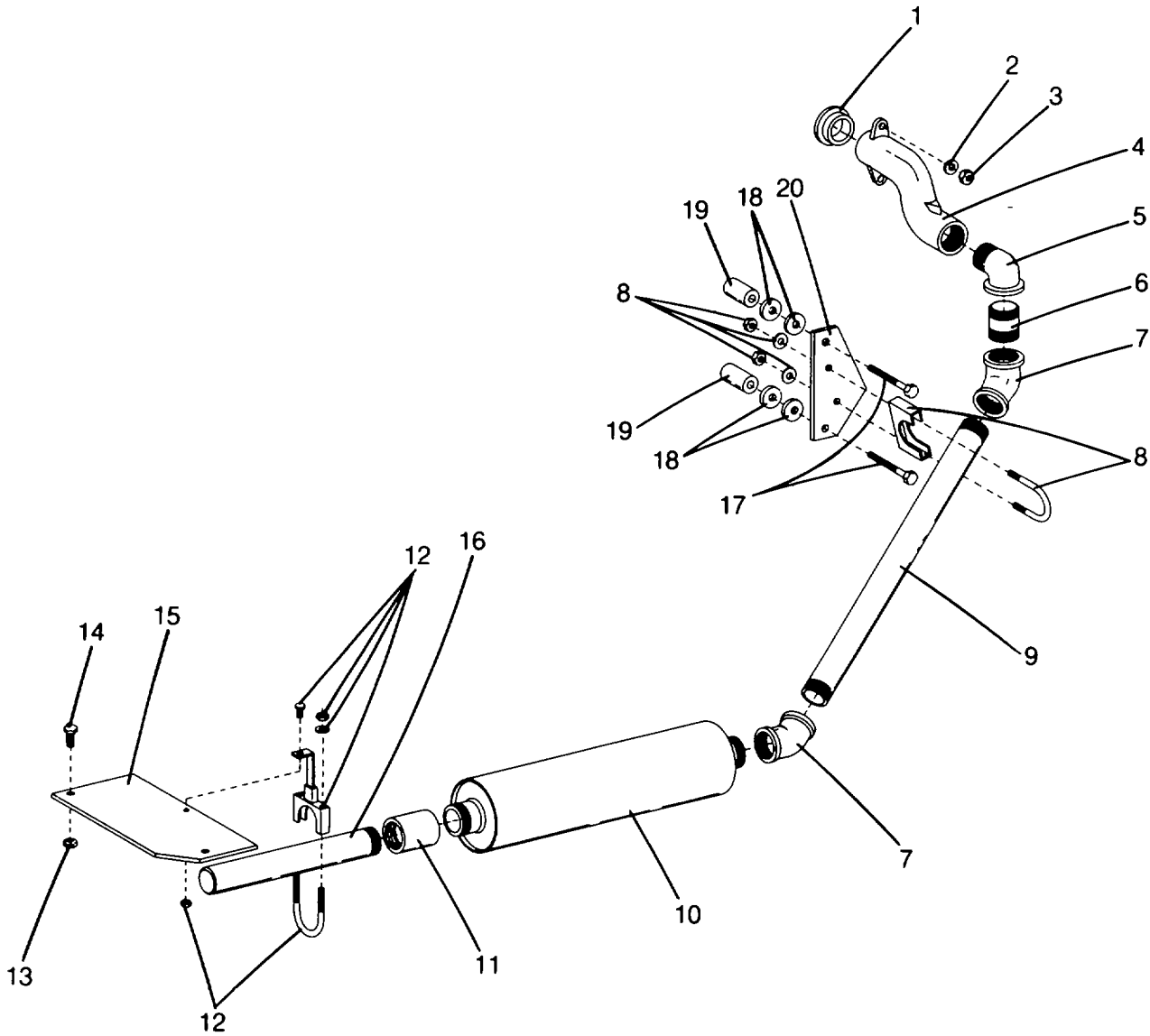
Control Box Assembly - Continued

REF.	PART NO.	QTY.	DESCRIPTION	FSCM No.
23	332-0592	1	Jumper, Ground	44940
M18-10-27.15(2 of 2)				

Parts List

M18-10-28.0

Light Plant Exhaust Assembly



**Parts List**

## Light Plant Exhaust Assembly - Continued

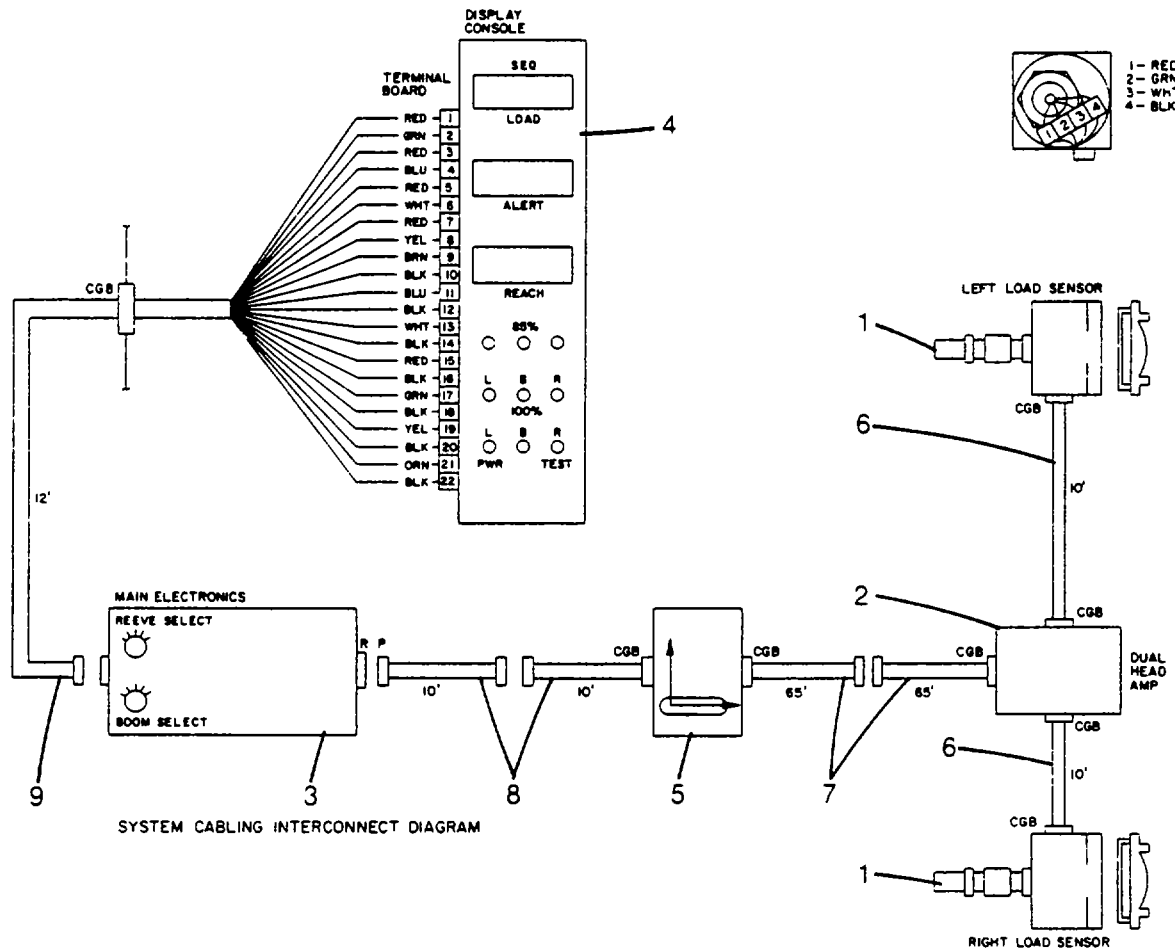
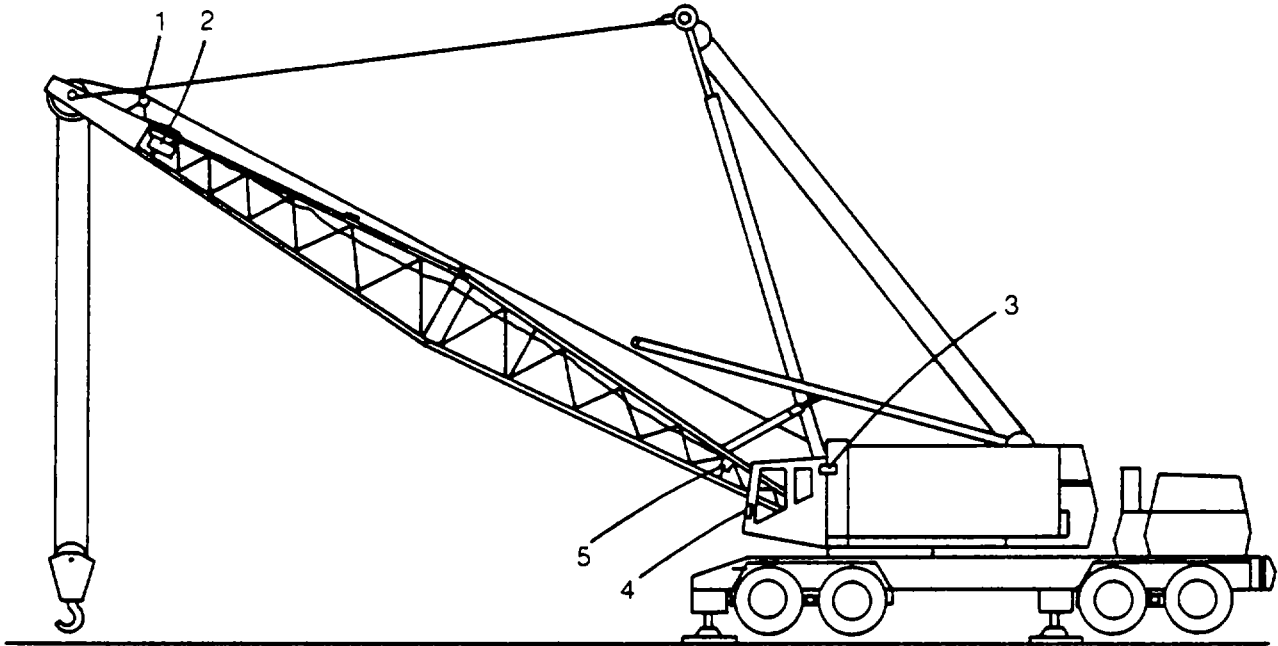
REF.	PART NO.	QTY.	DESCRIPTION	FSCM No.
1	154-0463	1	Gasket	44940
2	526-0045	2	Washer	44940
3	110-0445	2	Nut	44940
4	154-0725	1	Manifold, Exhaust	44940
5	RA145	1	Elbow	36422
6	1X1410	1	Pipe Nipple, Extra Heavy, Wrought Steel, NPT Threads, 1-1/4" X 1-5/8"	09505
7	1X922	2	Elbow, 45°, Malleable Iron, Black, NPT Threads, 1-1/4"	09505
8	47R10	1	Muffler Clamp Assembly	36422
9	IX5820	1	Pipe Nipple, Extra Heavy, Wrought Steel, NPT Threads, 1-1/4" X 15-1/8"	09505
10	155-0330	1	Muffler, 1-1/4" Inlet	44940
11	505-0031	1	Coupling, 1-1/4"	44940
12	22R16	1	Tail Pipe Hanger	36422
13	1X3809	2	Locknut, Hexagon, Low Carbon Steel, Zinc Plated, Rockwell C32, Nylon Insert, UNC-3B, 3/8"	72968
14	1X2574	2	Capscrew, Hex Head, UNC Class 2A - Grade 5, 3/8" X 1"	90483
15	22R17	1	Bracket	36422
16	1X5819	1	Pipe Nipple, Standard Weight, Wrought Steel, Black, NPT Thread, 1-1/4" X 7"	09505
17	1X4226	2	Locking Capscrew, Hex Head, UNC Class 2A - Grade 5, 3/8" X 2"	72968
18	1X4	AR	Plain Washer, Hot Rolled, Mild Steel, Zinc Plated, 3/8"	86157
19	19M899	2	Spacer	36422
20	22R18	1	Bracket	36422
<b>M18-10-28.0 (2 Of 2)</b>				

Parts List

R1083

M18-13-81.0

Overload Warning - Two Blocks





**Parts List**

**R1083**

Overload Warning - Two Blocks - Continued

REF.	PART NO.	QTY.	DESCRIPTION	FSCM No.
	22M1793	1	Overload Warning Assembly	36422
1	3M503	2	Load Pin Assembly	*
2	3M502	1	Dual Head Amplifier Assembly	*
3	3M499	1	Main Electronics Assembly	*
4	3M508	1	Display Assembly	*
5	3M501	1	Angle Sensor Assembly0	*
6	3M578	2	Cable Assembly	*
7	3M579	1	Cable Assembly	*
8	3M580	2	Cable Assembly	*
9	3M581	1	Cable Assembly	*
* See Vendor Annex List For FSCFM Number				
<b>M18-13-81.0 (2 of 2)</b>				

By Order of the Secretary of the Army:

Official:

DONALD J. DELANDRO  
*Brigadier General, United States Army*  
*The Adjutant General*

JOHN A.. WICKHAM, JR.  
*General, United States Army*  
*Chief of Staff*

Distribution:

To be distributed in accordance with SPECIAL DISTRIBUTION.

☆ U S. GOVERNMENT PRINTING OFFICE . 1990 0 - 261-872 (20578)

RECOMMENDED CHANGES TO EQUIPMENT TECHNICAL PUBLICATIONS



THEN... JOT DOWN THE DOPE ABOUT IT ON THIS FORM, CAREFULLY TEAR IT OUT, FOLD IT AND DROP IT IN THE MAIL!

**SOMETHING WRONG** WITH THIS PUBLICATION?

FROM: (PRINT YOUR UNIT'S COMPLETE ADDRESS)

DATE SENT

PUBLICATION NUMBER

PUBLICATION DATE

PUBLICATION TITLE

BE EXACT... PIN-POINT WHERE IT IS

PAGE NO.	PARA-GRAPH	FIGURE NO.	TABLE NO.
----------	------------	------------	-----------

IN THIS SPACE TELL WHAT IS WRONG AND WHAT SHOULD BE DONE ABOUT IT:

TEAR ALONG PERFORATED LINE

PRINTED NAME, GRADE OR TITLE, AND TELEPHONE NUMBER

SIGN HERE:

DA FORM 2028-2  
1 JUL 79

PREVIOUS EDITIONS ARE OBSOLETE.

P.S.—IF YOUR OUTFIT WANTS TO KNOW ABOUT YOUR RECOMMENDATION MAKE A CARBON COPY OF THIS AND GIVE IT TO YOUR HEADQUARTERS.

## THE METRIC SYSTEM AND EQUIVALENTS

### LINEAR MEASURE

1 Centimeter = 10 Millimeters = 0.01 Meters = 0.3937 Inches  
 1 Meter = 100 Centimeters = 1000 Millimeters = 39.37 Inches  
 1 Kilometer = 1000 Meters = 0.621 Miles

### SQUARE MEASURE

1 Sq Centimeter = 100 Sq Millimeters = 0.155 Sq Inches  
 1 Sq Meter = 10,000 Sq Centimeters = 10.76 Sq Feet  
 1 Sq Kilometer = 1,000,000 Sq Meters = 0.386 Sq Miles

### WEIGHTS

1 Gram = 0.001 Kilograms = 1000 Milligrams = 0.035 Ounces  
 1 Kilogram = 1000 Grams = 2.2 Lb  
 1 Metric Ton = 1000 Kilograms = 1 Megagram = 1.1 Short Tons

### CUBIC MEASURE

1 Cu Centimeter = 1000 Cu Millimeters = 0.06 Cu Inches  
 1 Cu Meter = 1,000,000 Cu Centimeters = 35.31 Cu Feet

### LIQUID MEASURE

1 Milliliter = 0.001 Liters = 0.0338 Fluid Ounces  
 1 Liter = 1000 Milliliters = 33.82 Fluid Ounces

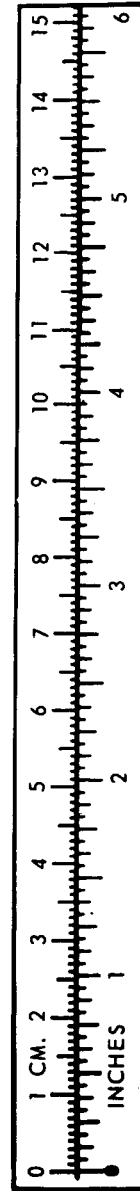
### TEMPERATURE

$5.9 (^{\circ}\text{F} - 32) = ^{\circ}\text{C}$   
 $212^{\circ}\text{ Fahrenheit is equivalent to } 100^{\circ}\text{ Celsius}$   
 $90^{\circ}\text{ Fahrenheit is equivalent to } 32.2^{\circ}\text{ Celsius}$   
 $32^{\circ}\text{ Fahrenheit is equivalent to } 0^{\circ}\text{ Celsius}$   
 $9.5\text{ }^{\circ}\text{C} + 32 = \text{F}^{\circ}$

### APPROXIMATE CONVERSION FACTORS

<u>TO CHANGE</u>	<u>TO</u>	<u>MULTIPLY BY</u>
Inches . . . . .	Centimeters . . . . .	2.540
Feet . . . . .	Meters . . . . .	0.305
Yards . . . . .	Meters . . . . .	0.914
Miles . . . . .	Kilometers . . . . .	1.609
Square Inches . . . . .	Square Centimeters . . . . .	6.451
Square Feet . . . . .	Square Meters . . . . .	0.093
Square Yards . . . . .	Square Meters . . . . .	0.836
Square Miles . . . . .	Square Kilometers . . . . .	2.590
Acres . . . . .	Square Hectometers . . . . .	0.405
Cubic Feet . . . . .	Cubic Meters . . . . .	0.028
Cubic Yards . . . . .	Cubic Meters . . . . .	0.765
Fluid Ounces . . . . .	Milliliters . . . . .	29.573
Pints . . . . .	Liters . . . . .	0.473
Quarts . . . . .	Liters . . . . .	0.946
Gallons . . . . .	Liters . . . . .	3.785
Ounces . . . . .	Grams . . . . .	28.349
Pounds . . . . .	Kilograms . . . . .	0.454
Short Tons . . . . .	Metric Tons . . . . .	0.907
Pound-Feet . . . . .	Newton-Meters . . . . .	1.356
Pounds per Square Inch . . . . .	Kilopascals . . . . .	6.895
Miles per Gallon . . . . .	Kilometers per Liter . . . . .	0.425
Miles per Hour . . . . .	Kilometers per Hour . . . . .	1.609

<u>TO CHANGE</u>	<u>TO</u>	<u>MULTIPLY BY</u>
Centimeters . . . . .	Inches . . . . .	0.394
Meters . . . . .	Feet . . . . .	3.280
Meters . . . . .	Yards . . . . .	1.094
Kilometers . . . . .	Miles . . . . .	0.621
Square Centimeters . . . . .	Square Inches . . . . .	0.155
Square Meters . . . . .	Square Feet . . . . .	10.764
Square Meters . . . . .	Square Yards . . . . .	1.196
Square Kilometers . . . . .	Square Miles . . . . .	0.386
Square Hectometers . . . . .	Acres . . . . .	2.471
Cubic Meters . . . . .	Cubic Feet . . . . .	35.315
Cubic Meters . . . . .	Cubic Yards . . . . .	1.308
Milliliters . . . . .	Fluid Ounces . . . . .	0.034
Liters . . . . .	Pints . . . . .	2.113
Liters . . . . .	Quarts . . . . .	1.057
Liters . . . . .	Gallons . . . . .	0.264
Grams . . . . .	Ounces . . . . .	0.035
Kilograms . . . . .	Pounds . . . . .	2.205
Metric Tons . . . . .	Short Tons . . . . .	1.102
Newton-Meters . . . . .	Pound-Feet . . . . .	0.738
Kilopascals . . . . .	Pounds per Square Inch . . . . .	0.145
Kilometers per Liter . . . . .	Miles per Gallon . . . . .	2.354
Kilometers per Hour . . . . .	Miles per Hour . . . . .	0.621



TA089991

**PIN: 057438-000**